

TESTIMONY OF

Shannon Fisher, Program Manager of the Drinking Water State Revolving Fund

Good afternoon Representative Nathe and members of the Education and Environment Subcommittee of the House Appropriations Committee. My name is Shannon Fisher, and I am the Program Manager of the Drinking Water State Revolving Fund within the Department of Environmental Quality. I am here to provide neutral testimony for SB 2020.

History

The Drinking Water State Revolving Fund (DWSRF) is an important piece of the overall funding picture for drinking water infrastructure projects in the state. While I will speak primarily about the DWSRF program, I'd also like to mention that there is a companion program for wastewater infrastructure projects called the Clean Water State Revolving Fund program (CWSRF) that operates very similarly to the DWSRF. The DWSRF and CWSRF programs are both located within the Department of Environmental Quality.

The DWSRF program has been around for about 25 years. Federal requirements dictate that the DWSRF program be housed in the same agency responsible for administering the Safe Drinking Water Act, originally located within the Environmental Health Section of the Department of Health. The Department of Health then executed an administrative agreement with the Municipal Bond Bank under the Industrial Commission to provide financial services. The Environmental Health Section has since become the Department of Environmental Quality, and the Municipal Bond Bank is now the Public Finance Authority (PFA). Since the beginning of the program, the DWSRF has used more than \$240 million of federal funds to provide more than \$682 million in loans for 311 projects in North Dakota.

Funding and Eligibilities

We receive capitalization grants from the EPA annually, and then the state is required to provide a 20 percent match by issuing bonds. The grants typically range from \$8-11 million per year. Bonds are also issued to leverage the program. The DWSRF program is primarily a loan program. We must offer interest rates below market rate. They are currently at 1.5 percent with a 0.5 percent administrative fee. We utilize the administrative fees and some

grant funds to administer the program. The administrative fee ensures the program can continue operating if the federal government no longer provides capitalization grants. The DWSRF program does not receive general fund appropriations. The loan term length is 30 years, or the useful life of the project, whichever is less.

Program eligibility is on the handout titled "State Revolving Funds Overview." They include source water, treatment, storage, and distribution projects. We must prioritize those projects necessary to ensure compliance with the Safe Drinking Water Act, protect public health, and assist communities most in need on a per-household basis. It is important to note that projects intended primarily for future growth or to provide fire protection are typically ineligible for DWSRF program funds. Also, road repairs would only qualify if resulting from activities like water main replacements. Our partnership with the Bank of North Dakota is important here because if a project or part of a project is *ineligible* for the DWSRF program, it is likely *eligible* for the Bank of North Dakota Infrastructure Revolving Loan Fund (BND IRLF). We will refer them to that program to finance the ineligible portions of the project.

In 2021, Congress passed the Bipartisan Infrastructure Law (BIL), which provides additional funding through the DWSRF and CWSRF programs. The funding will be awarded over the course of five years, from 2022 to 2026. The DWSRF will receive three additional grants per year to fund:

1. Any DWSRF eligible projects.
2. Projects that address emerging contaminants.
3. Lead service line replacements.

The total funding the DWSRF program received in 2022 was just over \$60 million, and we expect that funding levels will remain similar for 2023 through 2026. Most of the funds must be provided to disadvantaged communities in the form of loan forgiveness.

We have a multi-step process for awarding funds to loans. First, the DWSRF program puts together a priority list of projects. Project sponsors submit questionnaires to the DWSRF program, and our staff use our EPA-approved ranking system to rank each project. Our ranking system considers six different factors when ranking projects:

1. Water quality impacts
2. Water quantity impacts
3. Affordability characteristics like water rates, poverty levels, unemployment, and residents with less than a high school education
4. Infrastructure adequacy
5. Consolidation or regionalization

6. Miscellaneous benefits like eliminating safety hazards and increasing resiliency during emergencies

I've included the priority ranking system that we use along with my testimony. Higher-ranked projects may be eligible for loan forgiveness, but regardless of where projects fall on our priority list, we are able to provide them with a loan if they are able to demonstrate the ability to repay the loan. We are in the process of finalizing our priority list for 2023, which has 407 projects totaling \$1,113,886,000 of needs for drinking water infrastructure projects in the state. Our draft priority list is included with my testimony.

When the borrower is ready to get funding, they can start the application process by submitting information about their project on the "Funding for Infrastructure in North Dakota" (or FIND) funding opportunity at the grants.nd.gov website. The DWSRF program, the CWSRF program, the PFA, the Department of Water Resources, and the Bank of North Dakota all use this site to evaluate projects and their eligibilities for each program. We then put together a funding package for the project. If the funding package includes a loan through the DWSRF or CWSRF program, the PFA, and/or the BND IRLF, the project sponsor needs to complete a loan application. DWSRF program staff review the loan application to ensure that the project sponsor has the ability to repay a loan. The Public Finance Authority then takes the loan to their advisory committee for approval. The Industrial Commission approves any loans greater than \$2 million.

Accomplishments

I included two documents with my testimony listing the approved projects for this biennium and the previous biennium. In the 2019-2021 biennium, we approved 36 new projects for almost \$81 million. Of those 36 projects, 16 were co-funded with the Department of Water Resources. So far in the 2021-2023 biennium, we have approved 28 new projects for almost \$45 million. Of those 28 projects, 15 were co-funded with the Department of Water Resources. Construction on many projects spans multiple years, so we typically have 50-60 active loans. I've included a chart showing the number of active loans.

Because our program has matured over the nearly 25 years of existence, our loan capacity has increased. We occasionally have our financial advisor run a capacity analysis of our program. The most-recent capacity analysis shows that we could fund \$141 million in loans per year if 60% of our loans have terms of 30 years and \$128 million per year if 80% of our loans have terms of 30 years. I've included a chart that shows the amount of funds disbursed every year of the program, and the maximum amount disbursed was \$85 million. In the history of both SRF programs, we have not turned away any eligible project that has demonstrated the ability to repay a loan and there is plenty of capacity to fund additional loans.

State Agency Coordination

As described earlier, the DWSRF program partners with the Department of Water Resources cost share program and the BND IRLF to put together funding packages for projects seeking financial assistance. Political subdivisions no longer have to submit separate applications to funding programs, and all participating agencies are able to see the overall funding picture for a project. Since the existence of the application portal, more than 200 applications have been received and evaluated.

Cross-agency collaboration ensures the effective use of funds for projects. For example, the DWSRF program recently received funding restricted to projects that address emerging contaminants. We identified a few projects that met the funding eligibility criteria. Both projects had intended to use Department of Water Resources cost share funding for 75% of the project costs, and use the DWSRF program for their 25% cost share. Because of this funding, these projects will instead receive 75% loan forgiveness through the DWSRF and the cost share program will be able to reduce the amount of funding that they provide to those projects and allocate it to other projects.

Mr. Chairman and committee members, this concludes my neutral testimony for SB 2020. I would be happy to answer any questions.

State Revolving Funds Overview

The State Revolving Fund (SRF) Programs offer below-market interest rate loans (currently at 2 percent) to political subdivisions for financing projects authorized under the Clean Water Act and Safe Drinking Water Act. These programs operate nationwide with funding from the U.S. Environmental Protection Agency to provide loans to maintain and improve infrastructure that protects our vital water resources. Loans are awarded to projects listed on the project priority list based on eligibility and repayment ability.

Eligible Projects

Clean Water State Revolving Fund

- Wastewater Treatment
- Sewer Systems
- Stormwater Projects with a Water Quality Benefit
- Landfill Closure and Leachate Collection/Treatment
- Water Meters
- Water Reuse
- Energy Efficiency Plans
- Necessary Land Acquisitions for Eligible Projects

Drinking Water State Revolving Fund

- Source Water
- Treatment
- Storage
- Water Distribution
- Consolidation of Water Systems
- Water Security
- Energy Efficiency Plans
- Administrative Buildings

Financial Advantages

No state general funds have ever been used for state revolving loans!



No penalty for early payment from excess revenues.



Borrowers only pay interest on loan as funds are drawn.



Bond counsel fees are the only cost of issuance.



Eligible USDA-RD loans can be refinanced.



Can be used as co-funding for other state and federal programs.

Project Prioritization

Clean Water State Revolving Fund

- Water Quality Improvements
- Affordability
- Permit Compliance
- Readiness to Proceed
- Green Project Reserve

Drinking Water State Revolving Fund

- Water Quality
- Water Quantity
- Affordability
- Infrastructure Adequacy
- Consolidation or Regionalization
- Operator Safety

Return on Investment


	CWSRF	DWSRF	Total
Total Federal Grants Received	\$258,004,688	\$240,645,767	\$498,650,455
Total Project Assistance Disbursed	\$797,544,842	\$682,140,000	\$1,479,684,842
Return on Investment	309%	283%	297%
Number of Projects	338	311	649

As of 12/31/2022


Cofunding Partners



Public Finance Authority
CAPITAL FINANCING PROGRAM



Trust Lands
ENERGY INFRASTRUCTURE
& IMPACT GRANT



Contact Environmental Quality at 701.328.5211 • www.deq.nd.gov/MF • NDSRF@nd.gov
or Public Finance Authority at 701.328.7100 • www.pfa.nd.gov • NDPFA@nd.gov

Appendix E

Priority Ranking System

The following criteria and point system is utilized by the DWSRF Program to rank eligible projects for potential financial assistance through the DWSRF Program:

	General Supplemental	Emerging Contaminants	Lead Service Line Replacement
Water Quality	30	25	30
Water Quantity	20	-	-
Affordability	20	20	20
Infrastructure Adequacy	15	-	15
Consolidation or Regionalization	10	10	-
Miscellaneous	5	-	5
Total	100	55	70

DWSRF funds may be used to buy or refinance existing local debt obligations (publicly owned systems only) where the initial debt was incurred and the construction started after July 1, 1993. DWSRF assistance requests of this type, if eligible, will be ranked based on the original purpose and success of the constructed improvements.

Creation of New Systems - eligible projects are those that, upon completion, will create a community water system (CWS) to address existing and serious public health problems caused by unsafe drinking water from individual wells or surface water sources. Eligible projects are also those that create a new regional CWS by consolidating existing systems with technical, financial, or managerial difficulties. Projects to address existing public health problems associated with individual wells or surface water sources must be limited in scope to the specific geographic area affected by contamination. Projects that create new regional CWSs by consolidating existing systems must be limited in scope to the service area of the systems being consolidated. A project must be a cost-effective solution to addressing the problem. Applicants must ensure that sufficient public notice has been given to potentially affected parties and consider alternative solutions to addressing the problem. Capacity to serve future population growth cannot be a substantial portion of the project.

Water Quality (select all that apply, 30 points maximum)			
	Supplemental Pts.	Emerging Contaminants Pts.	Lead Pts.
A. Documented waterborne disease outbreaks within last 2 years.	<input type="checkbox"/> 20		
B. Unresolved nitrate or nitrite maximum contaminant level (MCL) exceedance(s), OR acute microbiological MCL exceedance(s) within last 12 months.	<input type="checkbox"/> 15		
C. Exceedance(s) of EPA-established unreasonable risk to health (URTH) level(s) within last 4 years for regulated chemicals or radionuclides (excludes nitrate and nitrite).	<input type="checkbox"/> 10		
D. Disinfection treatment inadequate to satisfy one of the following: <ul style="list-style-type: none"> The Surface Water Treatment Rule (SWTR) The Enhanced SWTR (ESWTR) The Groundwater Rule (GWR) Groundwater source(s) deemed by the PWSS to be under the direct influence of surface water Multiple turbidity treatment technique requirement (TTR) violations within last 2 years (includes at least one event where the maximum allowed turbidity was exceeded) 	<input type="checkbox"/> 8		
E. Multiple turbidity TTR violations within last 2 years (no events where the maximum allowed turbidity was exceeded), OR 3 or more non-acute microbiological MCL violations within last 12 months.	<input type="checkbox"/> 7		
F. MCL or TTR exceedance(s) (no URTH level exceedances) within last 4 years (excludes microbiological contaminants, nitrate, nitrite, and turbidity).	<input type="checkbox"/> 6		<input type="checkbox"/> 30
G. Potential MCL or TTR compliance problems based on most recent 4-year period (excludes microbiological contaminants and turbidity).			
75% to 100% of MCL or TTR	<input type="checkbox"/> 5		<input type="checkbox"/> 25
50% to 74% of MCL or TTR	<input type="checkbox"/> 4		<input type="checkbox"/> 20
25% to 49% of MCL or TTR	<input type="checkbox"/> 3		<input type="checkbox"/> 15
H. General water quality problems			
<ul style="list-style-type: none"> Total dissolved solids (TDS) \geq 1,500 mg/L Total hardness (TH) as calcium carbonate \geq 650 mg/L Sodium (Na) \geq 650 mg/L 	<input type="checkbox"/> 4		

<ul style="list-style-type: none"> Iron (Fe) \geq 2.0 mg/L Sulfate (SO₄) \geq 750 mg/L 			
<ul style="list-style-type: none"> TDS from 500-1,499 mg/L TH as calcium carbonate from 200-649 mg/L Na from 200-659 mg/L Fe from 0.3-1.9 mg/L SO₄ from 250-749 mg/L 	<input type="checkbox"/> 2		
I. Emerging contaminants problems			
Exceedance of health advisory level (HAL)	<input type="checkbox"/> 5	<input type="checkbox"/> 25	
75% to 100% of HAL	<input type="checkbox"/> 4	<input type="checkbox"/> 20	
50% to 74% of HAL	<input type="checkbox"/> 3	<input type="checkbox"/> 15	
25% to 49% of HAL	<input type="checkbox"/> 2	<input type="checkbox"/> 10	
<25% of HAL, or contaminant with no HAL	<input type="checkbox"/> 1	<input type="checkbox"/> 5	

Water Quality Total

--	--	--

Water Quantity (select all that apply, 20 points maximum)			
	Supplemental Pts.	Emerging Contaminants Pts.	Lead Pts.
A. Correction of a critical water supply problem involving the loss or imminent loss of a water supply in the near future	<input type="checkbox"/> 20		
B. Community Water Systems			
Correction of an extreme water supply problem (maximum water available <150 gallons per capita per day (gpcd) OR water losses of >30% as documented through an audit).	<input type="checkbox"/> 10		
Correction of a serious water supply problem (maximum water available <200 gpcd OR daily water shortages OR water losses of 21-30% as documented through an audit).	<input type="checkbox"/> 7		
Correction of a moderate water supply problem (maximum water available <250 gpcd OR occasional daily water shortages OR water losses of 11-20% as documented through an audit).	<input type="checkbox"/> 4		

Correction of a minor water supply problem (maximum water available <300 gpcd OR sporadic water shortages OR water losses up to 10% as documented through an audit).	<input type="checkbox"/> 2		
C. Non-profit Non-community Water Systems			
Correction of an extreme water supply problem (continuous water shortages during all periods of operation).	<input type="checkbox"/> 10		
Correction of a serious water supply problem (inability to meet peak daily water demand at a frequency of at least once per week during all periods of operation).	<input type="checkbox"/> 7		
Correction of a moderate water supply problem (occasional inability to meet peak daily water demands on a seasonal basis).	<input type="checkbox"/> 4		
Correction of a minor water supply problem (occasional inability to meet peak water demands).	<input type="checkbox"/> 2		

Water Quantity Total

--	--	--

Affordability (select all that apply, 20 points maximum)			
	Supplemental Pts.	Emerging Contaminants Pts.	Lead Pts.
A. Average annual residential water user charge as a percent of local or service area annual median household income (AMHI)			
>2.5%	<input type="checkbox"/> 5	<input type="checkbox"/> 5	<input type="checkbox"/> 5
2.0% to 2.5%	<input type="checkbox"/> 4	<input type="checkbox"/> 4	<input type="checkbox"/> 4
1.5% to 1.9%	<input type="checkbox"/> 3	<input type="checkbox"/> 3	<input type="checkbox"/> 3
1.0% to 1.4%	<input type="checkbox"/> 2	<input type="checkbox"/> 2	<input type="checkbox"/> 2
0.5% to 0.9%	<input type="checkbox"/> 1	<input type="checkbox"/> 1	<input type="checkbox"/> 1
B. Households with income less than 200% of the poverty threshold			
≥50%	<input type="checkbox"/> 5	<input type="checkbox"/> 5	<input type="checkbox"/> 5
40% to 49%	<input type="checkbox"/> 4	<input type="checkbox"/> 4	<input type="checkbox"/> 4

30% to 39%	<input type="checkbox"/> 3	<input type="checkbox"/> 3	<input type="checkbox"/> 3
20% to 29%	<input type="checkbox"/> 2	<input type="checkbox"/> 2	<input type="checkbox"/> 2
10% to 19%	<input type="checkbox"/> 1	<input type="checkbox"/> 1	<input type="checkbox"/> 1
C. Unemployment rate			
≥5.0%	<input type="checkbox"/> 5	<input type="checkbox"/> 5	<input type="checkbox"/> 5
4.0% to 4.9%	<input type="checkbox"/> 4	<input type="checkbox"/> 4	<input type="checkbox"/> 4
3.0% to 3.9%	<input type="checkbox"/> 3	<input type="checkbox"/> 3	<input type="checkbox"/> 3
2.0% to 2.9%	<input type="checkbox"/> 2	<input type="checkbox"/> 2	<input type="checkbox"/> 2
1.0% to 1.9%	<input type="checkbox"/> 1	<input type="checkbox"/> 1	<input type="checkbox"/> 1
D. Residents with less than a high school education			
≥20%	<input type="checkbox"/> 5	<input type="checkbox"/> 5	<input type="checkbox"/> 5
16.0% to 19.9%	<input type="checkbox"/> 4	<input type="checkbox"/> 4	<input type="checkbox"/> 4
12.0% to 15.9%	<input type="checkbox"/> 3	<input type="checkbox"/> 3	<input type="checkbox"/> 3
8.0% to 11.9%	<input type="checkbox"/> 2	<input type="checkbox"/> 2	<input type="checkbox"/> 2
4.0% to 7.9%	<input type="checkbox"/> 1	<input type="checkbox"/> 1	<input type="checkbox"/> 1

Affordability Total

<input type="text"/>	<input type="text"/>	<input type="text"/>
----------------------	----------------------	----------------------

Infrastructure Adequacy (select all that apply, 15 points maximum)

	Supplemental Pts.	Emerging Contaminants Pts.	Lead Pts.
Source Water			

A. Correction of well construction or operating deficiencies	<input type="checkbox"/>	3		
B. Correction of specific design or operating deficiencies associated with surface water intake facilities.	<input type="checkbox"/>	2		
C. Provision of a second well where only one functional well exists for systems relying solely on their own groundwater supplies	<input type="checkbox"/>	2		
D. Correction of specific design or operating deficiencies associated with raw water pumping facilities.	<input type="checkbox"/>	2		
E. Correction of specific design or operating deficiencies associated with raw water distribution system piping and/or appurtenances.	<input type="checkbox"/>	2		
Treatment				
F. Correction of general disinfection treatment deficiencies – excludes improvements necessary to directly comply with the SWTR, the ESWTR, or the GWR.	<input type="checkbox"/>	3		
G. Water treatment plant operating at or above design capacity.	<input type="checkbox"/>	3		
H. Water treatment plant operating at or beyond useful design life.	<input type="checkbox"/>	3		
I. Correction of specific design or operating deficiencies associated with water treatment plant unit processes (excludes disinfection treatment).	<input type="checkbox"/>	2		
J. Correction of specific design or operating deficiencies associated with chemical feed installations (excludes disinfection).	<input type="checkbox"/>	2		
K. Replacement of inoperative, obsolete, or inadequate instrumentation or controls.	<input type="checkbox"/>	2		
Storage				
L. Replacement of deteriorated finished water storage structures.	<input type="checkbox"/>	3		
M. Correction of specific design or operating deficiencies associated with finished water storage facilities.	<input type="checkbox"/>	2		
N. Replacement of inoperative, obsolete, or inadequate instrumentation or controls.	<input type="checkbox"/>	2		
Distribution				
O. Correction of distribution system pressure problems (dynamic pressure <20 psi).	<input type="checkbox"/>	3		
P. Replacement of deteriorated water mains and/or appurtenances.	<input type="checkbox"/>	3		

Q. Replacement of distribution system piping/materials containing lead.	<input type="checkbox"/> 3		<input type="checkbox"/> 15
R. Correction of specific design or operating deficiencies associated with finished water pumping facilities.	<input type="checkbox"/> 2		
S. Correction of specific design or operating deficiencies associated with finished water distribution system piping and/or appurtenances.	<input type="checkbox"/> 2		
T. Replacement of water meters.	<input type="checkbox"/> 2		

Infrastructure Adequacy Total

--	--	--

Consolidation or Regionalization (select all that apply, 10 points maximum)			
	Supplemental Pts.	Emerging Contaminants Pts.	Lead Pts.
A. Correction of Safe Drinking Water Act (SDWA) compliance problem(s) or extreme to critical water supply problem(s) for one or more PWSs.	<input type="checkbox"/> 3		
B. Correction of contamination problems (regulated contaminants) or extreme water quantity problems for individual residences or businesses.	<input type="checkbox"/> 2		
C. Correction of potential MCL or TTR compliance problems, general water quality problems, or moderate to serious water quantity problems for one or more PWSs.	<input type="checkbox"/> 2		
D. Correction of general water quality problems, emerging contaminants, or moderate to serious water quantity problems for individual residences or businesses.	<input type="checkbox"/> 2	<input type="checkbox"/> 10	
E. Resolution of technical, managerial, or financial capacity problems for one or more PWSs.	<input type="checkbox"/> 2		

Consolidation or Regionalization Total

--	--	--

Miscellaneous (select all that apply, 5 points maximum)			
	Supplemental Pts.	Emerging Contaminants Pts.	Lead Pts.
A. Correction of a problem that poses a safety hazard to operators.	<input type="checkbox"/> 3		

B. Measures to improve the PWS’s resiliency during emergencies (interconnections with other PWSs, generators, flood protection, etc.)	<input type="checkbox"/> 3		
C. Administration buildings for the PWS (billing offices, labs, control centers, etc.)	<input type="checkbox"/> 2		
D. Studies that may result in a capital project or reduction in demand to alleviate the need for additional capital investment (water utility audits, leak detection studies, identification of service line materials, optimization studies, asset management plans, drought contingency plans, etc.)	<input type="checkbox"/> 1		<input type="checkbox"/> 5

Miscellaneous Total

Grand Total

Priority Ranking (Supplemental)	Priority Ranking (Emerging Contaminants)	Priority Ranking (Lead)	Tracking No.	System Name	Disadvantaged Community	Present Population	Project Description	Project Cost (\$1,000)	Project Cost - Emerging Contaminants (\$1,000)	Project Cost - Lead (\$1,000)	Construction Start Date	Est. Loan Term ¹
33	-	-	1801056-21-01	Agassiz WUD	Yes	3,525	User & transmission expansion phase 2	3,850	-	-	2023	
281	-	134	1801056-22-01	Agassiz WUD	Yes	3,525	Lead service line inventory	200	-	200	-	
74	-	-	4001153-14-01	All Seasons WUD	Yes	4,295	System 3 improvements - Bottineau & Renville counties	1,060	-	-	2023	
24	-	-	4001153-14-02	All Seasons WUD	Yes	4,295	System 3 improvements - Turtle Mountains & Lake Metigoshe area	29,000	-	-	2023	
146	-	-	4001153-15-01	All Seasons WUD	Yes	4,295	System 4 to system 1 water supply project	6,638	-	-	2023	
35	-	-	4001153-21-01	All Seasons WUD	Yes	4,295	Refinance of projects for well, reservoir, SCADA, & pipeline improvements	3,929	-	-	-	
147	-	-	4001153-21-02	All Seasons WUD	Yes	4,295	Rolla area improvements	924	-	-	2023	
355	-	-	3000012-22-01	Almont	No	115	Water main replacement district no. 2022-1	1,500	-	-	2023	
380	-	100	3000012-23-01	Almont	No	115	Lead service line inventory & replacement	115	-	115	2023	
29	-	121	0900017-22-01	Amenia	No	94	Distribution system improvements	700	-	45	2023	
374	-	94	0900017-23-01	Amenia	No	94	Lead service line inventory & replacement	700	-	700	2023	
210	-	-	3200023-21-01	Aneta	Yes	234	Water main replacement	3,000	-	-	2023	
173	-	40	3200023-23-01	Aneta	Yes	234	Lead service line inventory & replacement	234	-	234	2023	30
245	-	-	0900035-22-01	Arthur	No	328	Control building improvements	400	-	-	2024	
357	-	86	0900035-23-01	Arthur	No	328	Lead service line inventory & replacement	328	-	328	2023	
9	-	-	2600038-21-01	Ashley	Yes	700	Water tower improvements	2,000	-	-	2023	
94	-	-	2600038-21-02	Ashley	Yes	700	Water main replacement	1,000	-	-	2023	
2	3	-	2600038-21-03	Ashley	Yes	700	WTP improvements	2,500	1,250	-	2023	20+
152	-	37	2600038-23-01	Ashley	Yes	700	Lead service line inventory & replacement	700	-	700	2023	30
312	-	-	1700059-20-01	Beach	Yes	981	South side water tower rehabilitation	398	-	-	2023	
130	-	95	1700059-22-01	Beach	Yes	981	Water main & lead service line replacement	1,805	-	181	2023	
352	-	139	1700059-22-02	Beach	Yes	981	Lead service line inventory	94	-	94	-	
76	-	-	4500069-23-01	Belfield	Yes	1,013	12" transmission line extension & PRV vaults	1,845	-	-	2024	
37	-	-	4500069-23-02	Belfield	Yes	1,013	AC water main & gate valve replacement	2,305	-	-	2024	
356	-	-	5100072-18-02	Berthold	No	454	Water tower rehabilitation	300	-	-	2023	
382	-	-	5100072-21-01	Berthold	No	454	Water main replacement	5,000	-	-	2023	
368	-	92	5100072-23-01	Berthold	No	454	Lead service line inventory & replacement	454	-	454	2023	
306	-	-	2900074-20-01	Beulah	Yes	3,052	Phase I main street improvements	5,195	-	-	2023	
22	-	16	0800080-19-01	Bismarck	Yes	88,000	Water main & lead service line replacement	3,500	-	1,500	2023	30
60	-	19	0800080-23-01	Bismarck	Yes	88,000	Lead service line replacement	3,500	-	1,000	2023	30
384	-	-	0700114-21-02	Bowbells	Yes	301	Railway St water main looping	275	-	-	2023	
396	-	145	0700114-22-01	Bowbells	Yes	301	Lead service line inventory	63	-	63	-	
185	-	-	0600119-14-01	Bowman	Yes	1,470	4th ave NW water main replacement	1,445	-	-	2024	
186	-	-	0600119-19-01	Bowman	Yes	1,470	New 500,000 gallon tank	2,100	-	-	2024	
196	-	122	0900134-11-01	Buffalo	No	225	Distribution system improvements	2,300	-	200	2024	
381	-	101	0900134-23-01	Buffalo	No	225	Lead service line inventory & replacement	225	-	225	2023	
350	-	-	5100138-12-01	Burlington	Yes	1,310	Elevated storage tank	1,750	-	-	2023	
208	-	-	5100138-22-01	Burlington	Yes	1,310	Wallace St water main replacement	457	-	-	2022	
105	-	-	4800152-13-02	Cando	Yes	1,115	Water main replacement	2,000	-	-	2023	
26	-	4	4800152-22-01	Cando	Yes	1,115	Lead service line replacement	650	-	650	2023	30
143	-	35	4800152-23-01	Cando	Yes	1,115	Lead service line inventory & replacement	1,115	-	1,115	2023	30
362	-	-	1600159-20-01	Carrington	Yes	2,200	Water main replacement & rehab	1,500	-	-	2023	
30	-	7	1900162-22-01	Carson	Yes	238	Railroad, 1st, & 2nd Ave water main replacement	2,577	-	26	2023	30
89	-	-	1900162-22-02	Carson	Yes	238	Water storage improvements	2,250	-	-	2023	
68	-	3	1900162-23-01	Carson	Yes	238	Lead service line inventory & replacement	238	-	238	2023	30
246	-	-	0901060-22-01	Cass RWD	Yes	17,841	1.5 million gallon water tower	5,860	-	-	2024	
348	-	-	0901060-22-02	Cass RWD	Yes	17,841	County Road 17 water line improvements	1,189	-	-	2024	
247	-	-	0901060-22-03	Cass RWD	Yes	17,841	Reservoir B expansion	982	-	-	2024	
125	-	-	0901060-23-01	Cass RWD	Yes	17,841	2024 system wide improvements	3,000	-	-	2024	

Priority Ranking (Supplemental)	Priority Ranking (Emerging Contaminants)	Priority Ranking (Lead)	Tracking No.	System Name	Disadvantaged Community	Present Population	Project Description	Project Cost (\$1,000)	Project Cost - Emerging Contaminants (\$1,000)	Project Cost - Lead (\$1,000)	Construction Start Date	Est. Loan Term ¹
239	-	20	0900166-19-01	Casselton	Yes	2,513	Lead service line replacement	910	-	910	2023	30
285	-	-	0900166-20-01	Casselton	Yes	2,513	Water main replacement (5th Ave N)	4,500	-	-	2023	
286	-	-	0900166-22-01	Casselton	Yes	2,513	Water main replacement & looping (2nd St N, Cottonwood Dr to ND Hwy 18, Morningside Dr to ND Hwy 18)	1,350	-	-	2023	
199	-	15	0900166-23-01	Casselton	Yes	2,513	Lead service line inventory & replacement	2,513	-	2,513	2023	30
39	-	-	3400170-22-01	Cavalier	Yes	1,247	Water main replacement	1,355	-	-	2023	
158	-	125	3400170-22-02	Cavalier	Yes	1,247	Lead service line inventory	125	-	125	-	
10	-	70	3300174-22-01	Center	Yes	600	Water storage & distribution improvements	2,600	-	260	2023	
104	-	27	3300174-23-01	Center	Yes	600	Lead service line inventory & replacement	600	-	600	2023	30
1	-	-	5201309-23-01	Central Plains WD	Yes	3,504	Water district expansion	11,171	-	-	2023	30
284	-	-	3900183-09-01	Christine	Yes	150	Water main, gate valve, & hydrant replacement, water main looping	700	-	-	2023	
329	-	80	3900183-23-01	Christine	Yes	150	Lead service line inventory & replacement	150	-	150	2023	
266	-	-	2800192-20-02	Coleharbor	Yes	82	Water main replacement district no. 2021-1	1,500	-	-	2023	
91	-	9	2800194-23-01	Coleharbor	Yes	82	Lead service line inventory & replacement	82	-	82	2023	30
283	-	-	3900196-23-01	Colfax	No	175	Reservoir expansion	1,051	-	-	2023	
394	-	-	3900196-23-02	Colfax	No	175	Water main looping	690	-	-	2024	
313	-	-	0700198-16-01	Columbus	Yes	133	Water main looping	1,250	-	-	2023	
218	-	85	2000203-22-01	Cooperstown	Yes	907	Lead service line replacement	100	-	100	2023	
178	-	43	2000203-23-01	Cooperstown	Yes	907	Lead service line inventory & replacement	907	-	907	2023	30
4	-	110	1200211-22-01	Crosby	Yes	1,065	Hendrickson/Holmes water main improvement	3,229	-	55	2024	
387	-	142	2001061-22-01	Dakota RWD	Yes	2,472	Lead service line inventory	200	-	200	-	
120	-	-	2001061-22-02	Dakota RWD	Yes	2,472	Transmission pipeline expansion	4,931	-	-	2024	
87	1	-	2001061-22-03	Dakota RWD	Yes	2,472	WTP expansion & manganese removal	5,000	5,000	-	2023	20+
209	-	-	0200226-22-01	Dazey	Yes	104	Control panel, electrical, & pump improvements	150	-	-	2023	
282	-	135	2500266-22-01	Drake	Yes	299	Lead service line inventory	63	-	63	-	
203	-	-	3400269-21-01	Drayton	Yes	751	Water main, hydrant, valve, & meter replacement	8,055	-	-	2023	
262	-	60	3400269-23-01	Drayton	Yes	751	Lead service line inventory & replacement	751	-	751	2023	30
315	-	136	1801062-22-02	East Central RWD	Yes	8,448	Lead service line inventory	200	-	200	-	
213	-	-	1801062-22-03	East Central RWD	Yes	8,448	Wellfield, transmission, & user expansion (phase 6)	5,955	-	-	2024	
12	-	-	1801062-22-04	East Central RWD	Yes	8,448	Service to Galesburg	1,784	-	-	2024	
6	4	-	1801062-22-05	East Central RWD	Yes	8,448	WTP expansion (phase 5)	10,564	10,564	-	2023	20+
15	-	-	1801062-23-01	East Central RWD	Yes	8,448	Hillsboro WTP expansion	3,500	-	-	2023	
137	-	-	1801062-23-02	East Central RWD	Yes	8,448	Service to Buxton	6,137	-	-	2023	
328	-	-	3600298-23-01	Edmore	Yes	141	Water storage & pumphouse	650	-	-	2023	
215	-	-	1900303-21-01	Elgin	Yes	662	East side utility improvements	1,700	-	-	2023	
176	-	41	1900303-23-01	Elgin	Yes	662	Lead service line inventory & replacement	662	-	662	2023	30
44	-	-	3700314-02-01	Enderlin	Yes	890	Well field & transmission line	1,700	-	-	2024	
70	-	78	3700314-02-02	Enderlin	Yes	890	Water main & lead service line replacement	1,500	-	400	2024	
92	-	-	3700314-02-03	Enderlin	Yes	890	WTP improvements	4,700	-	-	2025	
45	-	-	3700314-08-01	Enderlin	Yes	890	Water tower replacement	2,000	-	-	2024	
142	-	34	3700314-23-01	Enderlin	Yes	890	Lead service line inventory & replacement	890	-	890	2023	30
182	-	-	3900333-06-01	Fairmount	Yes	367	Water main replacement	800	-	-	2023	
153	-	38	3900333-23-01	Fairmount	Yes	367	Lead service line inventory & replacement	367	-	367	2023	30
32	-	-	0900336-11-01	Fargo	Yes	166,000	High service pump station	9,500	-	-	2025	
171	-	-	0900336-11-02	Fargo	Yes	166,000	WTP residuals facility	38,000	-	-	2025	
139	-	90	0900336-18-02	Fargo	Yes	166,000	Lead service line replacement	2,000	-	2,000	2024	
276	-	-	0900336-21-01	Fargo	Yes	166,000	Sheyenne river water supply improvements	8,000	-	-	2024	
43	-	89	0900336-22-01	Fargo	Yes	166,000	Water main replacement	5,000	-	-	2023	
227	-	-	0900336-23-01	Fargo	Yes	166,000	32nd Ave watermain replacement	2,200	-	-	2024	

Priority Ranking (Supplemental)	Priority Ranking (Emerging Contaminants)	Priority Ranking (Lead)	Tracking No.	System Name	Disadvantaged Community	Present Population	Project Description	Project Cost (\$1,000)	Project Cost - Emerging Contaminants (\$1,000)	Project Cost - Lead (\$1,000)	Construction Start Date	Est. Loan Term ¹
231	-	137	0900336-23-02	Fargo	Yes	166,000	AMI meter improvements - phase I	3,400	-	400	2024	
232	-	138	0900336-23-03	Fargo	Yes	166,000	AMI meter improvements - phase II	6,600	-	0	2025	
277	-	-	0900336-23-04	Fargo	Yes	166,000	Emergency Red River intake screen	4,000	-	-	2024	
140	5	-	0900336-23-05	Fargo	Yes	166,000	GAC filter conversion	7,000	7,000	-	2023	20+
228	-	-	0900336-23-06	Fargo	Yes	166,000	Main Ave water main replacement	3,600	-	-	2025	
211	-	47	3000342-20-01	Flasher	Yes	290	Service line improvements & lead service line inventory	350	-	350	2023	30
358	-	-	0700344-22-01	Flaxton	Yes	74	Water main replacement	478	-	-	2023	
334	-	82	1100346-23-01	Forbes	Yes	53	Lead service line inventory & replacement	53	-	53	2023	
326	-	-	4100357-08-01	Forman	Yes	504	Water tower replacement	1,200	-	-	2023	
327	-	-	4100357-14-01	Forman	Yes	504	Well improvements & transmission line replacement	750	-	-	2023	
370	-	-	4100357-15-01	Forman	Yes	504	Distribution system upgrades	1,030	-	-	2023	
69	-	-	2400380-19-01	Gackle	Yes	310	Water main & water meter replacement, pump house improvements	500	-	-	2022	
180	-	45	2400380-23-01	Gackle	Yes	310	Lead service line inventory & replacement	310	-	310	2023	30
118	-	-	4900382-22-01	Galesburg	No	118	Distribution system & storage improvements	1,800	-	-	2023	
405	-	148	4900382-22-02	Galesburg	No	118	Lead service line inventory	63	-	63	-	
41	-	-	2800389-13-01	Garrison	Yes	2,500	WTP upgrades	5,000	-	-	2022	
165	-	109	2800389-13-02	Garrison	Yes	2,500	Water main & lead service line replacement	2,500	-	1,000	2023	
345	-	-	2800389-15-01	Garrison	Yes	2,500	Intake replacement	4,000	-	-	2023	
258	-	57	2800389-23-01	Garrison	Yes	2,500	Lead service line inventory & replacement	1,462	-	1,462	2023	30
72	-	-	3000400-19-02	Glen Ullin	Yes	807	Water main replacement district no. 2022-1	4,500	-	-	2023	
73	-	-	3000400-22-01	Glen Ullin	Yes	807	Water storage improvement district no. 2022-1	1,500	-	-	2023	
106	-	28	3000400-23-01	Glen Ullin	Yes	807	Lead service line inventory & replacement	807	-	807	2023	30
336	-	-	3800397-13-01	Glenburn	Yes	380	Distribution system improvements	5,500	-	-	2023	
305	-	75	3800397-23-01	Glenburn	Yes	380	Lead service line inventory & replacement	380	-	380	2023	
8	-	-	5000408-02-01	Grafton	Yes	4,170	WTP improvements	5,562	-	-	2023	
100	-	-	5000408-03-01	Grafton	Yes	4,170	Park river water intake	2,225	-	-	2036	
101	-	-	5000408-16-01	Grafton	Yes	4,170	Raw water transmission line project	7,342	-	-	2029	
102	-	-	5000408-16-02	Grafton	Yes	4,170	Red river water intake	4,536	-	-	2028	
235	-	129	5000408-22-01	Grafton	Yes	4,170	Lead service line inventory	250	-	250	-	
188	-	-	5000408-22-02	Grafton	Yes	4,170	Surface water intake improvements	500	-	-	2023	
226	-	-	1800410-20-01	Grand Forks	Yes	59,166	WTP demolition	5,100	-	-	2024	
138	-	-	1800410-23-01	Grand Forks	Yes	59,166	Potable waterline expansion	3,504	-	-	2023	
13	-	-	2500415-12-01	Granville	Yes	330	Water main replacement	499	-	-	2023	
363	-	-	5300425-20-01	Grenora	Yes	350	Water main replacement (Main St)	1,500	-	-	2031	
364	-	-	5300425-20-02	Grenora	Yes	350	Water main replacement (Jetson St)	703	-	-	2024	
287	-	-	5300425-20-03	Grenora	Yes	350	Water tower improvements	3,000	-	-	2024	
119	8	-	5300425-20-04	Grenora	Yes	350	WTP improvements	2,926	2,926	-	2027	
365	-	-	5300425-20-05	Grenora	Yes	350	Well house #1 improvements	1,000	-	-	2026	
288	-	-	5300425-20-06	Grenora	Yes	350	Well house #2 improvements	1,000	-	-	2040	
386	-	-	3900443-23-01	Hankinson	Yes	845	Renewable energy water supply	2,465	-	-	2023	
67	-	-	2000446-09-01	Hannaford	Yes	150	Water tower replacement & pump house improvements	2,300	-	-	2024	
93	-	-	5200458-16-01	Harvey	Yes	1,783	WTP improvements	800	-	-	2023	
229	-	-	5200458-22-01	Harvey	Yes	1,783	Raw water line replacement	2,250	-	-	2024	
230	-	-	5200458-22-02	Harvey	Yes	1,783	Railroad crossing water main replacement	400	-	-	2024	
48	-	6	5200458-23-01	Harvey	Yes	1,783	Lead service line inventory & replacement	1,783	-	1,783	2023	30
403	-	-	0900460-16-01	Harwood	No	718	Distribution system improvements	1,000	-	-	2023	
391	-	111	0900460-23-01	Harwood	No	718	Lead service line inventory & replacement	718	-	718	2023	
46	-	-	1500469-22-01	Hazelton	Yes	225	Pump house & water tower improvements	2,000	-	-	2023	
254	-	54	1500469-23-01	Hazelton	Yes	225	Lead service line inventory & replacement	225	-	225	2023	30

Priority Ranking (Supplemental)	Priority Ranking (Emerging Contaminants)	Priority Ranking (Lead)	Tracking No.	System Name	Disadvantaged Community	Present Population	Project Description	Project Cost (\$1,000)	Project Cost - Emerging Contaminants (\$1,000)	Project Cost - Lead (\$1,000)	Construction Start Date	Est. Loan Term ¹
244	-	117	2900470-22-01	Hazen	Yes	2,411	Lead service line & water meter replacement	2,000	-	1,500	2023	
307	-	76	2900470-23-01	Hazen	Yes	2,411	Lead service line inventory & replacement	2,411	-	2,411	2023	
168	-	-	3000473-20-01	Hebron	Yes	867	Southside water main replacement	3,903	-	-	2023	
257	-	-	3000473-22-01	Hebron	Yes	867	Summit avenue watermain replacement	178	-	-	2023	
241	-	-	0100476-23-01	Hettinger	Yes	1,200	Water main rehabilitation	1,660	-	-	2024	
236	-	130	4900482-22-01	Hillsboro	Yes	1,649	Lead service line inventory	125	-	125	-	
369	-	-	4600487-08-01	Hope	Yes	258	Water main extension	210	-	-	2023	
291	-	71	4600487-23-01	Hope	Yes	258	Lead service line inventory & replacement	258	-	258	2023	
406	-	-	0900488-15-01	Horace	No	614	Water tower improvements	815	-	-	2024	
402	-	-	0900488-22-01	Horace	No	614	Water tower replacement	6,500	-	-	2024	
325	-	-	0900492-15-01	Hunter	Yes	261	Control building improvements	300	-	-	2024	
85	-	14	0900492-15-02	Hunter	Yes	261	Distribution system improvements	4,000	-	200	2024	
161	-	5	0900492-23-01	Hunter	Yes	261	Lead service line inventory & replacement	261	-	261	2023	30
189	-	-	4700498-09-01	Jamestown	Yes	16,000	Water meters	2,835	-	-	2023	
190	-	-	4700498-13-01	Jamestown	Yes	16,000	WTP SCADA improvements	455	-	-	2023	
191	-	-	4700498-13-02	Jamestown	Yes	16,000	WTP filter bay improvements	860	-	-	2023	
192	-	-	4700498-14-02	Jamestown	Yes	16,000	NE water transmission line	4,968	-	-	2023	
77	-	-	4700498-18-01	Jamestown	Yes	16,000	Pitless well rehabilitation	200	-	-	2023	
78	-	-	4700498-19-01	Jamestown	Yes	16,000	WTP backwash recycle system	1,750	-	-	2023	
193	-	-	4700498-19-02	Jamestown	Yes	16,000	NE water tower improvement	350	-	-	2023	
11	-	1	4700498-22-01	Jamestown	Yes	16,000	Water main & lead service line replacement	1,500	-	250	2023	30
25	-	2	4700498-22-02	Jamestown	Yes	16,000	Lead service line replacement	3,500	-	3,500	2023	30
175	-	79	2300508-15-01	Jud	Yes	72	Distribution system improvements	500	-	50	2024	
145	-	36	2300508-23-01	Jud	Yes	72	Lead service line inventory & replacement	72	-	72	2023	30
164	-	108	5100515-15-01	Kenmare	Yes	1,013	Water main replacement	575	-	58	2023	
129	-	11	5100515-22-01	Kenmare	Yes	1,013	Lead service line inventory	310	-	310	2023	10
401	-	147	0900524-22-01	Kindred	No	889	Lead service line replacement study	50	-	50	-	
59	-	-	0900524-22-02	Kindred	No	889	Water reservoir & water main improvements	1,500	-	-	2024	
197	-	119	0900524-23-01	Kindred	No	889	ACP water main replacement	1,480	-	200	2028	
377	-	120	0900524-23-02	Kindred	No	889	Lead service line replacement	500	-	500	2024	
385	-	-	0900524-23-03	Kindred	No	889	Water storage expansion & study	1,000	-	-	2026	
96	-	-	2300535-09-01	Kulm	Yes	354	Water tower replacement	1,500	-	-	2023	
274	-	68	2300535-23-01	Kulm	Yes	354	Lead service line inventory & replacement	354	-	354	2023	
361	-	-	2300537-14-01	LaMoure	Yes	889	Water main replacement & looping	525	-	-	2023	
333	-	81	2300537-23-01	LaMoure	Yes	889	Lead service line inventory & replacement	889	-	889	2023	
297	-	-	1000543-09-01	Langdon	Yes	1,878	Water main replacement	3,000	-	-	2023	
346	-	-	1000543-09-02	Langdon	Yes	1,878	Water tower rehabilitation	600	-	-	2024	
347	-	-	1000543-21-01	Langdon	Yes	1,878	Water main looping	950	-	-	2023	
267	-	62	1000543-23-01	Langdon	Yes	1,878	Lead service line inventory & replacement	1,878	-	1,878	2023	30
123	-	-	0300533-13-01	Leeds	Yes	427	Well & transmission line improvements	600	-	-	2023	
202	-	-	0300533-13-02	Leeds	Yes	427	Well & transmission line improvements	450	-	-	2023	
293	-	107	0300533-13-03	Leeds	Yes	427	Lead service line replacement	650	-	650	2023	
294	-	-	0300533-20-01	Leeds	Yes	427	Water main replacement	525	-	-	2023	
256	-	56	0300533-23-01	Leeds	Yes	427	Lead service line inventory & replacement	427	-	427	2023	30
50	-	-	2600556-22-01	Lehr	Yes	80	Water tower & water main replacement	1,500	-	-	2023	
222	-	50	2600556-23-01	Lehr	Yes	80	Lead service line inventory & replacement	80	-	80	2023	30
49	-	72	3900567-16-01	Lidgerwood	Yes	652	Transmission main & lead service line replacement	1,126	-	320	2024	
99	-	-	3900567-23-01	Lidgerwood	Yes	652	Booster station and water tower controls	292	-	-	2024	
238	-	-	0800570-22-01	Lincoln	No	4,257	Water storage & transmission line improvements	5,400	-	-	2023	
53	-	-	1500571-21-01	Linton	Yes	990	Curb stop replacement	1,500	-	-	2023	
40	-	21	1500571-23-01	Linton	Yes	990	Lead service line inventory & replacement	990	-	990	2023	30

Priority Ranking (Supplemental)	Priority Ranking (Emerging Contaminants)	Priority Ranking (Lead)	Tracking No.	System Name	Disadvantaged Community	Present Population	Project Description	Project Cost (\$1,000)	Project Cost - Emerging Contaminants (\$1,000)	Project Cost - Lead (\$1,000)	Construction Start Date	Est. Loan Term ¹
75	-	-	3700574-11-01	Lisbon	Yes	2,154	Water well	300	-	-	2022	
148	-	-	3700574-11-02	Lisbon	Yes	2,154	Water main replacement	2,500	-	-	2022	
98	-	-	3700574-14-01	Lisbon	Yes	2,154	WTP improvements	1,000	-	-	2022	
107	-	29	3700574-23-01	Lisbon	Yes	2,154	Lead service line inventory & replacement	2,154	-	2,154	2023	30
116	-	-	0300587-22-02	Maddock	Yes	380	Water tower repair or replacement	2,500	-	-	2024	
290	-	-	5100593-13-01	Makoti	Yes	154	Well & transmission line improvements	400	-	-	2023	
366	-	-	5100593-13-02	Makoti	Yes	154	Water main replacement	2,000	-	-	2022	
341	-	84	5100593-23-01	Makoti	Yes	154	Lead service line inventory & replacement	154	-	154	2023	
349	-	-	3000596-13-03	Mandan	Yes	32,000	Boundary road PRV	661	-	-	2023	
301	-	-	3000596-19-01	Mandan	Yes	32,000	Collins Ave reservoir replacement	3,566	-	-	2025	
207	-	-	3000596-21-01	Mandan	Yes	32,000	Memorial Hwy water main upgrade	5,500	-	-	2023	
248	-	-	3000596-21-02	Mandan	Yes	32,000	South end pump station improvements	419	-	-	2024	
88	-	-	3000596-22-01	Mandan	Yes	32,000	WTP optimization phase 3	6,587	-	-	2024	
167	-	18	3000596-22-02	Mandan	Yes	32,000	Lead service line replacement	50	-	50	2023	30
302	-	-	3000596-22-03	Mandan	Yes	32,000	Midtown west water main replacement	2,000	-	-	2026	
303	-	-	3000596-22-04	Mandan	Yes	32,000	Water distribution system improvements	400	-	-	2023	
304	-	-	3000596-22-05	Mandan	Yes	32,000	Downtown water main replacement	1,200	-	-	2024	
132	-	13	3000596-22-06	Mandan	Yes	32,000	Lead service line inventory & replacement	200	-	200	2023	30
337	-	-	0900613-20-01	Mapleton	Yes	1,320	Water main replacement	1,000	-	-	2023	
243	-	-	0900613-22-01	Mapleton	Yes	1,320	Water main railroad crossing & looping	800	-	-	2023	
338	-	83	0900613-23-01	Mapleton	Yes	1,320	Lead service line inventory & replacement	310	-	310	2023	
250	-	-	2800619-18-01	Max	Yes	334	Water main replacement	639	-	-	2023	
251	-	-	2800619-20-01	Max	Yes	334	Gate valve replacement	156	-	-	2023	
371	-	-	0500620-23-01	Maxbass	Yes	85	Curb stop and gate valve replacement	126	-	-	2024	
204	-	-	4900622-16-01	Mayville	Yes	1,858	WTP upgrades	790	-	-	2023	
205	-	-	4900622-22-01	Mayville	Yes	1,858	Refinance of surface water intake and water main improvements	950	-	-	-	
268	-	63	4900622-23-01	Mayville	Yes	1,858	Lead service line inventory & replacement	1,858	-	1,858	2023	30
103	-	-	4200626-22-01	McClusky	Yes	380	Water main replacement	300	-	-	2023	
79	-	23	4200626-23-01	McClusky	Yes	380	Lead service line inventory & replacement	380	-	380	2023	30
201	-	-	3200626-19-01	McVile	Yes	375	WTP improvements	1,300	-	-	2024	
122	-	-	3200626-22-01	McVile	Yes	375	Elevated tank replacement	2,300	-	-	2023	
163	-	106	3200626-22-02	McVile	Yes	375	Distribution system improvements	10,500	-	150	2024	
255	-	55	3200626-23-01	McVile	Yes	375	Lead service line inventory & replacement	375	-	375	2023	30
5	-	-	4700637-16-01	Medina	Yes	300	WTP & well improvements	840	-	-	2023	20+
36	-	-	4700637-16-02	Medina	Yes	300	Water main replacement	840	-	-	2022	
149	-	-	4700637-16-03	Medina	Yes	300	Water tower replacement	1,000	-	-	2023	
108	-	30	4700637-23-01	Medina	Yes	300	Lead service line inventory & replacement	300	-	300	2023	30
219	-	-	0400638-23-01	Medora	Yes	135	Pacific ave watermain replacement & expansion	1,585	-	-	2024	
220	-	-	0400638-23-02	Medora	Yes	135	Watermain replacement	7,482	-	-	2025	
221	-	-	0400638-23-03	Medora	Yes	135	Water reservoir expansion	2,200	-	-	2025	
407	-	-	TBD-22-01	Metro Flood Diversion	No	19,500	USACE southern embankment & infrastructure	19,000	-	-	2023	
395	-	-	3200653-13-01	Michigan	No	100	Water tower rehabilitation	100	-	-	2023	
367	-	91	3200653-23-01	Michigan	No	100	Lead service line inventory & replacement	345	-	345	2023	
373	-	-	4101425-19-01	Milnor	No	638	Booster station improvements	317	-	-	2023	
31	-	8	5100660-23-01	Minot	Yes	80,000	Eastwood park water main replacement	5,000	-	1,000	2023	30
260	-	-	3001431-22-01	Missouri West WS	Yes	8,050	Service to users in Lyons Rd area and along Hwy 1806	2,025	-	-	2023	
263	-	-	3800695-21-01	Mohall	Yes	705	2nd Ave SE water main replacement	544	-	-	2023	
264	-	-	3800695-22-01	Mohall	Yes	705	3rd Ave, 4th & 5th St NW water main replacement	662	-	-	2024	
265	-	96	3800695-22-02	Mohall	Yes	705	Lead service line replacement	1,649	-	1,649	2023	

Priority Ranking (Supplemental)	Priority Ranking (Emerging Contaminants)	Priority Ranking (Lead)	Tracking No.	System Name	Disadvantaged Community	Present Population	Project Description	Project Cost (\$1,000)	Project Cost - Emerging Contaminants (\$1,000)	Project Cost - Lead (\$1,000)	Construction Start Date	Est. Loan Term ¹
20	-	-	3900703-11-01	Mooreton	Yes	90	Gate valve & hydrant replacement, control upgrades, addition of bladder tank storage	700	-	-	2024	
58	-	-	2100704-22-01	Mott	Yes	728	Pump house & water tower improvements	2,000	-	-	2023	
65	-	58	2100704-22-02	Mott	Yes	728	Water main replacement district no. 2022-1	1,800	-	20	2023	30
261	-	59	2100704-23-01	Mott	Yes	728	Lead service line inventory & replacement	728	-	728	2023	30
62	-	-	2400715-13-01	Napoleon	Yes	707	Water main extension	2,000	-	-	2023	
342	-	-	2400715-22-01	Napoleon	Yes	707	Refinance of water main replacement	3,100	-	-	-	
308	-	77	2400715-23-01	Napoleon	Yes	707	Lead service line inventory & replacement	792	-	792	2023	
52	-	-	2100726-20-01	New England	Yes	600	Water main replacement & looping	1,000	-	-	2023	
27	-	-	2100726-22-01	New England	Yes	600	Refinance of water system imp. districts Phase 1, 2 & 3	5,996	-	-	-	
17	-	-	2100726-22-04	New England	Yes	600	Refinance of water main, service line, water tower, hydrant, & gate valve replacement	5,996	-	-	-	
81	-	25	2100726-23-01	New England	Yes	600	Lead service line inventory & replacement	600	-	600	2023	30
128	-	93	1900731-22-01	New Leipzig	Yes	218	Water main & lead service line replacement	708	-	71	2023	
212	-	48	1900731-23-01	New Leipzig	Yes	218	Lead service line inventory & replacement	218	-	218	2023	30
157	-	124	3100744-22-01	New Town	Yes	1,925	Lead service line inventory	125	-	125	-	
115	-	-	3100744-23-01	New Town	Yes	1,925	Reverse osmosis WTP upgrade	39,000	-	-	2025	
183	-	-	1200748-18-01	Noonan	Yes	144	Main St water improvements	832	-	-	2023	
184	-	-	1200748-20-01	Noonan	Yes	144	Water main replacement (Washington St)	665	-	-	2025	
194	-	-	5101189-19-01	North Prairie RWD	Yes	13,000	Backup generators	650	-	-	2023	
174	-	-	5101189-22-01	North Prairie RWD	Yes	13,000	Water main replacement - 47th & 48th St.	1,030	-	-	2023	
117	-	-	5101189-23-01	North Prairie RWD	Yes	13,000	Reservoir 3 to Max transmission main	2,557	-	-	2024	
144	-	-	1001380-21-02	Northeast RWD	Yes	7,517	Individual service to residents of Milton, Nekoma, & Osnabrock	3,599	-	-	2024	
279	-	132	1001380-22-01	Northeast RWD	Yes	7,517	Lead service line inventory	200	-	200	-	
3	-	-	1001380-22-02	Northeast RWD	Yes	7,517	WTP & wellfield expansion	6,000	-	-	2024	
121	-	-	1100758-09-01	Oakes	Yes	1,856	Water reservoir & pump station	720	-	-	2023	
242	-	-	1100758-11-01	Oakes	Yes	1,856	WTP upgrades	2,000	-	-	2023	
160	-	-	1100758-11-02	Oakes	Yes	1,856	Well replacement	400	-	-	2023	
300	-	74	1100759-23-01	Oakes	Yes	1,856	Lead service line inventory & replacement	1,856	-	1,856	2023	
34	-	131	0300762-15-01	Oberon	Yes	104	Distribution system replacement	3,400	-	250	2024	
47	-	-	0300762-15-02	Oberon	Yes	104	Well & control building improvements	650	-	-	2024	
154	-	39	0300762-23-01	Oberon	Yes	104	Lead service line inventory & replacement	104	-	104	2023	30
322	-	-	0200763-09-01	Oriska	No	128	Reservoir & pump house improvements	650	-	-	2024	
392	-	113	0200763-23-01	Oriska	No	128	Lead service line inventory & replacement	310	-	310	2023	
280	-	133	5000773-22-01	Park River	Yes	1,427	Lead service line inventory	125	-	125	-	
55	-	-	3100775-21-01	Parshall	Yes	903	Wild Horse Addition water main looping	750	-	-	2023	
56	-	-	3100775-22-01	Parshall	Yes	903	Water supply line improvements	9,000	-	-	2023	
83	-	118	3100775-22-02	Parshall	Yes	903	Lead service line inventory	94	-	94	2023	
141	-	33	2900789-23-01	Pick City	Yes	89	Lead service line inventory & replacement	89	-	89	2023	30
340	-	-	3100798-16-02	Plaza	Yes	171	Hydrant upgrades	530	-	-	2023	
389	-	144	3100798-22-01	Plaza	Yes	171	Lead service line inventory	63	-	63	-	
399	-	-	0700800-19-01	Portal	No	150	Water main looping	150	-	-	2023	
400	-	-	0700800-19-02	Portal	No	150	Hydrant & gate valve replacement	100	-	-	2023	
84	-	-	4900803-08-01	Portland	No	606	Water tower replacement & distribution system improvements	1,575	-	-	2023	
378	-	97	4900803-23-01	Portland	No	606	Lead service line inventory & replacement	281	-	281	2023	
310	-	-	0700804-23-01	Powers Lake	Yes	385	5 block water main replacement	833	-	-	2024	
80	-	24	2100816-23-01	Regent	Yes	123	Lead service line inventory & replacement	100	-	100	2023	30
223	-	51	0600819-23-01	Rhame	Yes	154	Lead service line inventory & replacement	154	-	154	2023	30
66	-	-	0600819-23-02	Rhame	Yes	154	Citywide water system improvements	5,150	-	-	2023	

Priority Ranking (Supplemental)	Priority Ranking (Emerging Contaminants)	Priority Ranking (Lead)	Tracking No.	System Name	Disadvantaged Community	Present Population	Project Description	Project Cost (\$1,000)	Project Cost - Emerging Contaminants (\$1,000)	Project Cost - Lead (\$1,000)	Construction Start Date	Est. Loan Term ¹
298	-	-	2800825-20-01	Riverdale	Yes	226	Gate valve replacement	1,460	-	-	2023	
206	-	-	2800825-20-02	Riverdale	Yes	226	Raw water line replacement	6,000	-	-	2023	
270	-	65	2800825-23-01	Riverdale	Yes	226	Lead service line inventory & replacement	1,500	-	1,500	2023	30
21	-	88	2200827-16-01	Robinson	Yes	45	Distribution system improvements	1,000	-	150	2023	
179	-	44	2200827-23-01	Robinson	Yes	45	Lead service line inventory & replacement	46	-	46	2023	30
249	-	-	4800828-22-01	Rock Lake	Yes	94	Water tower rehabilitation	500	-	-	2024	
114	-	-	4000833-19-01	Rolette	Yes	594	Water meter replacement	200	-	-	2023	
82	-	26	4000833-23-01	Rolette	Yes	594	Lead service line inventory & replacement	611	-	611	2023	30
54	-	22	4000834-20-01	Rolla	Yes	1,280	Lead service line inventory & replacement	745	-	745	2024	30
86	-	-	3500842-20-01	Rugby	Yes	2,876	WTP phase III improvements	1,470	-	-	2022	
295	-	-	3500842-21-03	Rugby	Yes	2,876	Raw water line replacement	8,306	-	-	2023	
372	-	141	3500842-22-01	Rugby	Yes	2,876	Lead service line inventory	250	-	250	-	
200	-	-	4100848-16-01	Rutland	Yes	163	Water main replacement	750	-	-	2025	
343	-	-	4100848-22-01	Rutland	Yes	163	Water tower replacement	1,200	-	-	2024	
289	-	-	5100849-21-01	Ryder	Yes	80	Water tower replacement	1,500	-	-	2025	
354	-	-	0200858-13-01	Sanborn	No	194	Distribution system improvements	650	-	-	2023	
379	-	98	0200858-23-01	Sanborn	No	194	Lead service line inventory & replacement	194	-	194	2023	
332	-	-	5100868-14-01	Sawyer	Yes	367	Water main improvements	1,000	-	-	2023	
296	-	73	5100868-23-01	Sawyer	Yes	367	Lead service line inventory & replacement	367	-	367	2023	
181	-	46	4300871-23-01	Selfridge	Yes	123	Lead service line inventory & replacement	60	-	60	2023	30
383	-	-	4600875-23-01	Sharon	Yes	123	Water tower rehab	750	-	-	2023	
375	-	-	3800877-15-01	Sherwood	No	256	Water main replacement - 3 block	532	-	-	2023	
376	-	-	3800877-22-01	Sherwood	No	256	Water main replacement - 12 block	1,392	-	-	2023	
61	-	112	1400879-15-01	Sheyenne	Yes	204	Water main replacement	3,500	-	200	2024	
275	-	69	1400879-23-01	Sheyenne	Yes	204	Lead service line inventory & replacement	123	-	123	2023	
344	-	-	0801154-23-01	South Central RWD	No	-	SCWD hawktree tank	2,820	-	-	2024	
64	-	-	0801154-23-02	South Central RWD	No	-	Service to Ashley	10,560	-	-	2024	
170	-	-	4500891-19-01	South Heart	Yes	307	Water main replacement	3,400	-	-	2024	
311	-	-	3901068-14-01	Southeast WUD	Yes	10,839	Automatic meter readers	2,000	-	-	2022	
14	6	-	3901068-20-01	Southeast WUD	Yes	10,839	West WTP improvements	12,645	12,645	-	2022	20+
259	-	-	3901068-22-01	Southeast WUD	Yes	10,839	Distribution system improvements	3,605	-	-	2024	
159	-	-	4000854-22-01	St. John	Yes	342	Lead service line inventory	63	-	63	-	
28	-	-	4000854-22-02	St. John	Yes	342	Water tower replacement	1,875	-	-	2023	
133	-	99	3100898-23-01	Stanley	Yes	2,500	Capital improvement plan - Phase 2	6,575	-	25	2024	
252	-	-	2200913-22-01	Steele	Yes	918	SE distribution system improvements	1,700	-	-	2023	
214	-	49	2200913-23-01	Steele	Yes	918	Lead service line inventory & replacement	918	-	918	2023	30
177	-	42	1500921-23-01	Strasburg	Yes	379	Lead service line inventory & replacement	230	-	230	2023	30
187	-	-	4700922-12-01	Streeter	Yes	170	Water main looping	750	-	-	2023	
71	-	-	4700922-13-01	Streeter	Yes	170	WTP improvements	500	-	-	2023	
97	-	-	4700922-13-02	Streeter	Yes	170	Well redundancy & pump update	800	-	-	2023	
18	-	-	4701303-19-01	Stutsman RWD	Yes	6,700	Service to Streeter	776	-	-	2023	
16	-	-	4701303-19-04	Stutsman RWD	Yes	6,700	Raw water facilities improvements	4,271	-	-	2023	
330	-	-	5100923-22-01	Surrey	Yes	1,358	Hydrant & gate valve replacement	150	-	-	2023	
331	-	-	5100923-22-02	Surrey	Yes	1,358	Wenz Addition distribution system upgrades	1,900	-	-	2023	
388	-	143	5100923-22-03	Surrey	Yes	1,358	Lead service line inventory	63	-	63	-	
150	-	-	5200927-13-01	Sykeston	Yes	117	Water main replacement district no. 2022-1	250	-	-	2022	
109	-	31	5200927-23-01	Sykeston	Yes	117	Lead service line inventory & replacement	117	-	117	2023	30
151	-	-	5300936-23-01	Tioga	Yes	2,500	Water main replacement	2,400	-	-	2023	
110	-	32	5300936-23-02	Tioga	Yes	2,500	Lead service line inventory & replacement	250	-	250	2023	30
404	-	-	0900945-09-01	Tower City	No	252	Water tower rehabilitation	900	-	-	2024	
237	-	127	0900945-12-01	Tower City	No	252	Distribution system improvements	2,900	-	300	2024	

Priority Ranking (Supplemental)	Priority Ranking (Emerging Contaminants)	Priority Ranking (Lead)	Tracking No.	System Name	Disadvantaged Community	Present Population	Project Description	Project Cost (\$1,000)	Project Cost - Emerging Contaminants (\$1,000)	Project Cost - Lead (\$1,000)	Construction Start Date	Est. Loan Term ¹
398	-	-	0900945-19-01	Tower City	No	252	Refinance of gate valve & service line replacement	600	-	-	-	
393	-	114	0900945-23-01	Tower City	No	252	Lead service line inventory & replacement	252	-	252	2023	
90	-	-	3201072-22-01	Tri-County WD	Yes	3,175	Phase 6 expansion	1,800	-	-	2023	
42	-	-	3201072-22-02	Tri-County WD	Yes	3,175	Phase 7 expansion	3,286	-	-	2023	
324	-	-	2800949-20-01	Turtle Lake	No	575	Water main replacement district no. 2022-1	1,000	-	-	2023	
360	-	87	2800949-23-01	Turtle Lake	No	575	Lead service line inventory & replacement	575	-	575	2023	
127	-	10	2200951-23-01	Tuttle	Yes	59	Lead service line inventory & replacement	80	-	80	2023	30
95	-	-	2800953-22-01	Underwood	Yes	850	Water tower replacement	2,000	-	-	2023	
272	-	67	2800953-23-01	Underwood	Yes	850	Lead service line inventory & replacement	850	-	850	2023	30
51	-	-	2500956-16-01	Upham	Yes	133	Water main & service line replacement	508	-	-	2023	
126	-	-	511074-21-01	Upper Souris WD	Yes	85,734	Improvements & expansion phase II	5,000	-	-	2024	
335	-	116	0200958-22-04	Valley City	Yes	6,585	Lead service line replacement	2,000	-	2,000	2023	
299	-	-	2500964-19-01	Velva	Yes	1,256	Water main replacement	640	-	-	2023	
166	-	17	2500964-22-01	Velva	Yes	1,256	Lead service line replacement	2,373	-	2,373	2023	30
273	-	-	2300969-12-01	Verona	Yes	85	Water main replacement	515	-	-	2023	
169	-	-	2300969-14-01	Verona	Yes	85	Pump house replacement	300	-	-	2023	
314	-	-	2300969-19-01	Verona	Yes	85	Water meter replacement	100	-	-	2023	
225	-	52	2300969-23-01	Verona	Yes	85	Lead service line inventory & replacement	85	-	85	2023	30
155	-	-	3900973-04-01	Wahpeton	Yes	8,004	Water main looping	284	-	-	2024	
19	-	-	3900973-16-01	Wahpeton	Yes	8,004	WTP process improvements	10,707	-	-	2027	
111	-	-	3900973-18-03	Wahpeton	Yes	8,004	15th Ave & 14th St N distribution system improvements	1,114	-	-	2024	
112	-	-	3900973-19-01	Wahpeton	Yes	8,004	Well field relocation	6,654	-	-	2024	
38	-	61	3900973-22-01	Wahpeton	Yes	8,004	3rd Ave & 5th St S distribution system improvements	1,480	-	85	2025	
156	-	-	3900973-22-02	Wahpeton	Yes	8,004	Water tower improvements	420	-	-	2025	
113	-	-	3900973-23-01	Wahpeton	Yes	8,004	Cul-de-sac improvements	2,001	-	-	2025	
23	-	-	5001075-19-01	Walsh RWD	Yes	3,340	NRWD interconnect	3,340	-	-	2023	
234	-	128	5001075-22-01	Walsh RWD	Yes	3,340	Lead service line inventory	200	-	200	-	
57	-	-	5001075-23-01	Walsh RWD	Yes	3,340	NE ND regional water supply project	100,769	-	-	2024	
7	2	-	5001075-23-02	Walsh RWD	Yes	3,340	WTP expansions	10,000	10,000	-	2024	
240	-	-	2800989-18-01	Washburn	Yes	1,313	Raw water intake replacement	1,988	-	-	2023	
397	-	146	2800989-22-01	Washburn	Yes	1,313	Lead service line inventory	125	-	125	-	
172	-	-	5301686-19-01	WAWSA	Yes	69,859	Williston WTP expansion to 35 MGD	44,850	-	-	2024	
390	-	-	5301686-20-01	WAWSA	Yes	69,859	Williston WTP acquisition	7,155	-	-	-	
316	-	-	5301686-23-01	WAWSA	Yes	69,859	NWRWD BDW rural distribution expansion	4,400	-	-	2024	
317	-	-	5301686-23-02	WAWSA	Yes	69,859	MCWRD system II improvements	7,700	-	-	2024	
318	-	-	5301686-23-03	WAWSA	Yes	69,859	MCWRD system IV improvements	3,300	-	-	2024	
233	-	-	5301686-23-04	WAWSA	Yes	69,859	MCWRD transmission system expansion	38,600	-	-	2024	
319	-	-	5301686-23-05	WAWSA	Yes	69,859	NWRWD east williston CR9 service area	6,400	-	-	2023	
195	-	-	5301686-23-06	WAWSA	Yes	69,859	NWRWD Trenton area rural distribution	8,300	-	-	2024	
320	-	-	5301686-23-07	WAWSA	Yes	69,859	R&TWD Battleview McGregor rural distribution	9,350	-	-	2024	
321	-	-	5301686-23-08	WAWSA	Yes	69,859	R&TWD Blaisdell Palermo rural distribution	3,900	-	-	2024	
351	-	-	5301686-23-09	WAWSA	Yes	69,859	R&TWD Stanley transmission imp. phase II	14,300	-	-	2024	
339	-	-	0900999-22-01	West Fargo	Yes	36,406	Water main & appurtenance replacement	15,000	-	-	2024	
224	-	-	5101447-16-01	West River WD	Yes	650	Water service line replacement	471	-	-	2022	
216	-	-	0501001-09-01	Westhope	Yes	429	Water main & service line replacement - 3 blocks	504	-	-	2023	
217	-	-	0501001-22-01	Westhope	Yes	429	Water main & service line replacement - 12 blocks	1,169	-	-	2023	
359	-	-	5301011-20-01	Wildrose	Yes	150	Water main & service line replacement - 3 blocks	629	-	-	2023	
353	-	126	5201012-22-01	Williston	No	30,000	1st Ave water main & lead service line replacement	835	-	84	2023	
323	-	123	5201012-22-02	Williston	No	30,000	5th Ave W phase 1 water main replacement	5,105	-	510	2024	
134	-	102	5201012-22-03	Williston	Yes	30,000	5th Ave W phase 2 water main replacement	803	-	502	2025	
135	-	103	5201012-22-04	Williston	Yes	30,000	7th Ave W phase 1 water main replacement	681	-	563	2026	

Priority Ranking (Supplemental)	Priority Ranking (Emerging Contaminants)	Priority Ranking (Lead)	Tracking No.	System Name	Disadvantaged Community	Present Population	Project Description	Project Cost (\$1,000)	Project Cost - Emerging Contaminants (\$1,000)	Project Cost - Lead (\$1,000)	Construction Start Date	Est. Loan Term ¹
136	-	104	5201012-22-05	Williston	Yes	30,000	7th Ave W phase 2 water main replacement	720	-	585	2027	
278	-	140	5201012-22-07	Williston	Yes	30,000	Water meter replacement & lead service line inventory	2,500	-	250	2023	
162	-	105	0801031-18-01	Wilton	Yes	750	Water main replacement (Minnesota Ave, 7th St, Dakota Ave, Burleigh Ave, Railway Ave)	4,100	-	160	2023	
198	-	115	0801031-22-02	Wilton	Yes	750	Bismarck & Dakota Ave water main & lead service line replacement, water tower improvements	2,125	-	100	2023	
253	-	53	0801031-23-01	Wilton	Yes	750	Lead service line inventory & replacement	718	-	718	2023	30
124	-	-	0801036-19-01	Wing	Yes	152	Water tower replacement	700	-	-	2024	
131	-	12	0801036-23-01	Wing	Yes	152	Lead service line inventory & replacement	152	-	152	2023	30
309	-	-	2601037-20-01	Wishek	Yes	1,002	Hydrant replacement	350	-	-	2023	
63	7	-	2601037-20-02	Wishek	Yes	1,002	WTP improvements for iron & manganese	1,200	1,200	-	2023	
292	-	-	3901043-23-01	Wyndmere	Yes	454	Distribution improvements phase 2 & 3	10,000	-	-	2028	
271	-	66	2601055-23-01	Zeeland	Yes	82	Lead service line inventory & replacement	130	-	130	2023	30

Total Project Cost: 1,113,886 50,585 74,133

¹ Estimated length of the loan term only. The loan term will be set at the time of loan approval.

Projects Funded During the 2019-2021 Biennium

System	Project	Approved	Loan	Loan Term [years]	Interest Rate	Loan Forgiveness	Cofunded with DWR
Agassiz WUD	2019 Transmission and User Expansion	10/16/2019	\$996,000	30	2%	\$0	Yes
Aneta	Emergency Watermain Replacement	10/16/2020	\$400,000	30	2%	\$0	No
All Seasons WUD	Rolla Area Improvements	5/28/2021	\$371,000	20	2%	\$0	No
Beach	Water Main and Service Line Replacement	10/22/2020	\$431,000	30	2%	\$1,144,000	No
Bismarck	Water Main and Lead Service Line Replacement	4/30/2020	\$5,618,000	15	2%	\$1,382,000	No
Carrington	Refinance of Water Main Replacement	3/9/2020	\$4,975,000	30	2%	\$0	No
Cavalier	Water Tower Replacement, GSR & Pump Station Replacement	7/17/2019	\$4,845,000	30	2%	\$1,451,201	Yes
Center	Water Main Replacement	7/22/2020	\$102,000	20	2%	\$0	No
Cooperstown	Water Main Replacement	2/9/2021	\$800,000	30	2%	\$0	No
Dakota RWD	User Expansion	10/22/2019	\$2,176,000	30	2%	\$0	Yes
Davenport	Water Storage, Pumping	3/23/2021	\$527,000	20	2%	\$0	Yes
Dunn Center	Water Main Replacement	5/29/2020	\$2,448,000	30	2%	\$0	No
Enderlin	Water Main Replacement	8/22/2019	\$1,200,000	20	2%	\$0	No
Flaxton	Lead Service Line Inventory & Replacement	5/28/2021	\$893,700	20	2%	\$99,300	No
Jamestown	2019 Water Main Improvements	3/24/2020	\$2,123,000	20	2%	\$0	No
Jamestown	Water Line Replacement (State Hospital)	12/15/2020	\$1,344,000	20	2%	\$0	No
Lakota	Transmission Line Replacement	1/20/2021	\$885,000	30	2%	\$0	Yes
Mandan	Raw Water Intake Improvements	12/15/2020	\$7,255,000	20	2%	\$0	Yes
Mapleton	Ground Storage Tank	3/24/2020	\$1,400,000	30	2%	\$0	Yes
McLean-Sheridan RWD	2019 Distribution System Improvements, Phase I & II	10/22/2019	\$4,660,000	30	2%	\$0	Yes
Missouri West WS	Hwy 25 and 1806 Pipeline Improvements	4/23/2020	\$750,000	30	2%	\$0	Yes
Mohall	Water Main Replacement	3/18/2020	\$391,000	20	2%	\$0	No
North Prairie RWD	Mountrail Phase II & III Transmission Line	1/27/2021	\$3,825,000	30	2%	\$0	Yes
North Prairie RWD	Service to Benedict	9/15/2020	\$113,250	20	2%	\$339,750	Yes
North Prairie RWD	Logan to Velva US Hwy 52 Distribution Improvements	4/27/2021	\$1,151,000	30	2%	\$0	Yes
Riverdale	Water Tower and Water Main Replacement	7/17/2019	\$1,961,000	20	2%	\$0	No
Stanley	Refinance of Water System Improvements	1/20/2021	\$400,000	20	2%	\$0	No
Stutsman RWD	Phase 7 Water Supply Project	10/22/2019	\$1,000,000	30	2%	\$0	Yes
Stutsman RWD	Refinance of Phase 3 Water Supply Project	5/29/2020	\$3,027,000	30	2%	\$0	No
Sykeston	Water Tower Replacement	7/22/2020	\$411,000	30	2%	\$0	Yes
Tri-County	Petersburg Phase 5 Water Supply Project	1/21/2020	\$1,610,000	20	2%	\$0	Yes
Valley City	5th Ave NW Street Reconstruction	4/23/2020	\$300,000	20	2%	\$0	No
Valley City	7th Ave W, 4th St NW, & 2nd Ave NE Street Reconstruction	5/28/2021	\$180,000	20	2%	\$0	No
Wahpeton	Master Lift Station, Streets, & Utilities Improvements	3/24/2020	\$1,197,000	25	2%	\$0	No
WAWSA	Phase VI Projects	5/29/2020	\$16,500,000	30	2%	\$0	Yes

Projects Funded During the 2019-2021 Biennium

Wyndmere	2018 Storm Sewer & Street Improvements	4/30/2020	\$1,196,000	20	2%	\$0	No
----------	--	-----------	-------------	----	----	-----	----

Total Loan and Loan Forgiveness \$81,878,201

Total Projects 36

Total Projects Cofunded with DWR 16

Projects Funded During the 2021-2023 Biennium

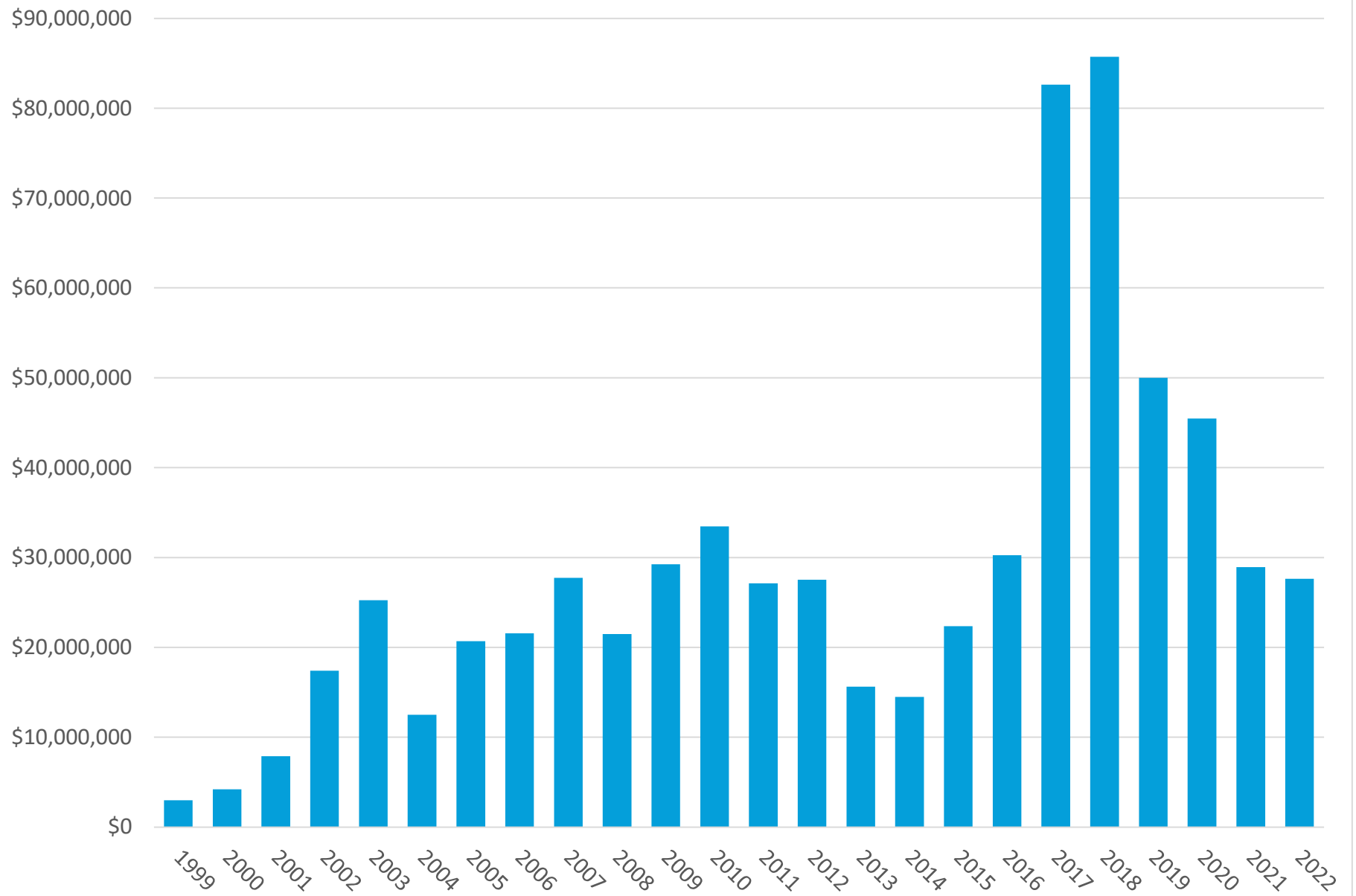
System	Project	Approved	Loan	Loan Term [years]	Interest Rate	Loan Forgiveness	Cofunded with DWR
Agassiz WUD	User and Transmission Expanson Phase II (Part I)	1/17/2023	\$1,530,000	30	2%	\$0	Yes
Barnes RWD	Reservoir Storage Capacity Improvements	10/28/2021	\$806,000	30	2%	\$0	Yes
Bismarck	Water Main & Lead Service Line Replacement	4/29/2022	\$1,500,000	15	2%	\$644,000	Yes
Bowbells	Water Main Replacement	4/25/2022	\$218,000	20	2%	\$0	Yes
Cass RW	2022 System Wide Distribution Improvements	4/29/2022	\$2,500,000	20	2%	\$0	Yes
Coleharbor	Pump House & Reservoir Improvements	7/20/2021	\$880,000	30	2%	\$480,000	No
Dakota RWD	WTP Expansion	10/13/2022	\$250,000	30	2%	\$750,000	Yes
Dickinson	Water Main Replacement (1st Ave SW & 1st Ave SE)	8/26/2022	\$2,400,000	20	2%	\$400,000	No
East Central RWD	Phase 4 System Expansion	7/27/2021	\$1,372,000	30	2%	\$0	Yes
East Central RWD	Service to Grandin, Hatton, and 16-in Expansion; WTP Improvements	4/29/2022	\$1,283,250	30	2%	\$3,849,750	Yes
Forman	Refinance of WTP Improvements	6/22/2022	\$871,000	19	2%	\$0	No
Glen Ullin	Water Main Replacement & Looping	10/13/2022	\$498,400	30	2%	\$1,401,600	No
Grand Forks	Lead Service Line Replacement	6/22/2022	\$37,500	5	2%	\$337,500	No
Grand Forks	Waterline Expansion	6/30/2022	\$1,778,000	30	2%	\$0	Yes
Hankinson	Water Main Extension	10/28/2021	\$42,000	10	2%	\$0	No
Horace	Distribution System Improvements & Connection to Cass RWD	7/27/2021	\$2,740,000	20	2%	\$0	Yes
Jamestown	2020 Water Main Improvements	7/27/2021	\$1,808,000	20	2%	\$0	No
Jamestown	2021 Water Main Improvements	8/24/2021	\$1,991,000	20	2%	\$0	No
Lincoln	Water Reservoir	12/13/2022	\$1,858,000	30	2%	\$0	Yes
McLean-Sheridan RWD	McClusky Water Tower	3/24/2022	\$1,015,000	30	2%	\$0	Yes
New Salem	Refinance of Water Main Replacement	7/27/2021	\$1,042,000	30	2%	\$0	No
Riverdale	Gate Valve & Raw Water Line Replacement	10/13/2022	\$600,000	30	2%	\$0	Yes
Stanley	Water Main Improvements	9/29/2021	\$2,253,000	30	2%	\$0	No
Tri-County RWD	Refinance of User Expansion Project	8/18/2022	\$1,090,000	19	2%	\$0	No
Upper Souris WUD	2022 Improvement/Expansion Project	4/29/2022	\$1,274,000	30	2%	\$0	Yes
Wahpeton	Loy Ave & 12th St N Reconstruction & Utility Replacement	8/24/2021	\$1,103,000	25	2%	\$0	No
Wilton	Water Main Improvements	6/30/2022	\$1,688,000	30	2%	\$0	Yes
Wing	Water System Improvements	1/21/2022	\$584,250	30	2%	\$1,752,750	No

Total Loan and Loan Forgiveness \$44,628,000

Total Projects 28

Total Projects Cofunded with DWR 15

Funds Disbursed Per Year



Number of Active DWSRF Loans

