



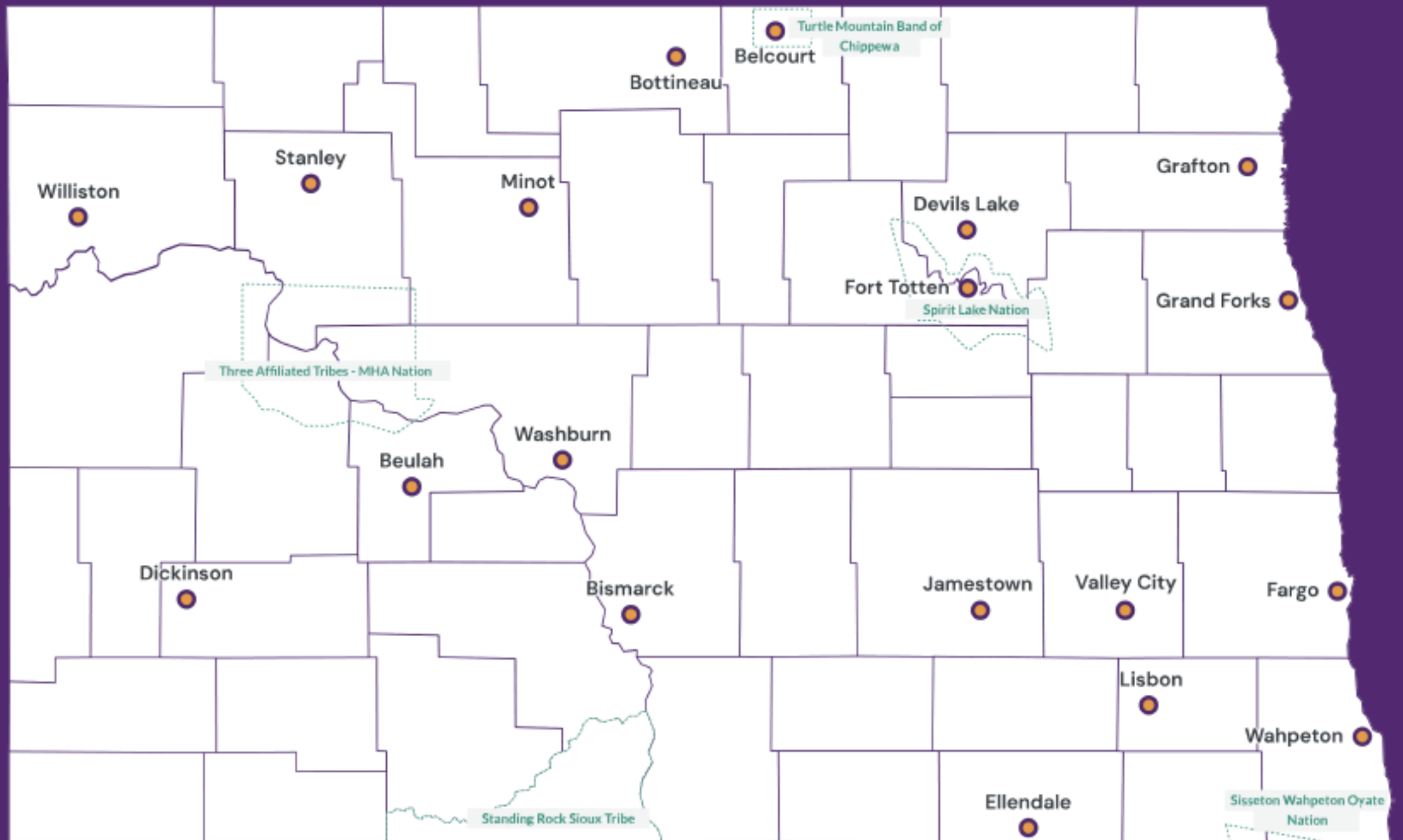
House Appropriations Committee Human Resources Division

March 18, 2025

Presented by:

Seth O'Neill – North Dakota Domestic & Sexual Violence Coalition
Coiya Tompkins Inman – Community Violence Intervention Center
Jill McDonald – Domestic Violence Crisis Center
Courtney Monroe Ryckman – Abused Adult Resource Center





Domestic Violence Statistics (2023)

6,131 new victims

6,131 new victims* of domestic violence were served by 19 domestic violence advocacy centers across North Dakota.

**new = unduplicated for calendar year*



105

105 women were pregnant at the time they were assaulted.



4,205

At least 4,205 children were directly impacted by these incidents.

Sexual Assault Statistics (2023)

1,288 primary victims

1,288 primary victims* and 221 secondary victims were served by 19 sexual assault advocacy centers across North Dakota.



242

At least 242 of primary victims were under the age of 18 years old at the time of the assault(s).

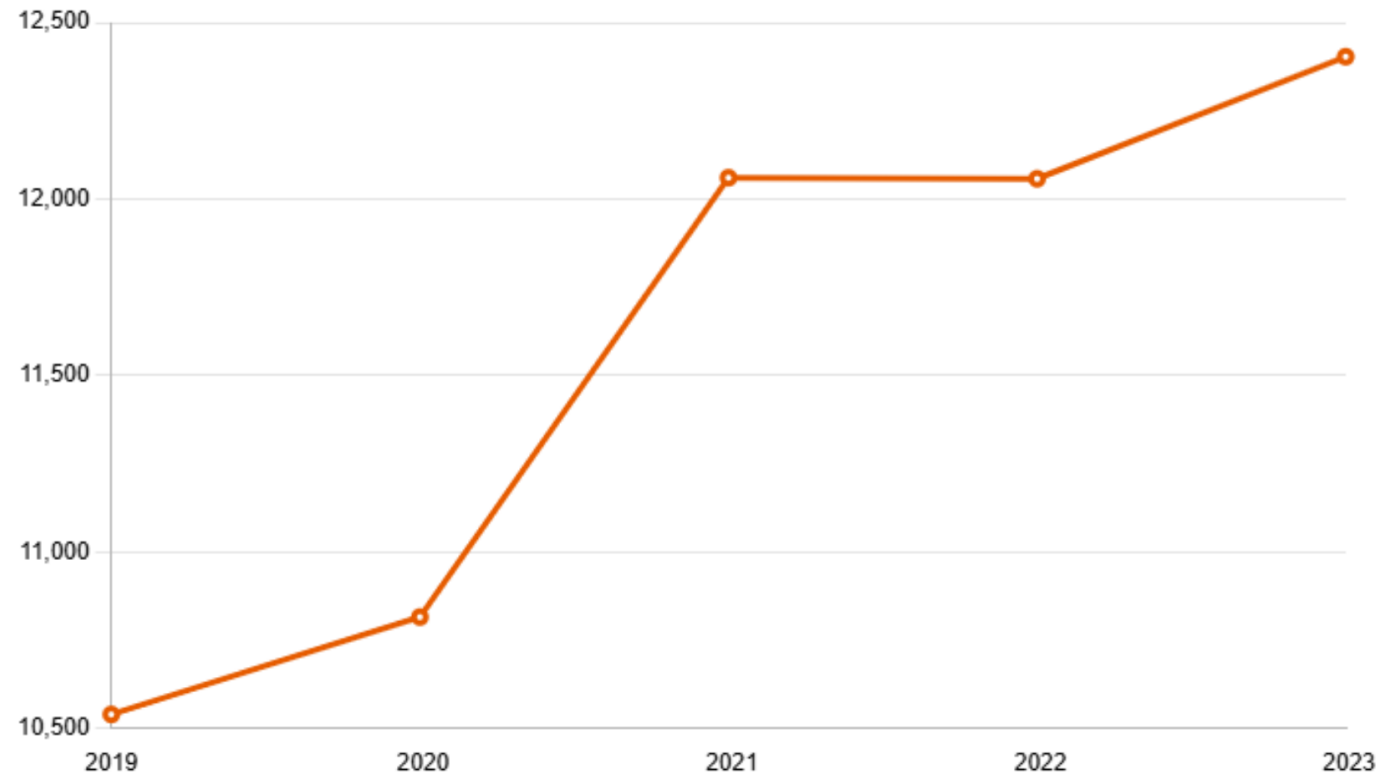


20,274

At least 20,274 services were provided to primary victims by advocacy center advocates from January to December 2023.

Statistics represent new victims served in 2023. New = unduplicated for calendar year. Primary victims refers to the victim/survivor whom the sexual assault and/or child sexual abuse was directed at. Secondary victims refers to those who are indirectly affected by the sexual assault—i.e., children, siblings, spouses or intimate partners, grandparents, other affected relatives, friends, neighbors, etc.

Crimes Against Persons Total Offenses (2019–2023)

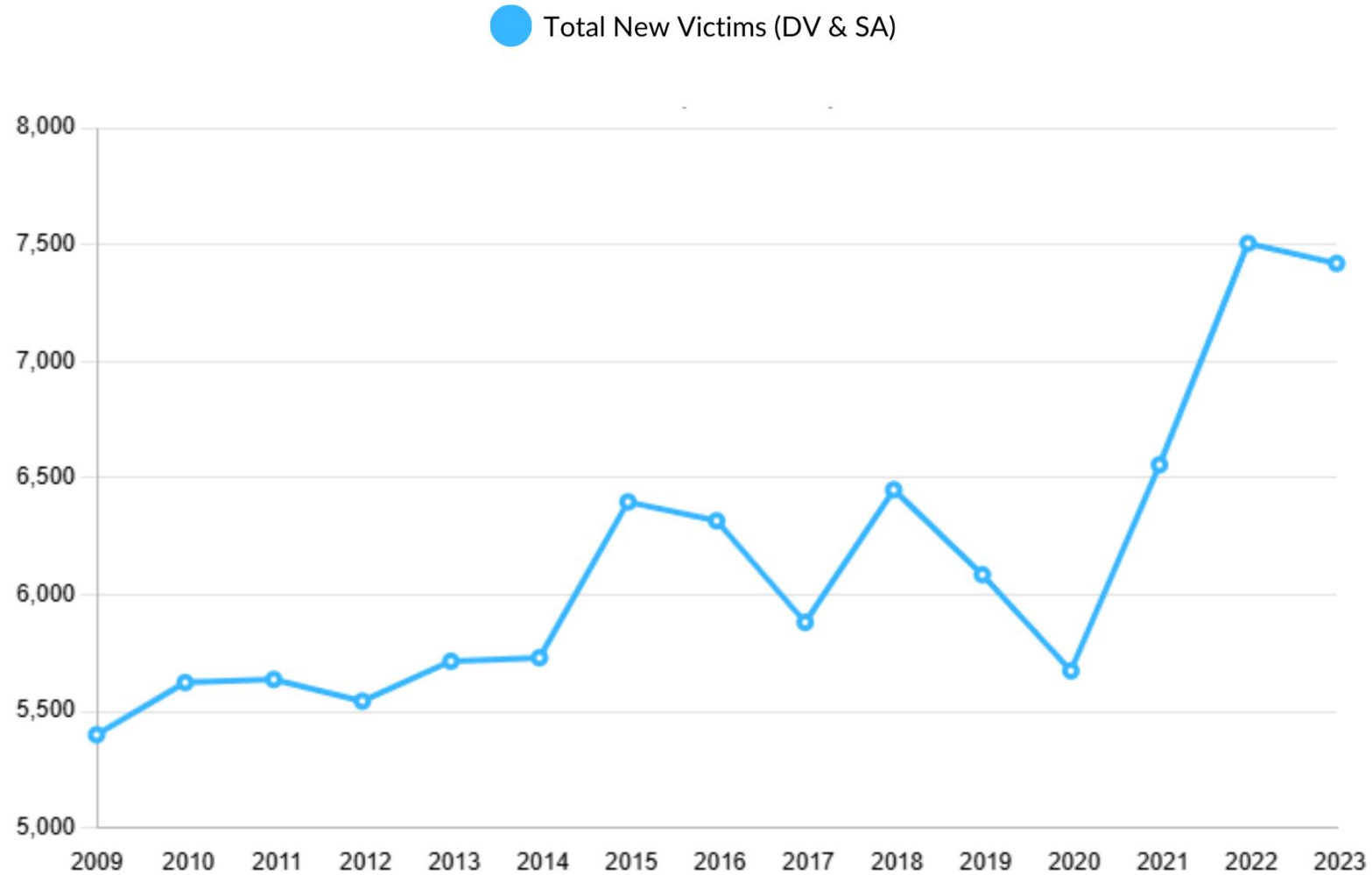


Data retrieved from *Crime in North Dakota, 2023* report from the Office of Attorney General, Bureau of Criminal Investigation

Domestic Violence Homicides, 2004-2023

Year	Domestic	Non-Domestic	No Assailant Identified	Homicide Total
2004	6	4		10
2005	6	7	1	14
2006	4	4	1	9
2007	7	10		17
2008		4		4
2009	12	3		15
2010	6	6		12
2011	7	7	1	15
2012	6	13		19
2013	7	7		14
2014	6	12	1	19
2015	9	11	2	22
2016	2	14		16
2017	4	9		13
2018	12	5		17
2019	10	16		26
2020	15	14	3	32
2021	3	13	1	17
2022	11	17	3	31
2023	5	19		24
Total 2004-2023	138	195	13	346

Victims Served (2009–2023)



Interpersonal Violence in North Dakota

41% of women



26% of men



Impacted by domestic or sexual
violence in their lifetime

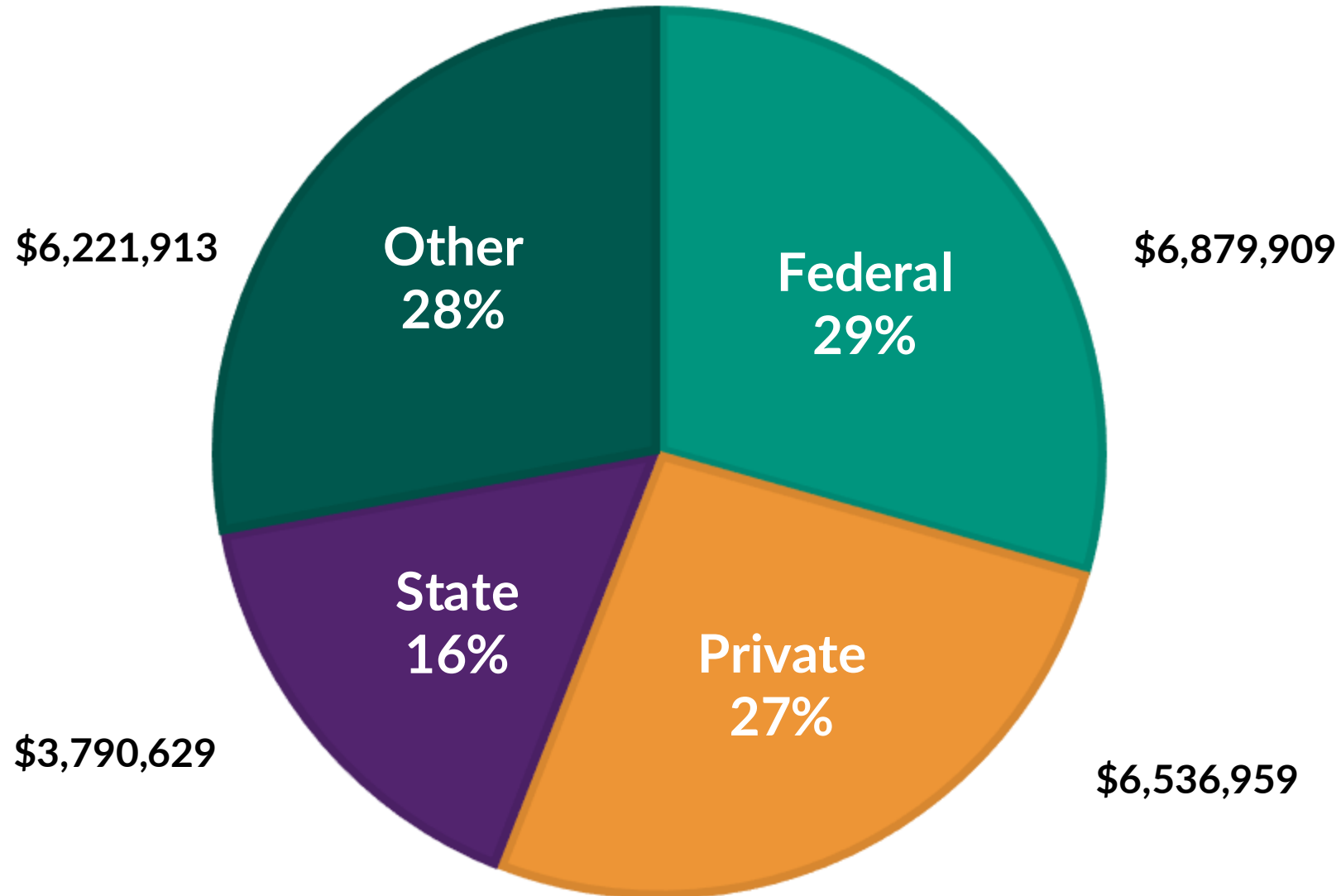
Population of North Dakota:

779,261

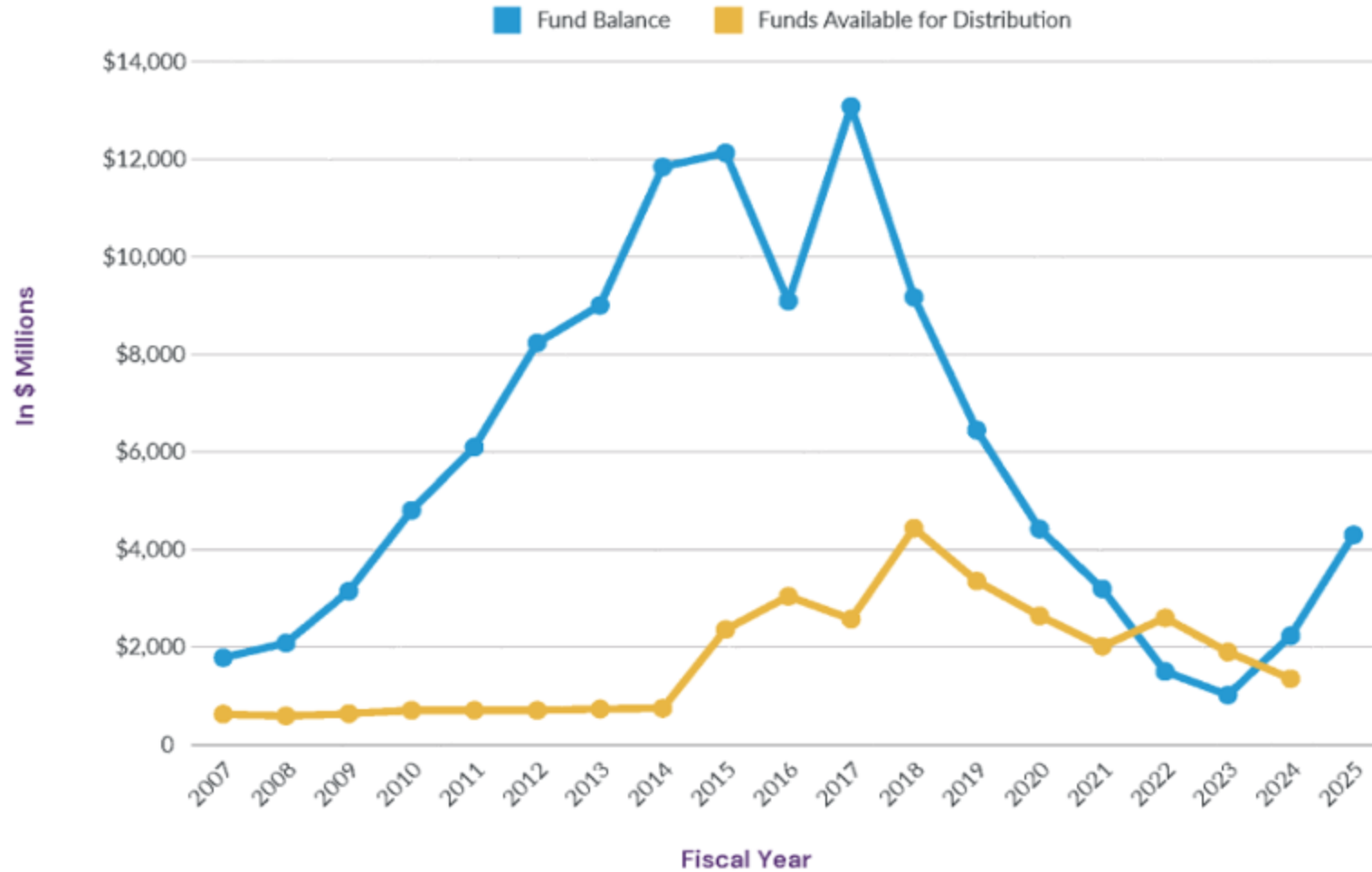
North Dakotans Impacted by
domestic or sexual violence in their
lifetime:

259,558

19 Member Programs Annual Funding Sources

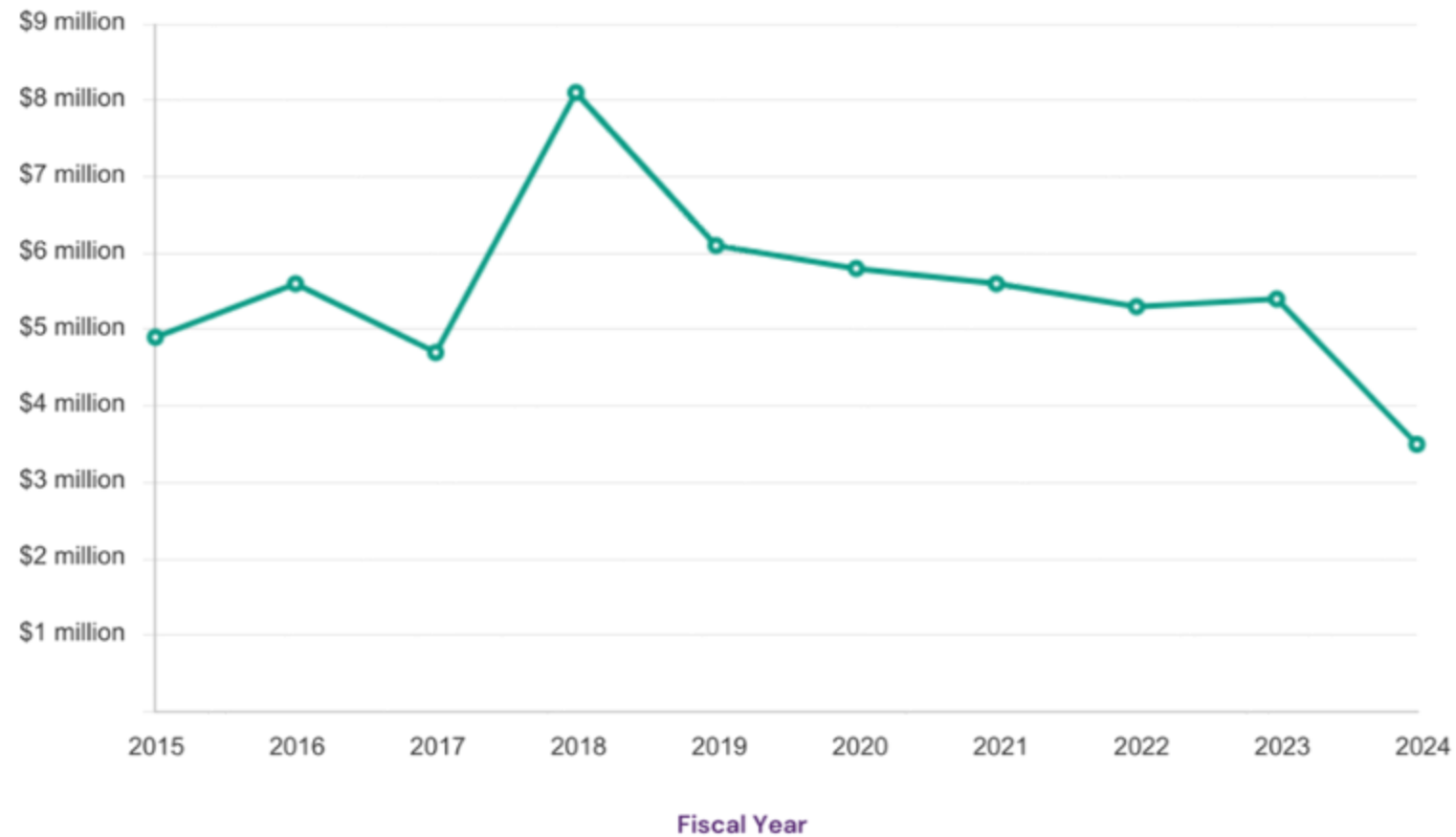


FY2007 – FY2025 Crime Victims Fund End of Year Balance (\$ millions) (as of 1/31/2025)



Data retrieved from the Office for Victims of Crime (OVC)

VOCA Funding — North Dakota



Data retrieved from the North Dakota Department of Corrections and Rehabilitation

VOCA Funding by Agency

Organization	Location	Amount
Abuse Resource Network	Lisbon	\$31,040
Abused Adult Resource Center	Bismarck	\$251,738
Abused Persons Outreach Center	Valley City	\$53,250
Family Crisis Shelter	Bottineau	\$54,348
Community Violence Intervention Center	Grand Forks	\$516,833
Domestic Violence & Abuse Center	Grafton	\$91,448
Domestic Violence Crisis Center	Minot	\$224,999
Domestic Violence and Rape Crisis Center	Dickinson	\$94,008
Family Crisis Shelter	Williston	\$85,968
Kedish House	Ellendale	\$45,210
McLean Family Resource Center	Washburn	\$28,428
Rape & Abuse Crisis Center	Fargo	\$238,723
Safe Alternatives for Abused Families	Devils Lake	\$84,598
Safe Shelter	Jamestown	\$53,910
Three Rivers Crisis Center	Wahpeton	\$58,568
Women's Action and Resource Center	Beulah	\$54,937

Impact of VOCA Funds

Service	Agencies Providing Service	Number of Services Provided
Information & Referral	43	23,547
Personal Advocacy/ Accompaniment	37	12,722
Emotional Support or Safety Services	35	22,802
Shelter/ Housing Services	23	2,275
Criminal/ Civil Justice System Assistance	40	16,628



**Domestic Violence Crisis
Center
McHenry, Pierce, Renville,
and Ward County**

	Reported Strangulation	Total Assessments
January-December 2022	20	28
January-December 2023	56	100
January-December 2024	49	91
Average Danger Assessment Score		
January-December 2022	20 (Extreme)	
January-June 2023	20 (Extreme)	
January-December 2023	20 (Extreme)	
January-December 2024	20 (Extreme)	



Thank You!



Please reach out if you're looking for more information.

Seth O'Neill, Executive Director

Email soneill@nddsvc.org

Phone 701.255.6240 ext. 1016

Follow NDD SVC

