



House Appropriations Committee  
Human Resources Division  
**Department of Health**  
**Senate Bill 2004**  
**2021 – 2023**

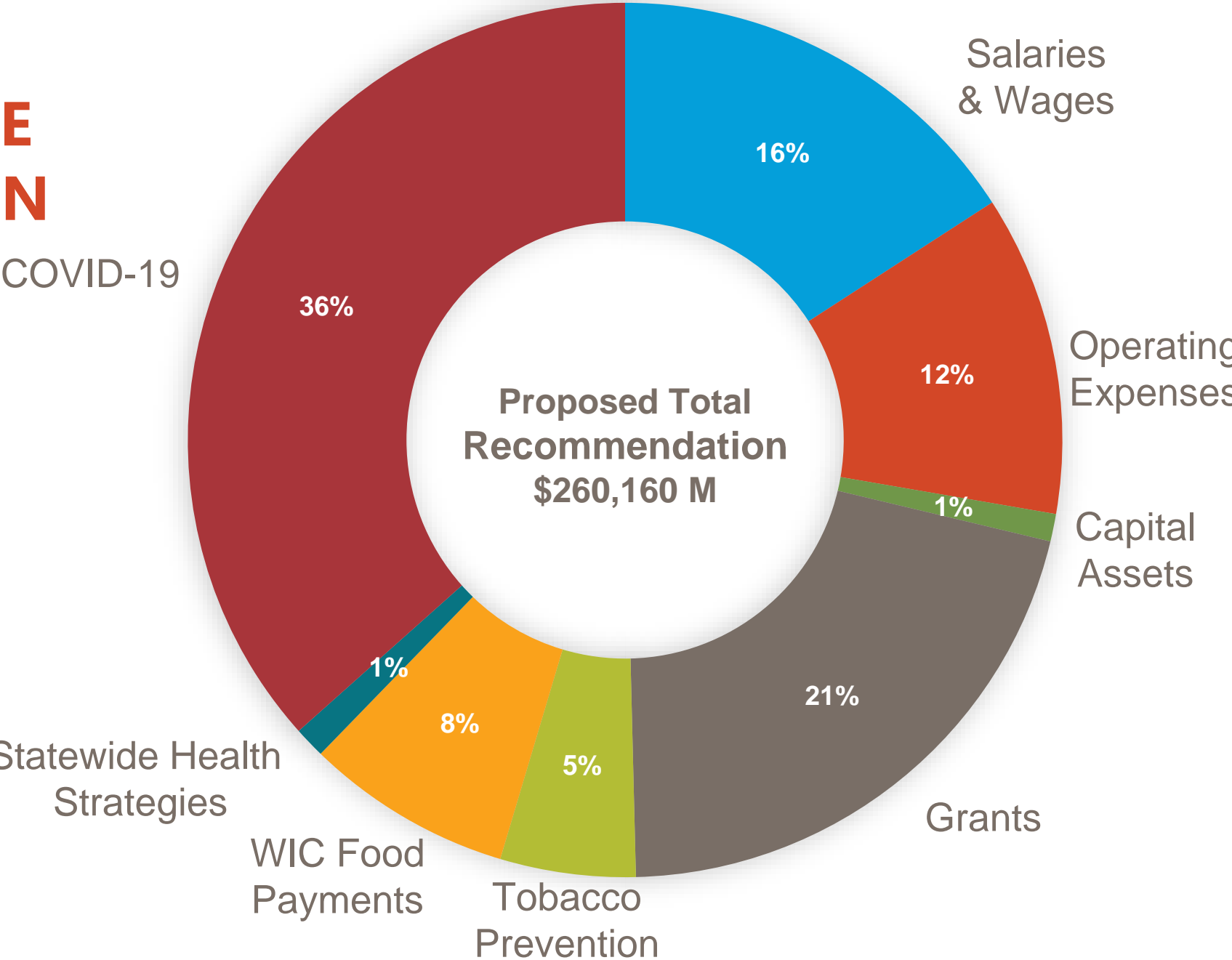
*March 4, 2021*

# COMPARISON

## BASE BUDGET TO EXECUTIVE RECOMMENDATION

Description	2019-21 Base Budget	2021-23 Executive Recomm.	Increase / (Decrease)
Salaries and Wages	37,719,574	41,256,942	3,537,368
Operating Expenses	32,398,526	30,836,700	(1,561,826)
Capital Assets	2,164,813	2,646,393	481,580
Grants	53,257,292	54,313,687	1,056,395
Tobacco Prevention & Control	12,902,064	13,019,077	117,013
WIC Food Payments	19,780,000	19,900,000	120,000
Statewide Health Strategies	0	3,000,000	3,000,000
COVID-19	0	95,187,577	95,187,577
<b>Total By Line Item</b>	<b>158,222,269</b>	<b>260,160,376</b>	<b>101,938,107</b>
General Fund	36,270,590	88,879,743	52,609,153
Federal Funds	101,306,765	141,368,428	40,061,663
Special Funds	20,644,914	29,912,205	9,267,291
<b>Total By Fund</b>	<b>158,222,269</b>	<b>260,160,376</b>	<b>101,938,107</b>
<b>FTE</b>	<b>204.00</b>	<b>221.50</b>	<b>17.50</b>

# 2021-23 EXECUTIVE RECOMMENDATION BY LINE ITEM



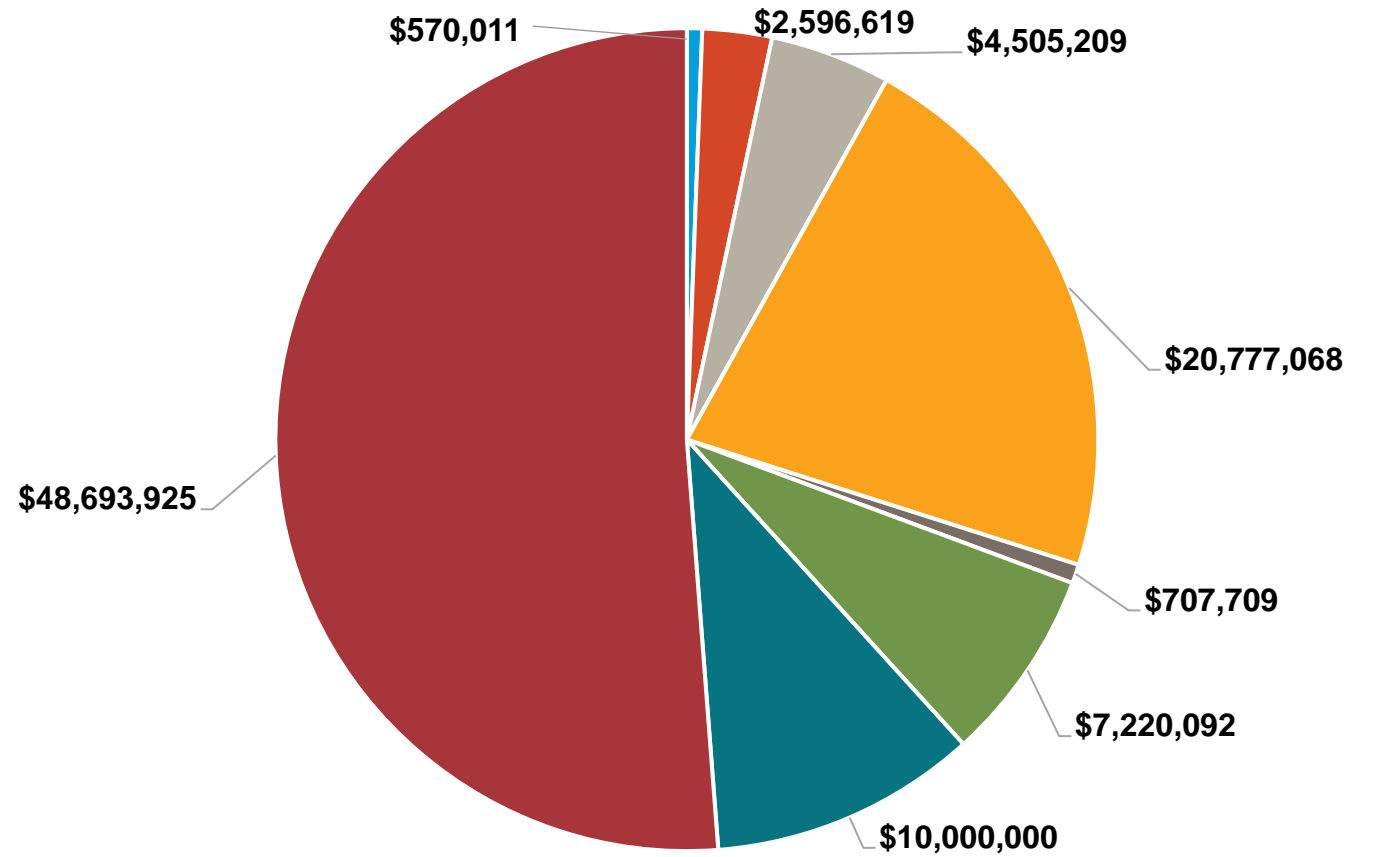
# Statewide Health Strategies

BUDGET ITEM	DESCRIPTION	BIENNIUM AMOUNT
<b>Goal 1</b>		
Adopt a Health in All Policy Approach	1 Health Policy Analyst	\$ 300,000
<b>Goal 2</b>		
Enhance Public Health Knowledge and Build Capacity	Addition of Maternal & Child Health and Environmental Health Specializations, have NDSU and UND conduct Public Health Studies	\$1,282,000
Invest in Public Health Workforce	1 Epidemiologist	\$ 240,000
Invest in Public Health Workforce	10 Master of Public Health Program Forgivable Loans upon completion of 3-year work commitment	\$ 120,000
<b>Goal 3</b>		
Support Locally Driven Community Engagement and Health Education	1 Public Information Officer	\$ 198,000
Support Locally Driven Community Engagement and Health Education	Health Improvement Education Campaign	\$ 60,000
Award Grants to Support Local Health Improvement Initiatives	4 or more local community health improvement projects, contingent on a 1:1 match, including in-kind	\$ 800,000

**Total Request: \$3,000,000**

# COVID-19 EXECUTIVE RECOMMENDATION

**\$95,070,633**



- Health Analytics- 1%
- Outreach / Response / Public Health Hotline - 3%
- Department Operations Costs / Warehouse / PPE - 5%
- Contact Tracing / Case Investigation / Vaccine / Surveillance - 22%
- Fiscal, Communications, Human Resources - 1%
- Lab Workforce and Related Costs - 7%
- Local Public Health - 10%
- Testing Costs - 51%

# COVID-19 | MAJOR COST COMPONENTS

## Testing supplies – just over \$48.6 million

- 4000 per day from July – Dec 2021 (3000 PCR, 1000 BinaxNow)
- 3000 per day from Jan – June 2022 (2000 PCR, 1000 BinaxNow)
- 3000 per day from July – Dec 2022 (1500 PCR, 1500 BinaxNow) weekdays only
- 2000 per day from Jan – June 2023 (1000 PCR, 1000 BinaxNow) weekdays

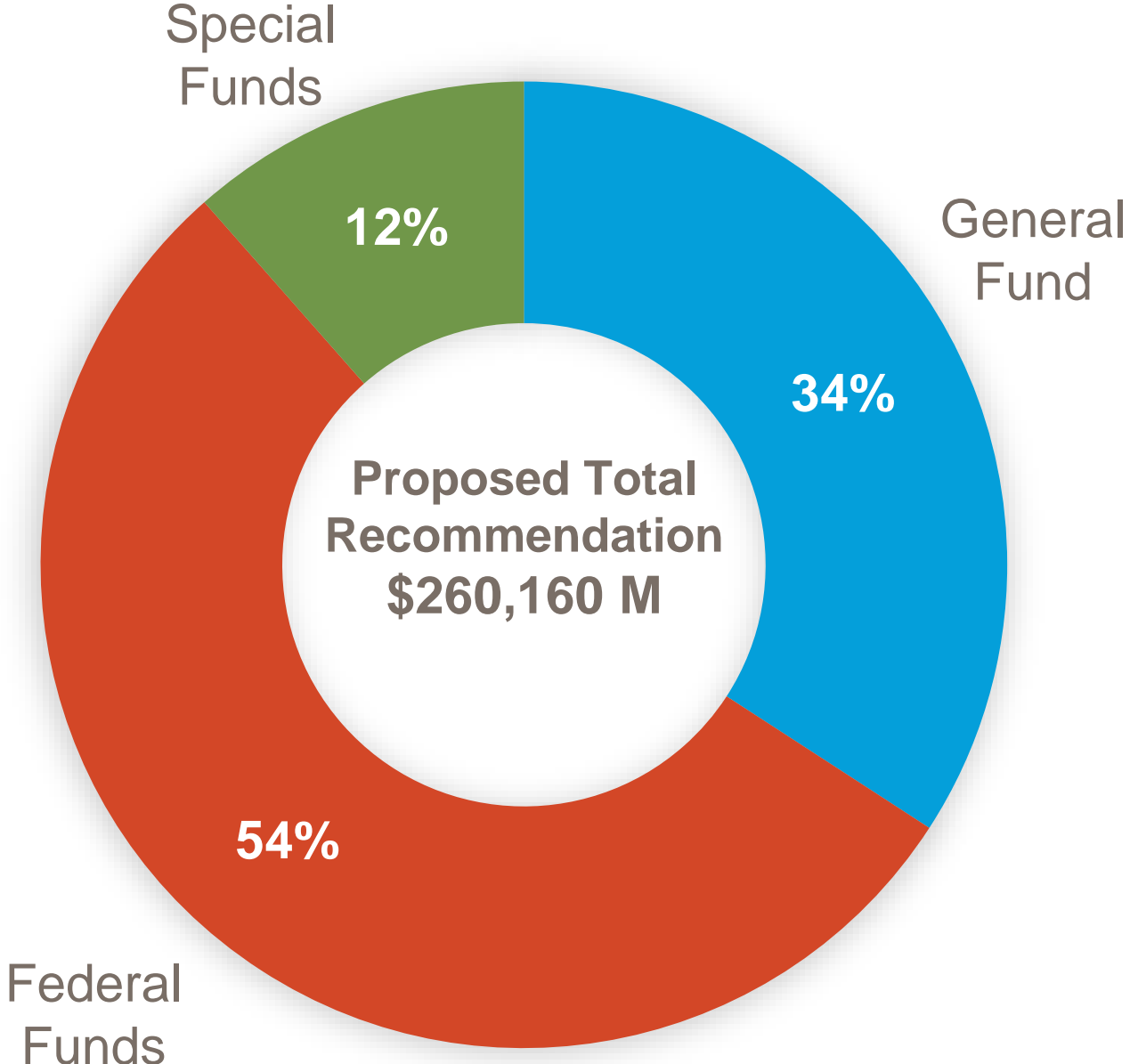
## Workforce - \$21.6 million

- Regular FTE - 22.50 Regular
  - 1 -Fiscal Services
  - 3 – Health Analytics (Office of the State Epidemiologist)
  - 7.5 – Laboratory Services
  - 6 – Disease Control
  - 3 – Title V and Health Equity Office
  - 1 – Emergency Response
  - 1 – Outreach / Surveillance
- Temporary Staffing
  - 1 Communication Specialist – year 1 of the biennium
  - 1 Human Resources / Payroll
  - 100 - Contact Tracers / Case Managers / Case Workers with work effort decreasing over the biennium
  - 22 – Laboratory Scientists / Techs
  - 25 – Department Operations decreasing over the biennium

## Other Costs

- Media / Education Campaign - \$250,000
- Public Health Hotline Agreement - \$1.6 million
- PPE - \$1.9 million
- Grants for Serology / Contract Tracing / Infectious Control - \$2 million
- Travel Costs / Courier Services / Additional warehouse space / operations - approx. \$3.3 million
- Technology Costs for systems / licenses - \$5.8 million
- Local Public Health - \$10 million

**2021-23 EXECUTIVE  
RECOMMENDATION  
BY FUNDING SOURCE**



# FUNDING CHANGES

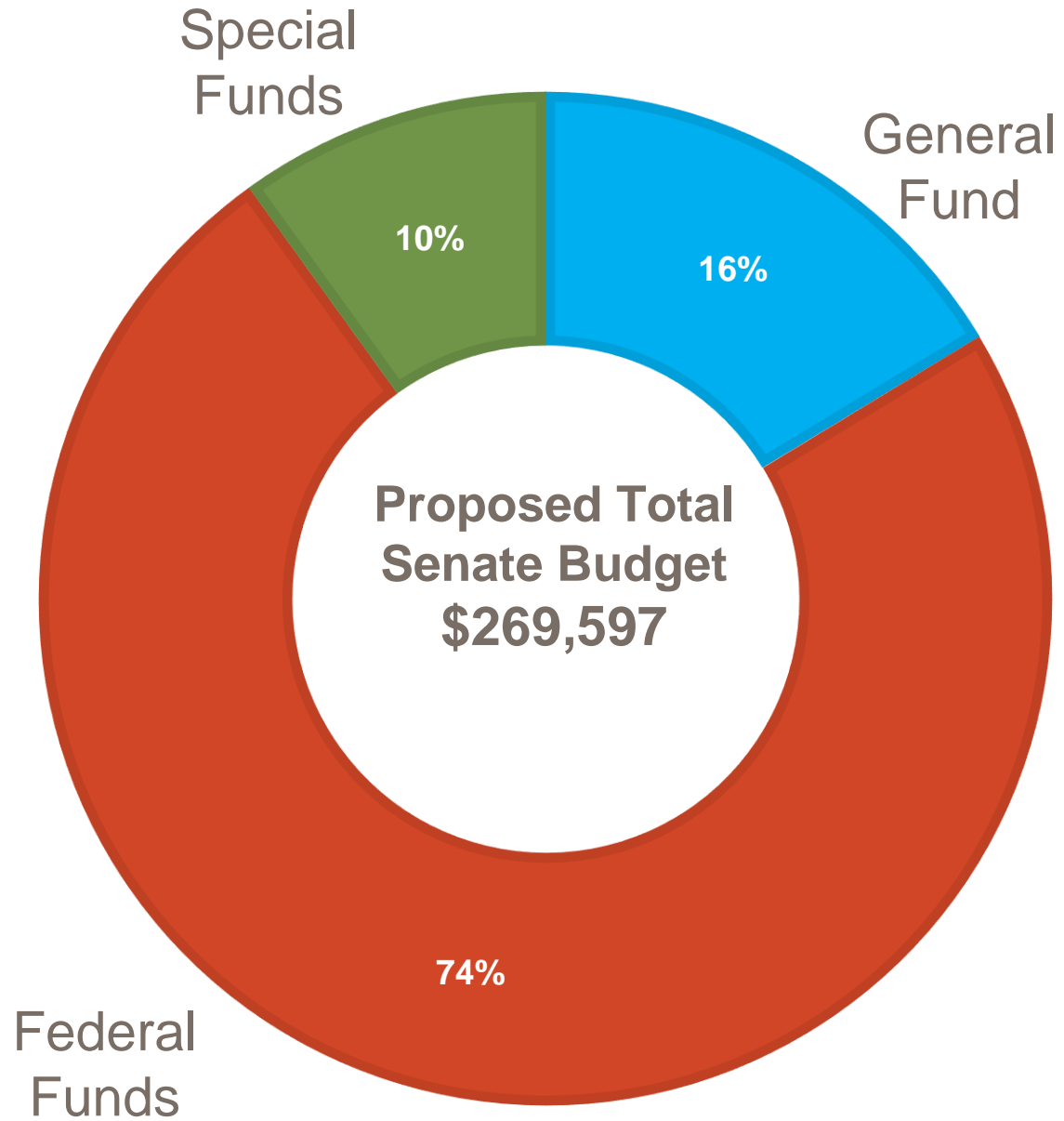
Description	General Fund	Federal Funds	Special Funds	Total
<b>Base Budget 2019 - 2021</b>	<b>\$36,270,590</b>	<b>\$101,306,765</b>	<b>\$20,644,914</b>	<b>\$158,222,269</b>
<b>Bond Payment (Final payments scheduled Dec 2022)</b>	<b>(\$184,065)</b>	<b>(\$22,999)</b>	<b>\$0</b>	<b>(\$207,064)</b>
<b>Items impacted to meet the 85% General Fund Budget</b>				
Eliminate Food & Lodging Part-time Temp	(\$50,000)			(\$50,000)
Funding shift due to increase federal collection for administrative co	(\$1,060,000)	\$1,060,000		\$0
Funding shift - carryover collections in Life, Safety & Construction	(\$312,706)			(\$312,706)
Fetal Alcohol Syndrome - Unfund the contract payment to UND	(\$350,458)			(\$350,458)
Loan Repayment Program - Biennium hold on new contracts	(\$823,155)			(\$823,155)
Reduction to the Tobacco Program	(\$1,108,000)			(\$1,108,000)
Miscellaneous	\$17,073			\$17,073
<b>Items impacted by Reprioritization Special Funds</b>				
Funding no longer Expected from Private Foundations			(\$647,500)	(\$647,500)
Funding shift - carryover collections in Life, Safety & Construction			\$312,706	\$312,706
Utilize available Laboratory Fees to cover costs			\$200,000	\$200,000
Include funding from the Civil Money Penalties Fund			\$100,000	\$100,000
Redirect Community Health Trust Fund for Loan Repayment			\$70,500	\$70,500
Miscellaneous			(\$35,706)	(\$35,706)
<b>Net increase in Federal Funds estimated to be Awarded</b>		<b>\$2,843,220</b>		<b>\$2,843,220</b>
<b>Department of Health Requested Budget</b>	<b>\$32,399,279</b>	<b>\$105,186,986</b>	<b>\$20,644,914</b>	<b>\$158,231,179</b>
<b>Executive Budget Changes</b>				
Compensation Package	\$622,262	\$554,224	\$63,016	\$1,239,502
Rent Model Change	\$336,399			\$336,399
Office 365	\$21,542	\$61,616	\$8,275	\$91,433
Forensic Examiner - increase to UND for Forensic Pathology Services	\$85,230			\$85,230
Forensic Examiner - Electronic Records / Full Body Imaging System	\$910,000			\$910,000
Restore Tobacco Funding			\$1,196,000	\$1,196,000
Statewide Health Strategies			\$3,000,000	\$3,000,000
COVID-19	\$54,505,031	\$35,565,602	\$5,000,000	\$95,070,633
<b>Executive Budget Recommendation</b>	<b>\$88,879,743</b>	<b>\$141,368,428</b>	<b>\$29,912,205</b>	<b>\$260,160,376</b>



# SENATE CHANGES

<i>Description</i>	<i>General Fund</i>	<i>Federal Funds</i>	<i>Special Funds</i>	<i>Total</i>
<b>Executive Budget Recommendation</b>	<b>\$88,879,743</b>	<b>\$141,368,428</b>	<b>\$29,912,205</b>	<b>\$260,160,376</b>
<b>Senate Changes</b>				
Reinstate the Fetal Alcohol Syndrome grant	\$350,458			\$350,458
Add funding for Contract Awards under the Loan Repayment Program	\$585,000			\$585,000
Changes to the Executive Compensation Package	(\$115,467)	(\$102,190)	(\$6,543)	(\$224,200)
Change in COVID-19 Executive Recommendation	(\$45,298,220)	\$45,782,924	(\$484,704)	\$0
Add authority for additional COVID work		\$11,644,708		\$11,644,708
IT Unification 4.0 FTE instead of 5.0 FTE	\$2,135	\$17,643		\$19,778
Remove the Capital Complex Rent Proposal	(\$336,399)			(\$336,399)
Restore Tobacco Funding to LPH			\$397,000	\$397,000
Remove funding for Statewide Health Strategies			(\$3,000,000)	(\$3,000,000)
<b>Senate Budget</b>	<b>\$44,067,250</b>	<b>\$198,711,513</b>	<b>\$26,817,958</b>	<b>\$269,596,721</b>

# 2021-23 SENATE BUDGET BY FUNDING SOURCE



# OPTIONAL ADJUSTMENT REQUESTS (OARS)

	FTE	General Fund	Federal Funds	Special Funds	Salaries	Operating	Capital Assets	Grants	Total
COVID19	143.50	227,459,235	35,565,601		58,910,334	164,450,449	2,504,000	37,160,053	263,024,836
Local Public Health State Aid Funding	0.00	5,226,900						5,226,900	5,226,900
Forensic Examiner One-Time Upgrades	0.00	910,000				60,000	850,000		910,000
Tobacco Prevention and Control Program Media and Cessation Support	0.00	1,946,000				1,613,000		333,000	1,946,000
Loan Repayment Programs	0.00	585,000						585,000	585,000
Forensic Examiner UND Contract	0.00	170,460				170,460			170,460
Convert Temps - Emergency Preparedness Division	4.00		44,605		44,605				44,605
Convert Temps - Office of the State Epidemiologist	2.00		20,445		20,445				20,445
Convert Temps - Division of Emergency Medical Systems	2.00	10,038	10,744		20,782				20,782
<b>Total</b>	<b>151.50</b>	<b>\$ 236,307,633</b>	<b>\$ 35,641,395</b>	<b>\$ -</b>	<b>\$ 58,996,166</b>	<b>\$ 166,293,909</b>	<b>\$ 3,354,000</b>	<b>\$ 43,304,953</b>	<b>\$ 271,949,028</b>
Funded in the Governor's Executive Budget									
Partially Funded in the Governor's Executive Budget									

# OTHER DEPARTMENT OF HEALTH-RELATED BILLS

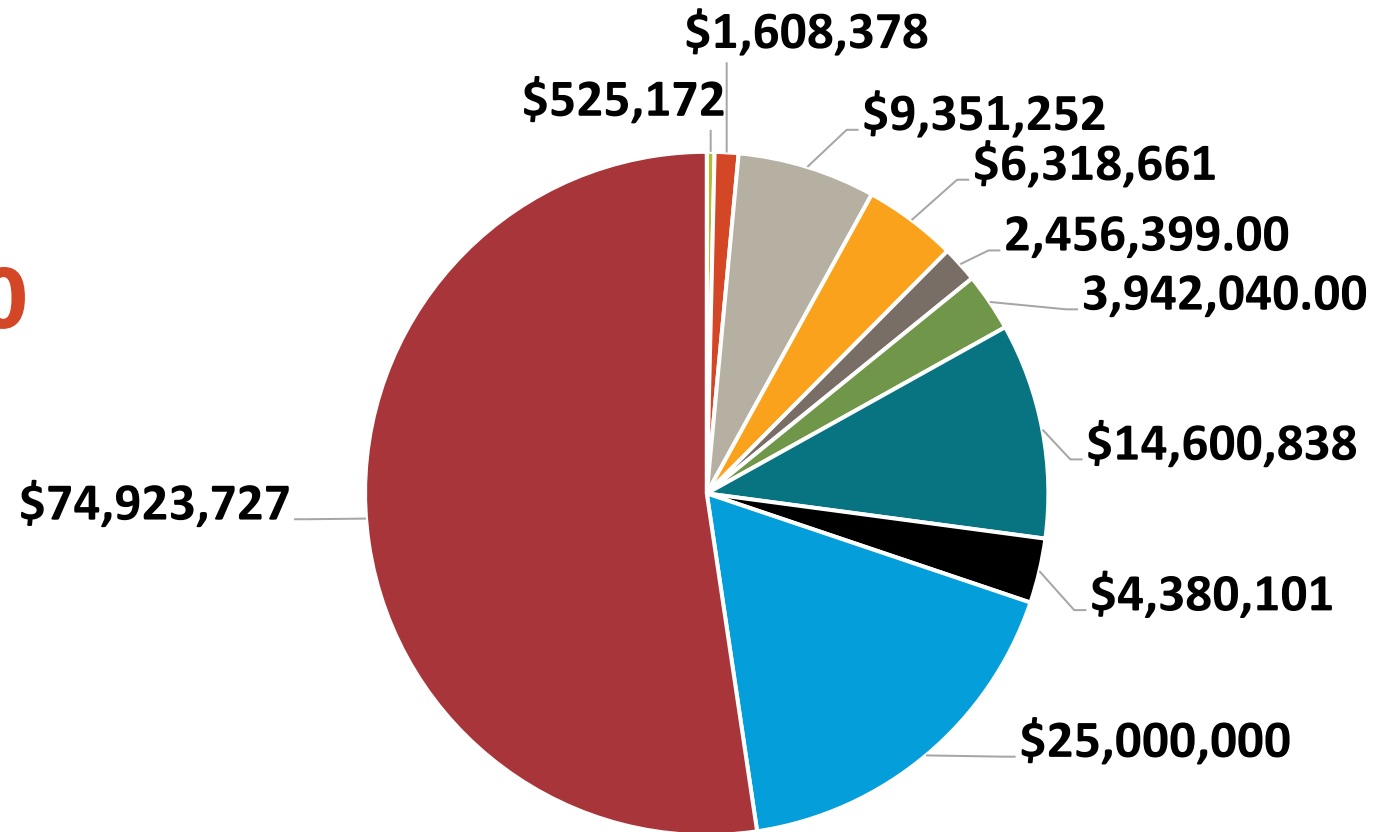
- HB 1073 – Allows for BCI / FBI criminal background checks for select individuals
- HB 1103 – Update definitions (relating to mobile home park, recreational vehicle park, and campground), license renewal procedures, and resolves inconsistencies with other sections of NDCC
- HB 1118 – Relating to the authority of the state health officer to issue a written order
- HB 1163 – Relating to the needle exchange program
- HB 1205 – Relating to establishing the maternal mortality review committee and to provide for a report to the legislative management and other agencies.
- HB 1213 – Relating to medical marijuana designated caregivers
- HB 1219 – Relating to reportable conditions and post-mortem communicable diseases.
- HB 1247 – Relating to merging of the state department of health and the department of human services
- HB 1323 – Relating to limitations on mask wearing requirements
- HB 1359 – Relating to medical marijuana designated caregiver fees and the medical marijuana advisory board
- HB 1391 – Relating to regulating edible medical marijuana products
- HB 1394 – Appropriation for costs related to COVID-19 and other services
- HB 1395 – Adjusts state agency spending authority approved by the emergency commission and budget section

# OTHER DEPARTMENT OF HEALTH-RELATED BILLS

- HB 1418 – Relating to qualifications of the state health officer
- HB 1420 – Relating to the personal use of marijuana under an “adult use” program
- HB 1493 – Provide for ambulance service operation funding
- HB 1495 – Relating to the state health officer's authority and the governor's and legislative assembly's authority during a declared state of disaster or emergency; and to provide a penalty
- SB 2119 – Updates relating to food and lodging establishments license renewal procedures, and resolves inconsistencies with other sections of NDCC
- SB 2123 – Relating to access to death records
- SB 2124 – Relating to virtual special session, state health officer's and governor's authority during declared disaster or emergency
- SB 2125 – Adds a licensed behavior analyst as behavioral health professional in the health care professional student loan repayment program
- SB 2209 - Relating to increased access to low-cost prescription drugs
- SB 2241 – Relating to review of health facility construction and renovation projects
- SB 2248 – Relating to administration of epinephrine
- SB 2252 – Relating to the regulation of purified water dispensers
- SB 2303 – Relating to tribal health units

# COVID-19 EXPENDITURES PAID THROUGH 12/31/2020

**\$143,106,568**



- Health Analytics - 0.4%
- Outreach / Response / Public Health Hotline - 1.1%
- Department Operations Costs / Warehouse / PPE - 6.5%
- Contact Tracing / Case Investigation / Vaccine / Surveillance - 4.4%
- Fiscal, Communications, Human Resources - 1.7%
- Lab Workforce and Related Costs - 2.8%
- Local Public Health - 10.2%
- EMS Providers - 3.1%
- Hospitals - 17.5%
- Testing Costs - 52.4%

## COVID-19 Grants

Description	Award	Expended as of December 31, 2020	Remaining	End Date of Grant Award
CARES (Coronavirus Relief Fund)	\$174,115,929	\$106,410,023	\$67,705,906	12/31/2021
FEMA	54,540,000	32,594,651	21,945,349	9/30/2021
CMS Funding	237,405	152,788	84,617	9/30/2021
Ryan White	50,000	30,790	19,210	3/31/2021
Epidemiology & Lab Capacity - CARES	5,075,000	149,905	4,925,095	4/22/2022
Epidemiology & Lab Capacity - Enhanced	52,621,819	63,758	52,558,061	11/17/2022
Epidemiology & Lab Capacity - Infection Control	904,829	-	904,829	5/27/2022
Epidemiology & Lab Capacity - Supplemental	846,000	-	846,000	9/30/2022
<b>Epidemiology &amp; Lab Capacity - Expansion</b>	43,863,056	-	43,863,056	7/31/2023
Immunization Influenza Supplemental	240,831	53,346	187,485	7/5/2021
Immunization Vaccination Services	344,088	-	344,088	6/30/2022
<b>Immunization COVID Vaccination</b>	6,885,880	-	6,885,880	6/30/2024
Public Health Crisis Response	4,567,500	3,607,589	959,911	3/31/2021
Hospital Preparedness Supplemental 1	473,417	-	473,417	6/30/2021
Hospital Preparedness Supplemental 2	1,161,700	-	1,161,700	6/30/2021
Family Violence Prevention	79,837	43,718	36,119	9/30/2021
<b>Total</b>	<b>\$346,007,291</b>	<b>\$143,106,568</b>	<b>\$202,900,723</b>	



# THANK YOU

*Brenda M. Weisz, CPA | CFO | [bmweisz@nd.gov](mailto:bmweisz@nd.gov) | 328-4542*