



House Appropriations
Human Resources Division
Department of Health
Laboratory Services
Engrossed Senate Bill 2004
2021 – 2023

March 9, 2021

DIVISIONS:

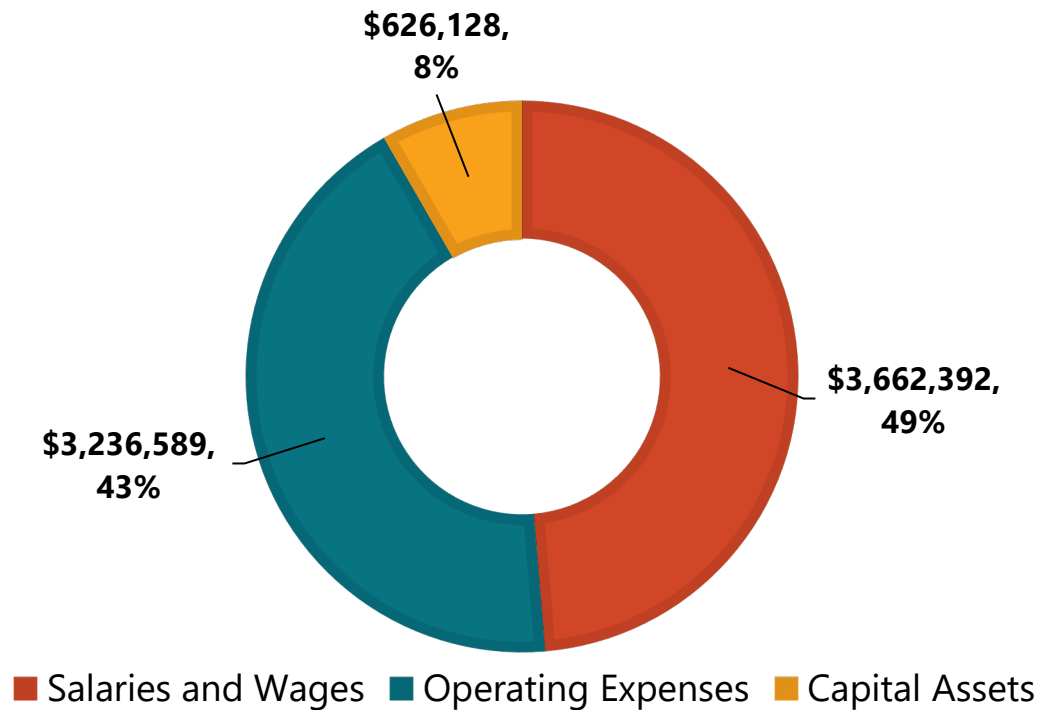
- **Biothreat**
 - Provides rapid, accurate detection and identification of organisms that may threaten the public's health
- **General Microbiology**
 - Conducts Disease Testing
 - Provides Support for Disease Prevention & Control Activities
- **Laboratory Operations**
 - Performs testing in the areas of bacteriology, mycology, parasitology, immunology, virology, molecular diagnostics, bioterrorism response, and dairy and water bacteriology

- **Quality Management**
- **Special Microbiology**

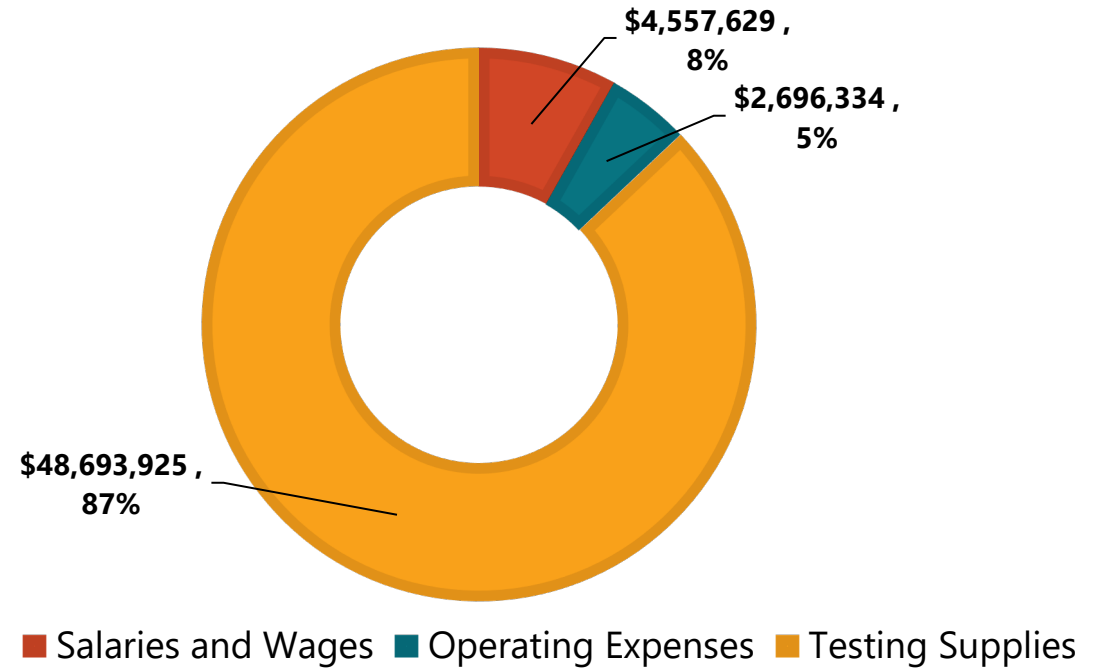


2021-23 EXECUTIVE RECOMMENDATION BY LINE ITEM

CORE BUDGET - \$7.5 MILLION

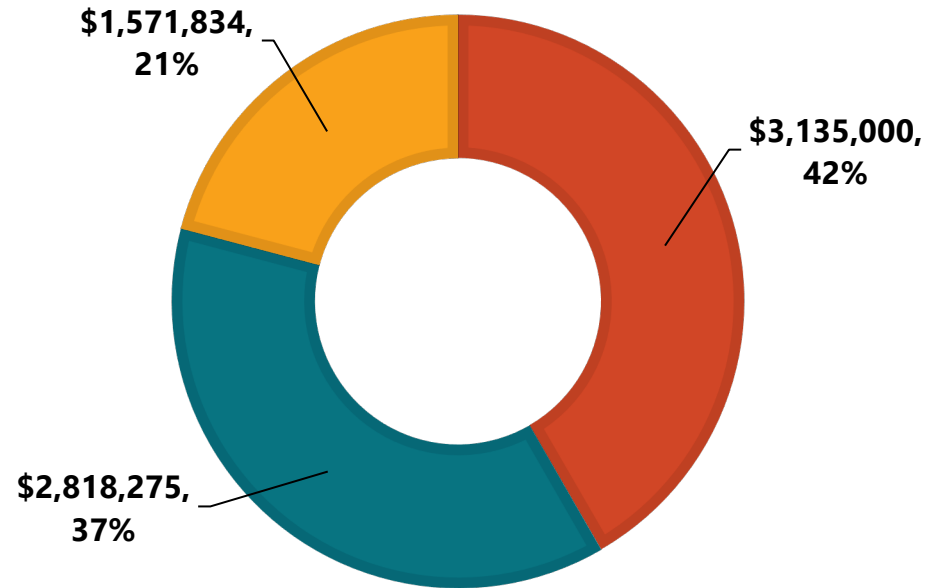


COVID-19 BUDGET - \$55.9 MILLION



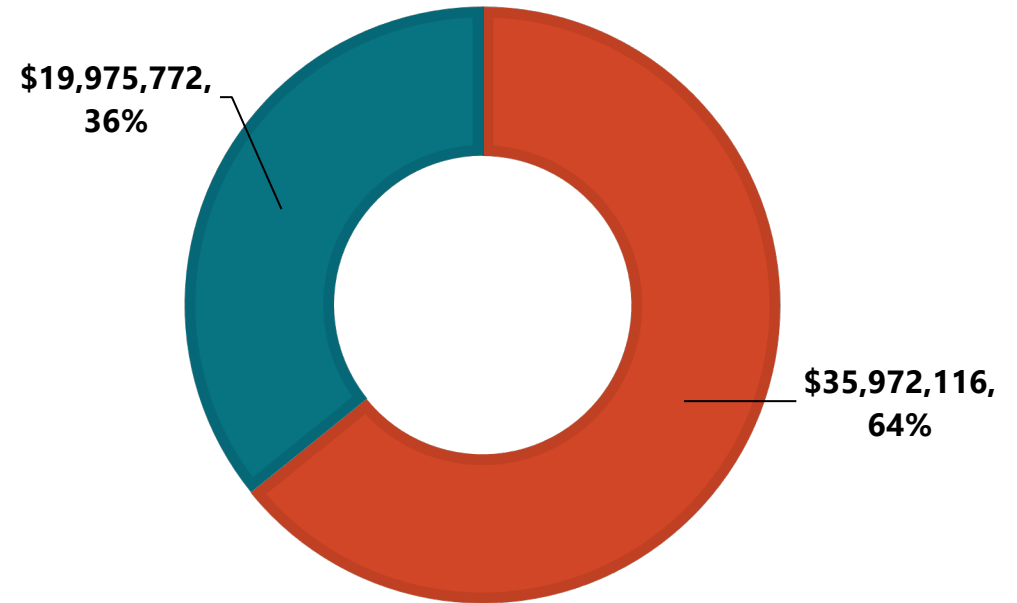
2021-23 EXECUTIVE RECOMMENDATION BY FUNDING SOURCE

CORE BUDGET - \$7.5 MILLION



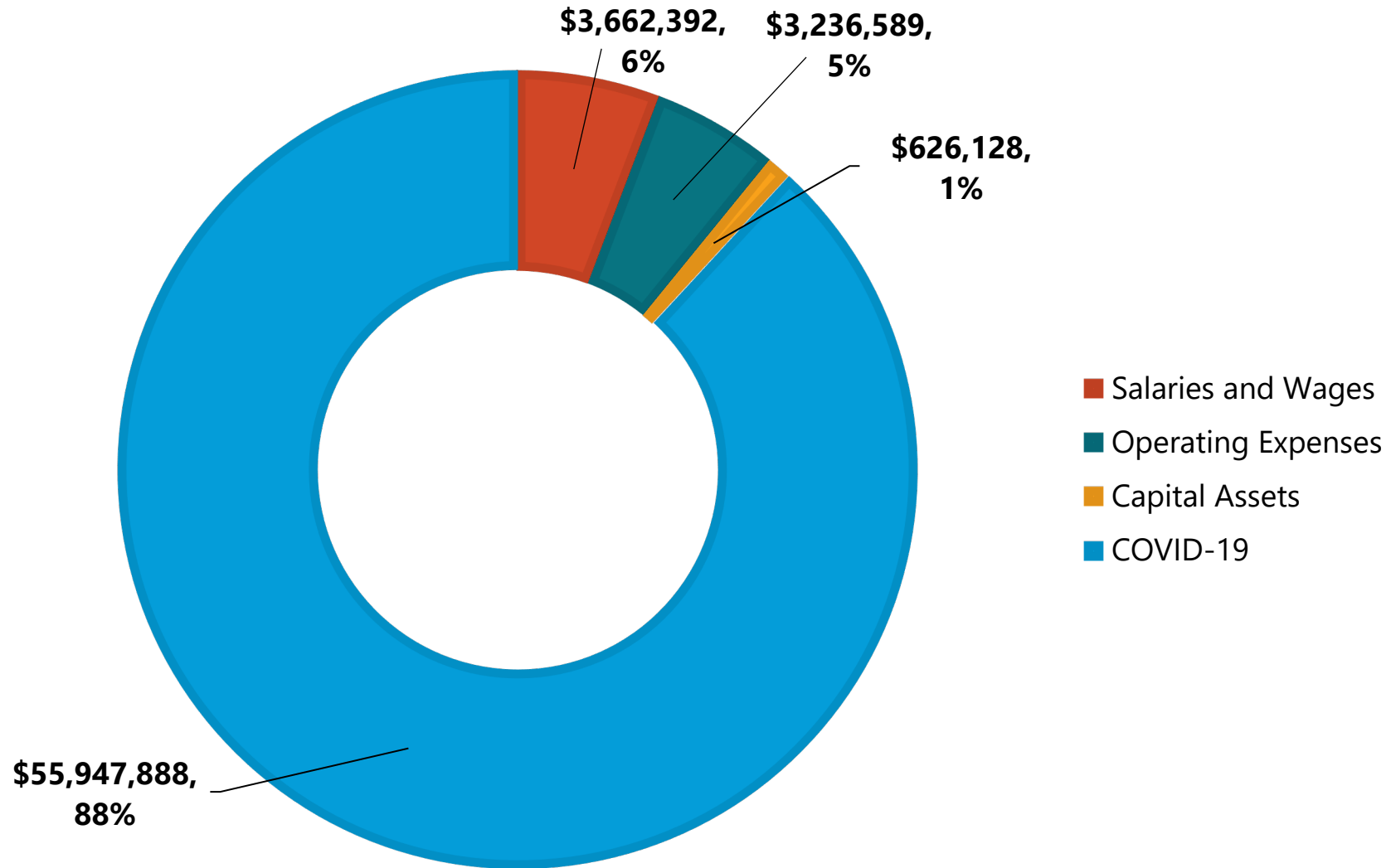
■ General Fund ■ Federal Funds ■ Special Funds

COVID-19 - \$55.9 MILLION



■ General Fund ■ Federal Funds

2021-23 EXECUTIVE RECOMMENDATION \$63.5 Million BY LINE ITEM

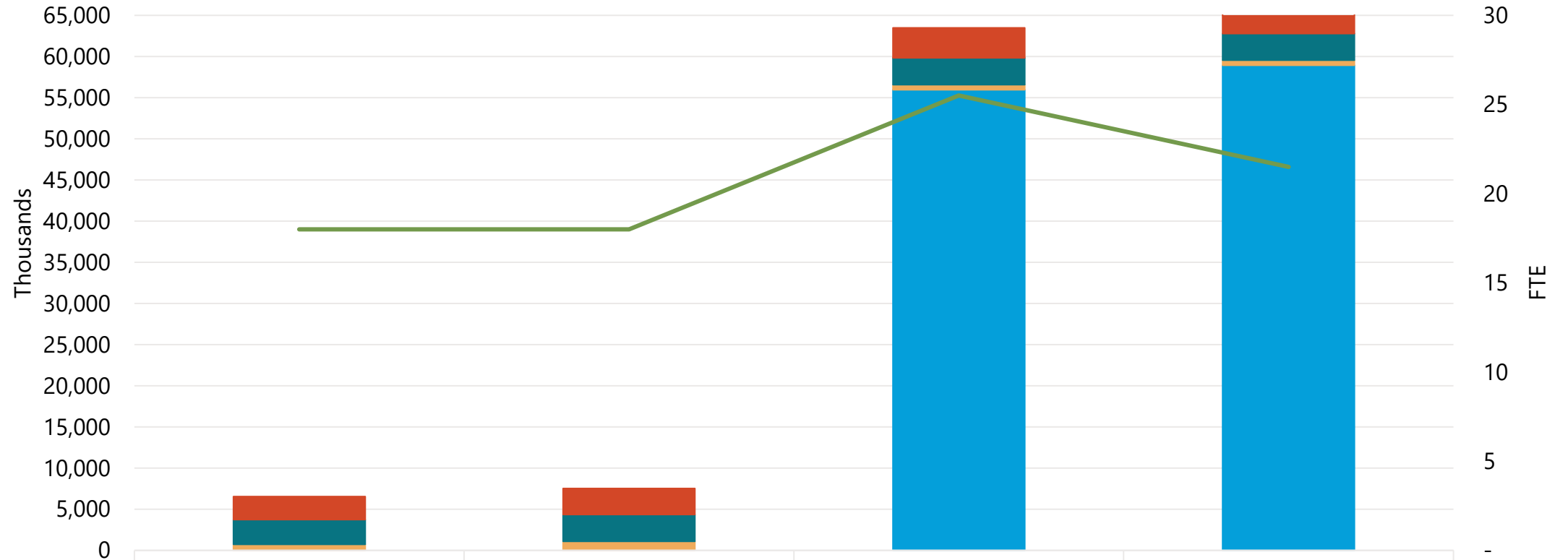


COMPARISON

BASE BUDGET TO SENATE BUDGET

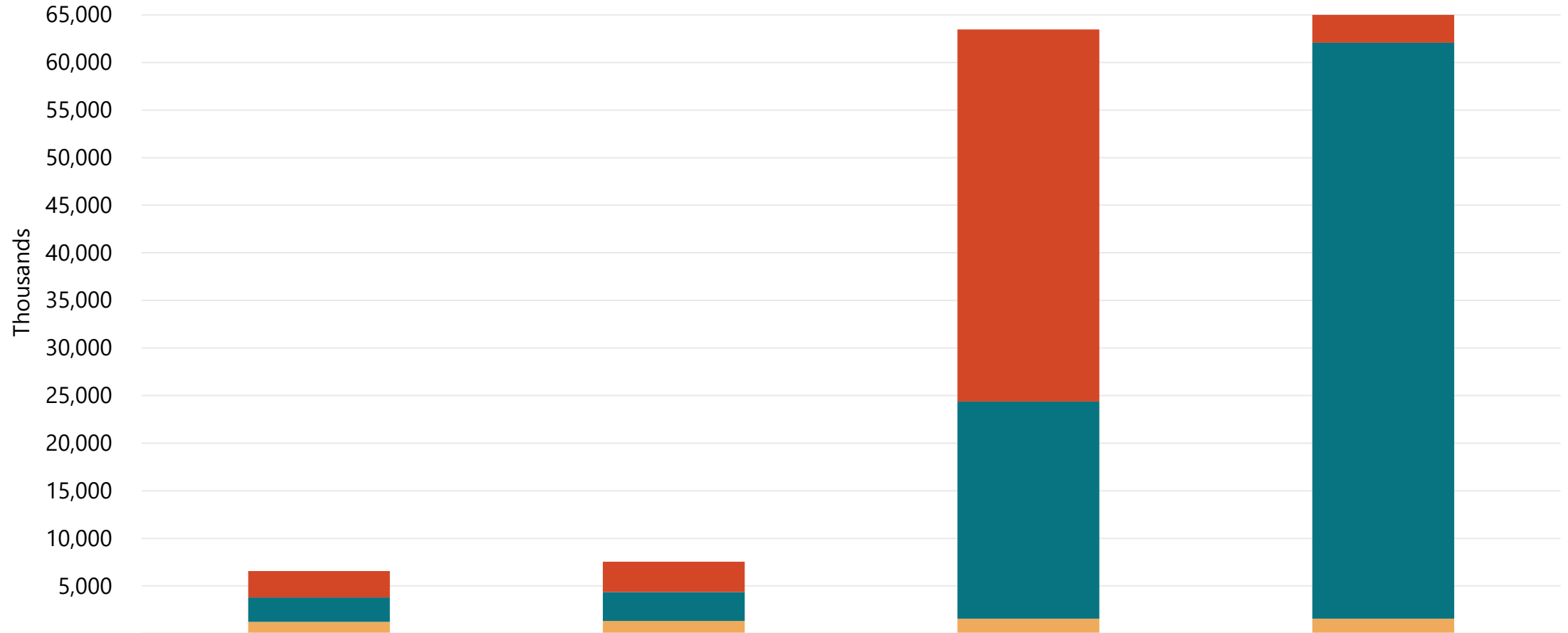
Description	2019-21 Base Budget	Increase / (Decrease)	2021-23 Executive Recomm.	Senate Increase / (Decrease)	2021-23 Senate Budget
Salaries and Wages	\$3,194,905	\$467,487	\$3,662,392	(\$16,557)	\$3,645,835
Operating Expenses	3,261,359	(24,770)	3,236,589		3,236,589
Capital Assets	1,083,843	(457,715)	626,128		626,128
Grants	0	0	0		0
Tobacco Prevention & Control	0	0	0		0
WIC Food Payments	0	0	0		0
Statewide Health Strategies	0	0	0		0
COVID-19	0	55,947,888	55,947,888	2,970,234	58,918,122
Total By Line Item	\$7,540,107	\$55,932,890	\$63,472,997	\$2,953,677	\$66,426,674
General Fund	\$3,177,320	\$35,929,796	\$39,107,116	(\$34,769,283)	\$4,337,833
Federal Funds	3,034,168	19,759,879	22,794,047	37,723,661	60,517,708
Special Funds	1,328,619	243,215	1,571,834	(701)	1,571,133
Total By Fund	\$7,540,107	\$55,932,890	\$63,472,997	\$2,953,677	\$66,426,674
FTE	18.00	7.50	25.50	(4.00)	21.50

OVERVIEW OF BUDGET CHANGES



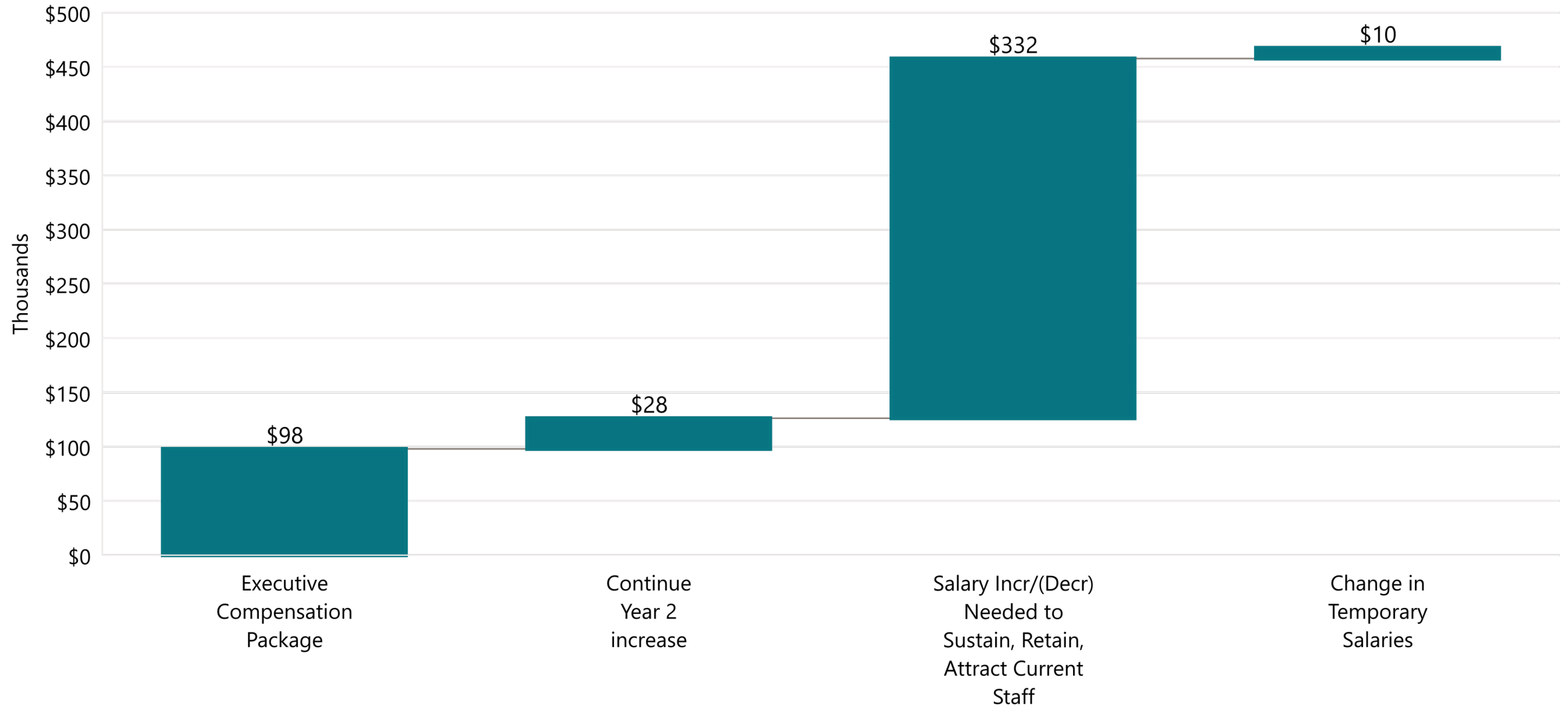
Salaries and Wages	2,828,002	3,194,905	3,662,392	3,645,835
Operating Expenses	3,009,465	3,261,359	3,236,589	3,236,589
Capital Assets	720,073	1,083,843	626,128	626,128
COVID-19	0	0	55,947,888	58,918,122
FTE	18.00	18.00	25.50	21.50

OVERVIEW OF FUNDING CHANGES

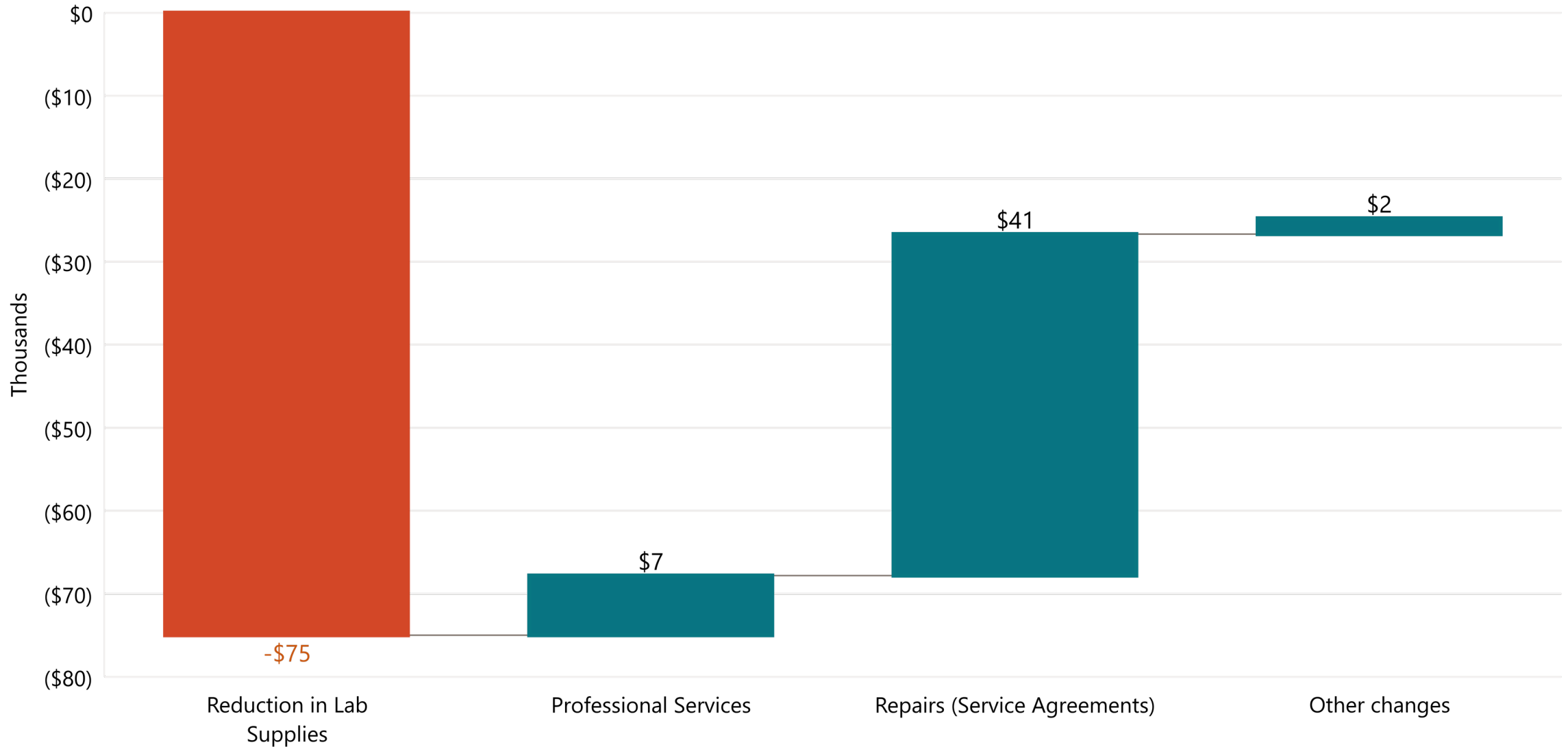


	2017-2019 Biennium Expenditures	2019-2021 Base Budget	2021-2023 Executive Recommendation	2021-2023 Senate Budget
General Fund	2,757,092	3,177,320	39,107,116	4,337,883
Federal Funds	2,577,755	3,034,168	22,794,047	60,517,708
Special Funds	1,222,693	1,328,619	1,571,834	1,571,133

MAJOR SALARY & WAGE DIFFERENCES – Net Increase \$467,487



MAJOR OPERATING DIFFERENCES – Net Decrease \$24,770



CAPITAL ASSETS

Description	2021-23 Executive Budget	2021-23 General Fund	2021-23 Federal Funds	2021-23 Special Funds
Lab Addition Bond Payment (Other Capital Payments)	144,628	107,117	37,511	
State Lab Building - Extraordinary Repairs				
Install new flooring (South Building)	30,000	30,000		
Repair drywall and paint	15,000	650		14,350
Remodel laboratory 305	10,000			10,000
Remodel laboratory 505	5,500			5,500
Connect additional laboratories to the generator	15,000			15,000
Upgrade intercom system	12,000			12,000
Repair driveway and parking lot	25,000			25,000
Upgrade generator transfer switch	15,000			15,000
New garage door	5,000			5,000
Repair cement in front of doors	4,000			4,000
Total State Lab Building - Extraordinary Repairs	\$ 136,500	\$ 30,650	\$ -	\$ 105,850
Equipment > \$5,000				
Time-Resolved Fluorescence (TRF) Analyzer	50,000			50,000
Becton Dickinson Bactec Midget	95,000			95,000
Robotics System	200,000			200,000
Total Equipment > \$5,000	\$ 345,000	\$ -	\$ -	\$ 345,000
Total Capital Assets	\$ 626,128	\$ 137,767	\$ 37,511	\$ 450,850

SENATE CHANGES

<i>Description</i>	<i>General Fund</i>	<i>Federal Funds</i>	<i>Special Funds</i>	<i>Total</i>
Executive Budget Recommendation	\$39,107,116	\$22,794,047	\$1,571,834	\$63,472,997
Senate Changes				
Change to the Executive Compensation Package	(\$13,437)	(\$8,134)	(\$701)	(\$22,272)
Change in COVID-19 Executive Recommendation	(\$34,755,846)	\$34,755,846		\$0
Add authority for additional COVID work		\$2,975,949		\$2,975,949
Senate Budget	\$4,337,833	\$60,517,708	\$1,571,133	\$66,426,674

THANK YOU

Brenda M. Weisz, CPA | CFO | bmweisz@nd.gov | 328-4542

**North Dakota Department of Health
Laboratory Services
21-23 Executive Budget**

Professional Services

Description	2019-21 Base Budget	Increase / (Decrease)	2021-23 Executive Budget	2021-23 General Fund	2021-23 Federal Funds	2021-23 Special Funds
Legal Fees - Attorney General	14,000	1,000	15,000	9,000		6,000
Medical Consultant (Clinical Laboratory Improvement Amendment (CLIA) Director)	28,000	4,000	32,000	19,200		12,800
Lab Proficiency Testing	23,000	2,000	25,000	15,000		10,000
Association of Public Health Laboratories	1,800	200	2,000	1,200		800
		-	-			
Total Professional Services	\$ 66,800	\$ 7,200	\$ 74,000	\$ 44,400	-	\$ 29,600

**North Dakota Department of Health
Laboratory Services
21-23 Executive Budget**

	2017-19 Actual Expenditures	2019-21 Leg. Base Budget	Executive + (-) Difference	2021-23 Executive Budget	2021-23 Senate Changes	2021-23 Senate Budget
SALARIES AND WAGES						
FTE EMPLOYEES (Number)	18.00	18.00	7.50	25.50	(4.00)	21.50
511 Salaries	1,829,973	1,907,989	366,048	2,274,037	0	2,274,037
513/514 Temporary, Overtime	101,800	193,400	9,666	203,066	0	203,066
516 Benefits	896,229	1,093,516	91,773	1,185,289	(16,557)	1,168,732
TOTAL	2,828,002	3,194,905	467,487	3,662,392	(16,557)	3,645,835
General Fund	1,218,938	1,540,506	200,049	1,740,555	(7,722)	1,732,833
Federal Funds	1,410,920	1,501,357	262,376	1,763,733	(8,134)	1,755,599
Special Funds	198,144	153,042	5,062	158,104	(701)	157,403
OPERATING EXPENSES						
521 Travel	27,372	32,300	0	32,300	0	32,300
531 IT - Software/Supp.	84,847	87,944	16,153	104,097	0	104,097
532 Professional Supplies & Materials	6,563	7,275	0	7,275	0	7,275
533 Food & Clothing	88	187	0	187	0	187
534 Buildings/Vehicle Maintenance Supplies	61,151	39,316	0	39,316	0	39,316
535 Miscellaneous Supplies	7,722	7,082	0	7,082	0	7,082
536 Office Supplies	10,682	10,838	0	10,838	0	10,838
541 Postage	35,947	30,997	0	30,997	0	30,997
542 Printing	329	3,500	0	3,500	0	3,500
551 IT Equip Under \$5000	2,164	29,075	(7,025)	22,050	0	22,050
552 Other Equip Under \$5000	3,399	4,350	1,950	6,300	0	6,300
553 Office Equip Under \$5000	10,329	2,350	(2,350)	0	0	0
561 Utilities	221,394	259,320	0	259,320	0	259,320
571 Insurance	0	0	0	0	0	0
581 Lease/Rentals - Equipment	18,169	41,748	0	41,748	0	41,748
582 Lease \Rentals-- Buildings./Land	0	2,000	0	2,000	0	2,000
591 Repairs	667,948	720,136	41,124	761,260	0	761,260
601 IT-Data Processing	42,485	75,721	(6,822)	68,899	0	68,899
602 IT-Telephone	19,036	20,620	0	20,620	0	20,620
603 IT - Contractual Services	0	0	0	0	0	0
611 Professional Development	7,565	11,554	0	11,554	0	11,554
621 Operating Fees & Services	71,486	38,192	0	38,192	0	38,192
623 Professional Services	51,094	66,800	7,200	74,000	0	74,000
625 Medical, Dental, and Optical	1,659,695	1,770,054	(75,000)	1,695,054	0	1,695,054
TOTAL	3,009,465	3,261,359	(24,770)	3,236,589	0	3,236,589
General Fund	1,318,217	1,358,764	(102,086)	1,256,678	0	1,256,678
Federal Funds	723,333	994,027	23,004	1,017,031	0	1,017,031
Special Funds	967,915	908,568	54,312	962,880	0	962,880
CAPITAL ASSETS						
683 Other Capital Payments	192,846	286,184	(141,556)	144,628	0	144,628
684 Extraordinary Repairs	15,129	127,659	8,841	136,500	0	136,500
691 Equipment >\$5000	294,901	670,000	(325,000)	345,000	0	345,000
693 IT Equip >\$5000	217,197	0	0	0	0	0
TOTAL	720,073	1,083,843	(457,715)	626,128	0	626,128
General Fund	219,937	278,050	(140,283)	137,767	0	137,767
Federal Funds	443,502	538,784	(501,273)	37,511	0	37,511
Special Funds	56,634	267,009	183,841	450,850	0	450,850
SPECIAL LINES						
-79 COVID 19	0	0	55,947,888	55,947,888	2,970,234	58,918,122
TOTAL	0	0	55,947,888	55,947,888	2,970,234	58,918,122
General Fund	0	0	35,972,116	35,972,116	(34,761,561)	1,210,555
Federal Funds	0	0	19,975,772	19,975,772	37,731,795	57,707,567
Special Funds	0	0	0	0	0	0
TOTAL	6,557,540	7,540,107	55,932,890	63,472,997	2,953,677	66,426,674
General Fund	2,757,092	3,177,320	35,929,796	39,107,116	(34,769,283)	4,337,833
Federal Funds	2,577,755	3,034,168	19,759,879	22,794,047	37,723,661	60,517,708
Special Funds	1,222,693	1,328,619	243,215	1,571,834	(701)	1,571,133