


FACILITIES

The North Dakota State Penitentiary (NDSP) is the maximum custody prison housing male residents. The facility is comprised of seven housing units split in three categories to include specialized, general, and preferred housing units.

Pre-COVID capacity: 781; **COVID** capacity: 650



Individuals received, assessed and provided orientation from July 1, 2019 – October 31, 2020


1,698

Average daily resident population at NDSF from July 2019 – October 2020

698

The James River Correctional Center (JRCC) is the medium security prison housing males. JRCC is located adjacent to the North Dakota State Hospital (NDSH) in Jamestown. In July 2019, JRCC assumed operations of the former Men's Tompkins Program building from NDSH. This building is now called the James River Minimum Unit (JRMU). In addition to the general housing units, JRCC operates the Special Assistance Unit (SAU).

Pre-COVID capacity: 497; **COVID** capacity: 419



Average daily resident population at JRCC from July 2019 – March 2020


491

Average daily resident population at JRCC in response to COVID-19

419

Transitional Facilities oversees all minimum custody housing facilities for the state's resident population. This includes the operation of the Missouri River Correctional Center (MRCC), a minimum custody prison in Bismarck, the oversight of all contracted transitional facilities across the state, and the Office of Facility Inspections.

Pre-COVID MRCC capacity: 187; **COVID** MRCC capacity: 108



Individuals admitted to MRCC from July 1, 2019 - November 30, 2020

654


Average daily resident population at MRCC from July 2019 - October 2020

152

WOMEN'S SERVICES

Dakota Women's Correctional Rehabilitation Center (DWCRC) is a 131-bed contracted women's prison located in New England consisting of a 70-bed minimum unit, a 45-bed medium unit, a 16-bed orientation unit, and a 5-bed Special Management Unit (high security unit). In addition to housing women at DWCRC, the DOCR contracts with transitional facilities across the state to house and provide programming to minimum-security women.

Pre-COVID DWCRC capacity: 131



The number of women residents received as new arrivals for fiscal year 2019

301

Avg. daily overall population in 2019 vs. 2020

207 | 196

The number of women residents received as new arrivals for fiscal year 2020

236

Avg. daily DWCRC population in 2019 vs. 2020

123 | 108

The number of women residents on June 30, 2020

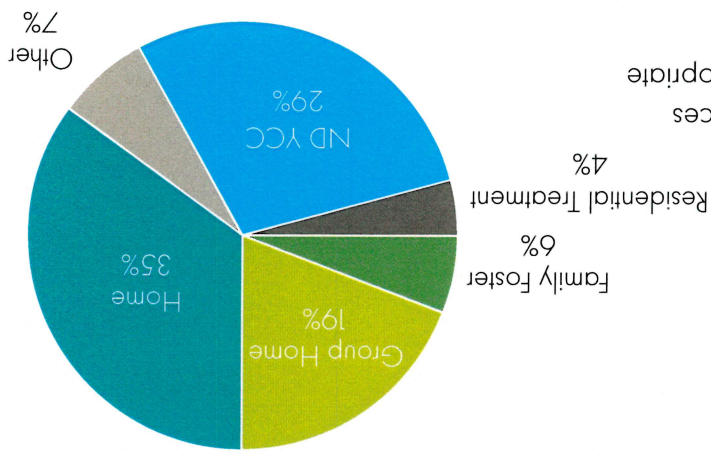
127

DIVISION OF JUVENILE SERVICES

During the first year of this biennium, over **800** individual youth received supervision and services.

Currently, **71%** of youth are served in a level of care other than the Youth Correctional Center (YCC).

An analysis of risk and need guides distribution of resources and services. Following a thorough assessment, the appropriate placement setting is determined.



844 Youth Supported Annually*

Agency Custodial Services

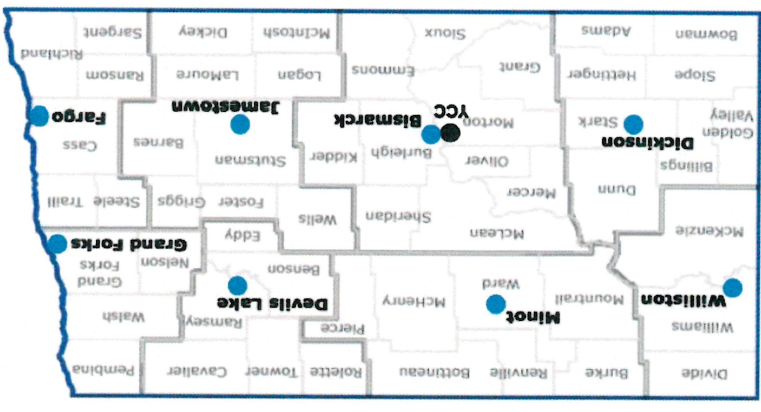
- 215 Committed Youth

Community Therapeutic Services

- 120 Day Treatment
- 124 Number of Youth for Intensive In-Home*
- 460 Family Members Impacted by Service*

* Data reflects July 1, 2019 - June 30, 2020. Family therapy includes the whole family receiving the service.

The Division of Juvenile Services operates eight regional offices and one Youth Correctional Center.



- 298 Compact Transactions

Interstate Compact

- 82 Detention Placements
- 5 BOP/Tribal Placements

Non-Custodial Services (YCC)

CENTRAL OFFICE

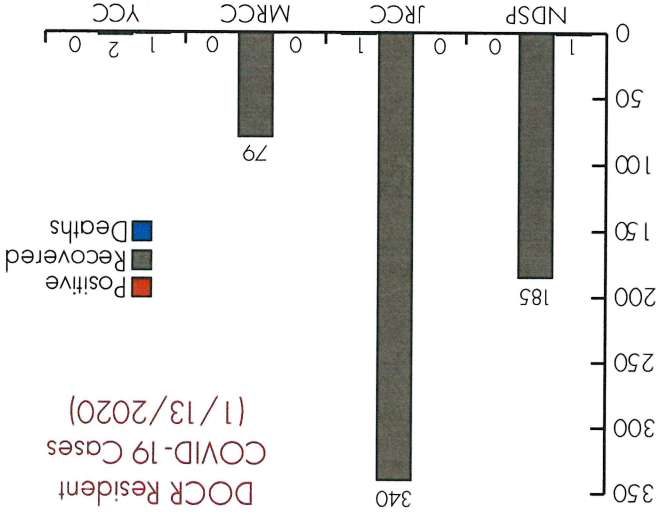
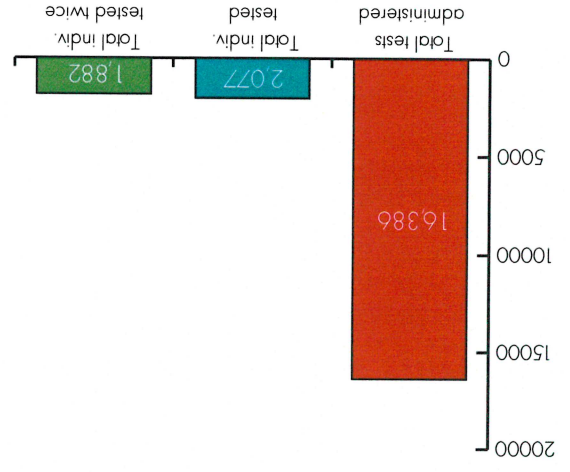
The DOCR medical divisions deliver a constitutional standard of healthcare to individuals sentenced to all five facilities and the structure consists of a Physician (State Correctional Health Authority), Medical Director, Physician Assistants, a Clinical Nurse Specialist, nurses, Certified Medical Assistants, a Dentist, and a centralized pharmacy for all facilities including DWCRC and the Burlingame Morton Detention Center.

ND State Penitentiary

- Primary Care
 - Nursing Care
 - Dental Care
 - Psychiatric Care
 - Medication
- Missouri River Correctional Center**
- Assisted Treatment

- Primary Care
 - Nursing Care
 - Dental Care
 - Psychiatric Care
 - Medication
- James River Correctional Center**
- Assisted Treatment
 - Primary Care
 - Nursing Care
 - Dental Care
 - Psychiatric Care
 - Primary Care
 - Nursing Care
 - Dental Care
 - Psychiatric Care
 - Medication

COVID-19 Analysis of Resident Testing of all DOCR facilities May 1, 2020 - December 31, 2020



Total number of residents treated for Hepatitis C 2019 - November 2020

53

Total number of residents treated with Methadone 2019 - November 2020

53

*This covers all facilities

	NDSP	MRCC	JRCC
Doctor Visits 2019	4,402	1,759	2,637
Doctor Visits 2020	3,975	543	2,094
Dental Visits 2019	2,111*		
Dental Visits 2020	1,288*		
Psych Visits 2019	1,214	178	889
Psych Visits 2020	2,040	95	895
Nurse Visits 2019	11,138	1,172	6,548
Nurse Visits 2020	11,979	1,056	6,926
Prescription Fills Total 2019	51,914*		
Prescription Fills Total 2020	39,033*		

DOCRC Resident COVID-19 Cases (1/13/2020)

CENTRAL OFFICE

Staff Development exists to provide training services to staff at North Dakota State Penitentiary, James River Correctional Center, Missouri River Correctional Center, and administration at Central Office.



Provides up to 40 hours of orientation training, 50-160 hours of pre-service training and 16-75 hours of annual in-service training



National Institute of Corrections:

2020 - 302 users
4,177,30 hours

PeopleSoft:

2020 - 583 users
19,553,95 hours



All hours required for uniformed staff to instruct off shift is overtime. 2019-2020 = 2,716.05 hours. As of December 2020, it has passed 2019's hours by 507 hours.

During 2019 and 2020 the DOCR has provided training to 262 new employees

Core Correctional Practices exists to provide training, assessment, and coaching services to staff at the North Dakota State Penitentiary, James River Correctional Center, Missouri River Correctional Center, Dakota Women's Correctional and Rehabilitation Center, Parole and Probation, six DOCR contracted facilities, and the Department of Juvenile Services.

Effective Practices in Community Supervision (EPICS) is a program developed by the University of Cincinnati Corrections Institute and implemented in 2018. The purpose of the EPICS model is to teach probation and parole officers and institutional case managers how to apply the principles of effective intervention (and core correctional practices specifically, including relationship skills) to supervision practices. The DOCR trained 155 staff in the model and 9 staff as train the trainers. The initial training is 24-hours in classroom training with five months of follow up observations and 2-hour coaching sessions each month. The train the trainers have 40-hours of in classroom training, 24-hour training of staff and five months of follow up observations, including providing individual feedback and five 2-hour coaching sessions. Ongoing, there is 2-hour quarterly trainings for staff and supervisors.

Corrections Program Checklist: The Evidence-Based Correctional Program Checklist (CPC) is a tool developed by the University of Cincinnati Corrections Institute for assessing correctional intervention programs. The CPC is designed to evaluate the extent to which correctional intervention programs adhere to evidence-based practices including the principles of effective intervention. Four facilities were assessed.

The Human Resources Division is responsible for oversight, development, and management of human resources activities within the DOCR. As of November 2020, there were 899,79 authorized fulltime equivalent positions and 124 employees in temporary positions, many working full-time hours. HR hired 239 new employees in 2019 and 236 in 2020.





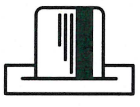
TURNOVER:

From January 2019 through November 2020, **8.9%** of all DOCR turnover was due to retirement. During that same timeframe, **26.3%** of all DOCR turnover was due to employees leaving for other employment, with an additional **24.9%** resigning without providing a clear reason. Turnover rates for front-line security positions average **more than 30%**, with Security Officers at **62.5%** for 2020. The DOCR competes with regional jails and other law enforcement agencies and **more than 26%** of DOCR turnover in 2020 was due to employees accepting other employment. Registered Nurse, Licensed Practical Nurse, and Direct Care Associate classifications was **43.8%** for 2020, with Direct Care Associates, which are relatively low paid health care jobs, at **80% turnover**.

Recidivism: Our new public dashboard, built with Recidiviz, designed to answer basic questions that citizens might have about the North Dakota corrections system and provide state-level data and insights to the public. The data includes sentencing, prison, probation, parole, and racial disparities. Visit the dashboard at dashboard.docr.nd.gov/us_nd/overview.

CENTRAL OFFICE

Fiscal Services provides warehousing, purchasing, grants and contracts, accounts payable and accounts receivable, fixed assets, and resident account services for the entire DOCR.

-  **300** contracts at any given time
-  **\$20M** managed in grant funds
-  **>1,500** resident accounts managed and oversee 7,500 active supervision fee accounts
-  **\$6M** per biennium billed to offenders, averaging 30% collection rate
-  **150** state purchasing cards averaging \$600,000 each month

The I.T. Division provides state-wide support for day-to-day tasking in supporting the operational readiness of numerous systems. The I.T. Division's wide scope of responsibility encompasses everything from supporting state license plate printing to health care systems. The I.T. Division provides Help Desk Support and Troubleshooting and equipment installation and repair, among many other services.

3,400
 Help Desk Support
 Tickets per year

1,800
 LRUs (Line Replacement Units) provided with equipment asset management

800
 security cameras maintained and managed

The Physical Plant Services Division is responsible to provide a safe and secure living environment for all of the individuals that have been committed into any one of the four state-funded facilities. The maintenance staff also supervise resident workers daily to assist in building maintenance, laundry operations, grounds care, small remodeling projects, and heating plant operations. This program provides the worker the opportunity to learn a trade or to spark an interest into what they would like to do for a living after their release.

Building	Year built	Sq. Ft.	Building	Year built	Sq. Ft.	Building	Year built	Sq. Ft.	Building	Year built	Sq. Ft.
Education	1990	8,200	Lift Station	1952	300	Dorm Building	1991	22,250	Carpenier/Elec.	1964	4,000
DOCR Building	2012	25,510	Building A	1982	34,000	Carpenier/ICAP	1940	1,280	Centennial Hall	1988	9,800
Power Plant	1982	16,554	Building B	1982	16,000	Water Works/Rump House	1974	480	Chapel Building	1964	4,872
Chiller Building	1982	1,974	Building C	1982	6,000	Treatment/Couns.	1982	3,075	Gym/Swimming Pool	1999	20,314
Warehouse	2012	15,300	Building (R1)	1982	9,600	Kitchen/Dining	1982	4,808	Heating Plant	1922	10,338
MTU Building	1981	11,000	Dairy Barn	1928	14,400	Maint. Shop	1942	4,000	Hickory Cottage	1955	17,820
Visitation	1987	1,680	JRCC			R1 Welding/Spray	1962	1,280	Main./Motorpool	1957	4,620
Laundry/Storage	1990	2,880	Administration	1966	41,380	Managers Garage	1943	500	Maple Cottage	1952	7,392
Food Service	1990	23,000	ET Housing	1936	87,530	Weight Rm./Welding	1975	2,400	Pine Cottage	2001	13,905
West Cell House	1960	43,000	Amusement Hall	1924	15,210	Library	1940	648	Root Cellar	1926	8,576
South Unit	1987	13,752	Inmate Dining Rm.	1925	29,700	Welding Storage	1962	225	Supernat. House/DJS	1980	2,800
North Unit	1987	41,840	Kitchen	1966	24,250	Vo-ed Auto	1969	2,400	Ice House	1,925	1,484
Mandon St./Dairy Barn	1926	15,000	Laundry	1938	19,600	R1 Repair Shop	1984	1,280			
Veh. Mach. Stor.	1926	4,000	Forensic (SAU)	1979	27,890	R1 Metal Works	1998	19,00			
N. Trn. Gen. Seg.	2012	158,779	Inside Maint. Shop	1999	2,000	Managers Stor.	1991	12,835			
ns/Training	1990	25,000	R1	1999	11,250	Transitional Hous.	2015	5,400			
Administration	1956	37,330	Outside Maint. Shop	1915	14,210	Tms. Hous. Day Rm.	2015	1,440			
Recreation Bldg.	1990	9,720	General Store	1987	27,100	JRCC					
Lnry/Shower/Mech	1987	9,616	Front Gate	2000	1,092	Admin./School	1961	30,827			
South Tower	2012	434	JRMU	1956	26,000	Building Trades	1981	17,200			
East Tower	1983	400	Edu. (programs bld)	2005	3,080	Brown Cottage	1963	6,507			

ROUGH RIDER INDUSTRIES

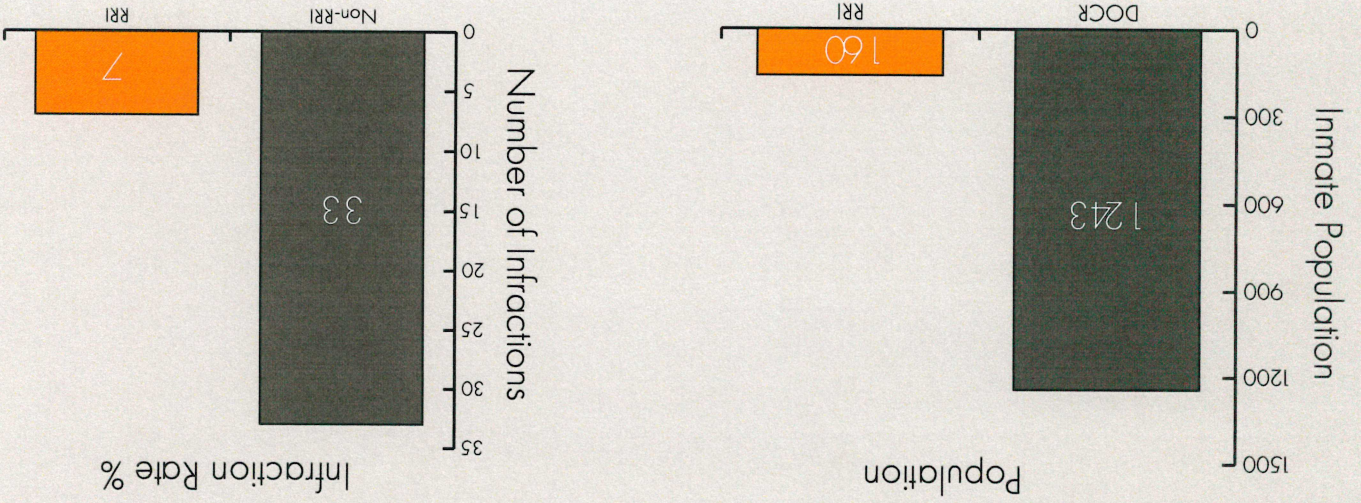
Rough Rider Industries' (RRI) program objective is to provide adults in custody the opportunity to develop work skills that increase their chances of obtaining meaningful employment upon reentry. RRI provides training and learning opportunities in a variety of skill sets and trades, while utilizing the latest manufacturing technologies and production equipment. Manufacturing Industries at RRI include furniture, seating, upholstery, CAD and graphic design, signs, license plates, laser cutting and engraving, metal fabrication, sandblasting, wet or powder paint, sewing and garment, plastic bags, welding, sandbagging, livestock care, and commissary.

13%

The total resident population employed at DOCR facilities. Compares favorably to the national average of **7.9%** of residents employed in correctional industrial programs.

7%

The total percentage of those enrolled in the RRI program who commit some type of rules violation compared to **33%** of non-RRI residents.




Examples of RRI products



Masks




Floor graphics



Vaccine carrier

PAROLE AND PROBATION SERVICES

Parole and Probation Services provides supervision for people on parole, supervised probation, community placement, community civil commitment, and pretrial in the community. Officers and support staff are trained to use Core Correctional Practices that research has shown to positively change people's behavior and lead to a reduction in recidivism. Parole and Probation Officers are sworn peace officers with law enforcement responsibilities and skills to enforce the terms of supervision and uphold the law.



6,613 individuals
4,856 men
1,757 women

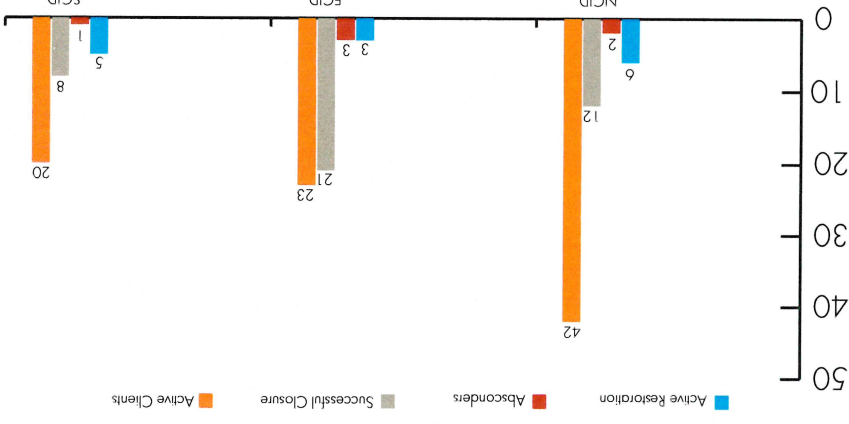
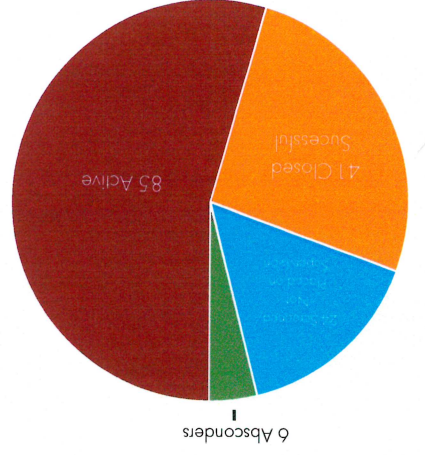
81 individuals daily on GPS

66 individuals daily with SCRAM

Completed 149 Pre-Sentence Investigations in 2019-2020

* data as of 12/31/20

- Collaborated with the Division of Juvenile Services community supervision staff to supervise Emerging Adults (18-24 year-olds) in the Fargo and Grand Forks Districts in an effort to capitalize on the knowledge and experience of DJV staff, improve outcomes for that demographic and reduce caseload sizes.
- Planned and successfully launched Pretrial Services pilot sites on July 1, 2020 in the North Central Judicial District, South Central Judicial District, and the East Central Judicial District.



*The clients "under active revocation" have not missed a court date yet, but have failed to comply with a contact standard. "Absconders" are also in "active revocation" so some defendants occupy both categories. Data as of 12/02/2020.

ADMINISTRATIVE SERVICES

This work unit provides administration for several statewide programs. The Interstate Compact for Adult Offenders manages individuals on supervision who wish to relocate to another state. The Crime Victims Compensation (CVC) Program assists eligible crime victims with payment of medical and death benefits of up to \$25,000. The Federal Victim of Crime Act (VOCA) and State Crime Victim Assistance (CVA) grants are distributed to sub-recipients throughout the state to assist crime victims with needed services. This work unit also provides management of the DOCR's Case Planning Committee, which is responsible to create initial case plans for new arrival residents.

CVC & Grants FY 18/19 FY 19/20 Interstate Compact

Avg. monthly incoming (to ND) case load	2019: 608	2020: 534
Avg. monthly outgoing (to ND) case load	2019: 608	2020: 534

	FY 18/19	FY 19/20
Number of applications for Crime Victims' Compensation	462	380
Average amount paid to victims per case	\$551	\$761
Number of Federal VOCA pass through grants	43	54
Average Federal VOCA grant sub-award	\$80,256	\$114,355

TRANSITIONAL PLANNING SERVICES

Transitional Planning Services (TPS) provides administrative support for Parole Board and the Pardon Advisory Board, develops Sentencing Reports based on Levels of Service Inventory-Revised, handles male classification, prison discharge coordination, mental health release and integration planning, and victim services, is the central coordination of all resident transportation, and provides legal records. TPS has been able to provide support planning for implementation of revised or new correctional programs, policies, and services and has effective and consistent management of parole and probation violations.

- Completed approximately 1,100 sentencing reports
- Conducted over 1,101 initial classifications and development of case plans
- Coordinate discharge of over 1,800 residents
- Prepared over 1,983 cases for action by the Parole Board and execute the board's actions
- Approximately 9 out of 10 residents discharged receive some transition services through a transitional facility or parole and probation supervision. Over 950 parole plans were sent out to parole officers for investigation.
- Assisted in developing interventions for over 1,900 instances where people committed violations of parole or probation
- Transported over 2,200 residents annually throughout ND and the United States
- The North Dakota Parole Board is paroling approximately 80% of the cases reviewed by the board. Parolees are successfully completing their period of parole supervision at a rate of approximately 76%.

EDUCATION DEPARTMENT

This division exists to provide educational services to residents at the North Dakota State Penitentiary, James River Correctional Center, Missouri River Correctional Center, and the Youth Correctional Center. All facilities are accredited Adult Learning Centers, GED Testing Sites, and the ND Youth Correctional Center is a fully accredited Middle and High School through Cognia and the Department of Public Instruction.

Post-secondary services through **Ashland University** and added industrial certifications in:

- ServSafe
- Flagler
- OSHA-10



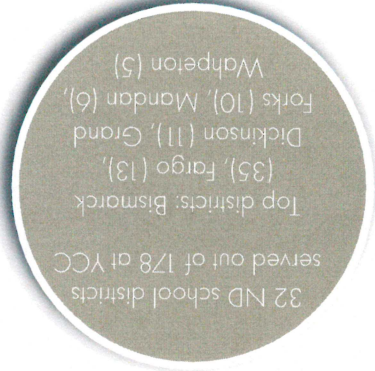
Mandated Programming: GED, Adult Basic Education, and High School Diploma Earners

GED graduates at RRCC, MRCC, NDSP	211	Adult Students served seeking a HS diploma or GED	1,103	GED graduates at DWCRRC	24	GED graduates deemed college ready	24	Exams earned college credit	5	Total HS credits earned for juveniles	516.75
GED graduates at RRCC, MRCC, NDSP	2	HS diplomas for adults	18	GED graduates	11	GED diplomas for juveniles	18	HS diplomas for adults	2	HS diplomas for juveniles	18

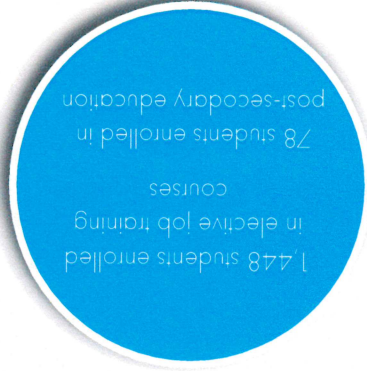
Special Education & Accommodations



Specialty Statistics



Division of Adult Services



Library



BEHAVIORAL HEALTH

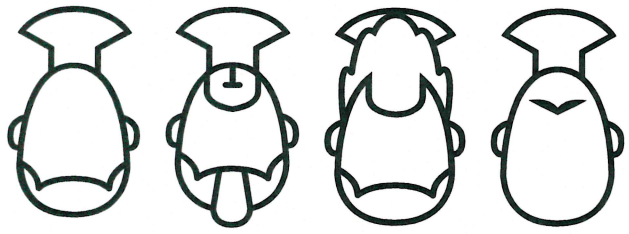
The purpose of the Behavioral Health Department is to provide comprehensive mental health and substance use disorder services to incarcerated persons and those participating in community supervision. Staff provide assessment services, group and individual therapy, and crisis support with the goal of helping people create positive change and build healthy, prosocial lives.

*All data as of 12/4/2020

FREE THROUGH
Recovery

Community-Based Behavioral Health Services:
Free Through Recovery

956 current participants • 40 different provider agencies
More than 2,800 unique participants since Feb. 1, 2018
68.3% met at least 3 out of 4 positive outcomes
72% assessed as posing a moderate-high or high risk for recidivism
45% report co-occurring mental health and substance use disorders
44% report a substance use disorder
10% report a mental health concern



Facility-Based Behavioral Health Services:
Men

85% in prison referred for substance use disorder treatment
24% in prison have a serious mental health diagnosis
554 completed substance use treatment
567 completed Thinking for a Change
76 completed Conflict Resolution Program
38 completed Sex Offender Treatment
125 completed domestic violence offender treatment

The behavioral health team completed 1,876 crisis assessments with men who expressed risk for suicide, displayed concerning mental health symptoms, or expressed risk for violence



Facility-Based Behavioral Health Services:
Women

95% admitted to DWCRC referred for substance use disorder treatment
47% admitted to DWCRC have a serious mental illness diagnosis
129 completed substance use treatment
42 completed Thinking for a Change in 2020