



ACCESS. INNOVATION. EXCELLENCE.

House Appropriations Education and Environment Division

David Krebsbach

January 18, 2023

600 E Boulevard Department 215
Bismarck, North Dakota 58505-0230
Website: www.ndus.edu

TABLE OF CONTENTS

SCHEDULES

NDUS Enrollment by Institution.....	1-10
Top Five Majors by Institution.....	11
CTE Program Faculty to Student Ratios.....	12
Faculty to Staff counts by Institution.....	13
Tuition and Other Fund Compensation Package Estimated Expenditures.....	14-15
HB1040 Fiscal Note by Institution.....	16
NDUS Outstanding Bond Indebtedness Summary.....	17
Public Service Definition and Institution Examples.....	18
Institution fees charged to students (online/face-to-face).....	18

Table 5
**Trending Headcount, Full Time Enrolled, and FTE of Degree Credit Students
 Fall 2022**

Institution	2018			2019			2020			2021			2022		
	HC	FT	FTE	HC	FT	FTE	HC	FT	FTE	HC	FT	FTE	HC	FT	FTE
BSC	3,778	2,040	2,611	3,739	2,033	2,598	3,716	1,955	2,558	3,549	1,826	2,390	3,771	1,821	2,466
DCB	996	395	590	1,006	390	596	1,060	312	552	1,162	351	615	1,080	297	550
LRSC	2,072	538	1,005	1,982	515	974	1,771	468	867	1,621	422	791	1,679	416	797
NDSCS	2,957	1,589	2,126	2,977	1,522	2,076	2,829	1,485	2,020	2,802	1,475	2,029	2,942	1,514	2,064
WSC	1,124	645	806	1,132	626	783	959	573	703	908	565	668	924	514	646
Sub Total	10,927	5,207	7,138	10,836	5,086	7,028	10,335	4,793	6,701	10,042	4,639	6,493	10,396	4,562	6,524
DSU	1,392	902	1,090	1,350	929	1,093	1,441	967	1,147	1,415	990	1,154	1,473	985	1,155
MaSU	1,184	613	817	1,212	591	801	1,168	607	801	1,172	622	815	1,123	603	784
MISU	3,189	2,093	2,483	3,121	2,026	2,399	2,920	1,948	2,273	2,836	1,961	2,242	2,777	1,882	2,167
VCSU	1,547	872	1,096	1,665	909	1,164	1,676	899	1,160	1,686	826	1,090	1,658	828	1,073
Sub Total	7,312	4,480	5,487	7,348	4,455	5,458	7,205	4,421	5,381	7,109	4,399	5,300	7,031	4,298	5,179
NDSU	13,796	11,269	12,394	13,173	10,659	11,704	12,846	10,347	11,252	12,461	10,026	10,861	12,242	9,909	10,701
UND	13,847	9,935	11,585	13,581	9,324	11,164	13,615	8,918	10,933	13,772	8,795	10,842	13,876	8,795	10,760
Sub Total	27,643	21,204	23,979	26,754	19,983	22,868	26,461	19,265	22,186	26,233	18,821	21,703	26,118	18,686	21,461
NDUS Total	45,882	30,891	36,603	44,938	29,524	35,353	44,001	28,479	34,268	43,384	27,859	33,496	43,545	27,546	33,164

Table 6
Degree Credit Headcount by Delivery Method
 Fall 2022

Institution	Face to Face		Hyflex/ Hybrid/ Blended ¹⁶	Distance Education ⁷	Institution Total
	On Campus	Off Campus ²²			
BSC	1,575	887	473	2,183	3,771
DCB	219	173	98	817	1,080
LRSC	279	682		964	1,679
NDSCS	1,359	1,355	771	851	2,942
WSC	507	116	212	652	924
Subtotal	3,939	3,213	1,554	5,467	10,396
DSU	906	199	51	937	1,473
MaSU	479	81		725	1,123
MiSU	1,813	332	194	1,730	2,777
VCSU	708	543	141	876	1,658
Subtotal	3,906	1,155	386	4,268	7,031
NDSU	11,151	758	1,515	6,014	12,242
UND	8,457	266	3,041	9,444	13,876
Subtotal	19,608	1,024	4,556	15,458	26,118
NDUS Total	27,453	5,392	6,496	25,193	43,545
Percentage	63%	12%	15%	58%	100%

Method Note: Report NDUH2SRO is used in reporting as it includes ONLY degree credit coursework. Report NDUH2SRZ includes non-credit coursework, and thus is not used.

Students enrolled in multiple courses may be counted in more than one delivery method column. Thus the sum of individual column percentages will be greater than 100%

Table 7
Degree Credit Headcount by Distance Education Delivery
 Fall 2022

Institution	Independent Study ¹⁷	E-Learning ⁹			Institution Total Duplicated	Institution Total Unduplicated
		Online Synchronous ²⁴	Online Asynchronous ²³	Interactive Video ¹⁸		
BSC	1	34	2,019	177	2,231	2,183
DCB	1		675	253	929	817
LRSC			920	97	1,017	964
NDSCS		37	796	60	893	851
WSC			643	23	666	652
Subtotal	2	71	5,053	610	5,736	5,467
DSU		228	856	28	1,112	937
MaSU	12	48	690	60	810	725
MiSU	27	331	1,616	14	1,988	1,730
VCSU	2		875		877	876
Subtotal	41	607	4,037	102	4,787	4,268
NDSU	180	605	5,628		6,413	6,014
UND	272	1,365	8,460		10,097	9,444
Subtotal	452	1,970	14,088		16,510	15,458
NDUS Total	495	2,648	23,178	712	27,033	25,193

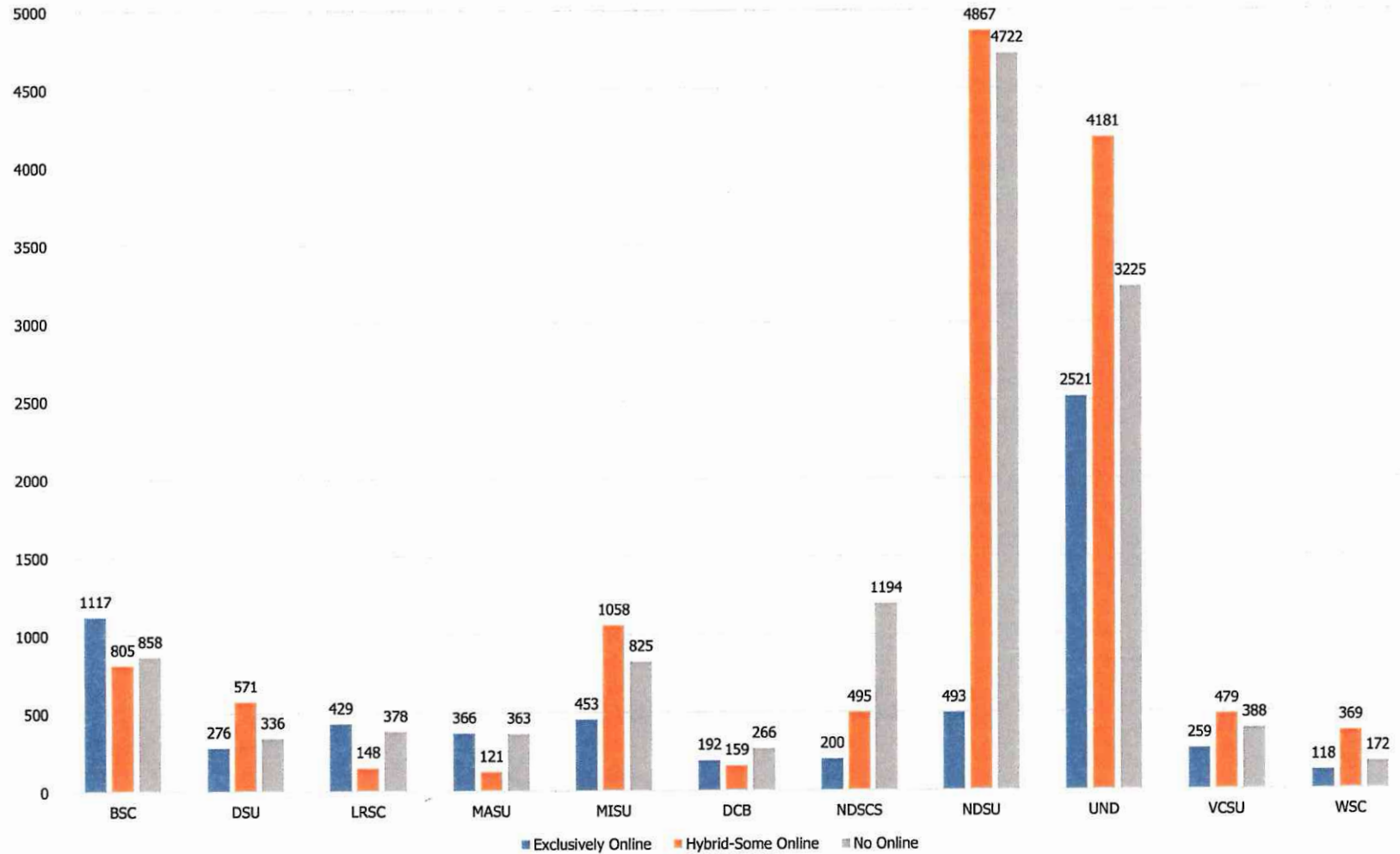
Table 12
Headcount by Residency and Tuition Residency Status
 Fall 2022

Residency Status	BSC	DCB	LRSC	NDSCS	WSC	DSU	MaSU	MiSU	VCSU	NDSU	UND	NDUS Total Duplicated	NDUS Total Unduplicated	Percent of Total
Resident														
North Dakota	3,100	927	1,359	2,133	685	899	774	1,644	1,204	4,991	5,343	23,059	22,322	52.6%
North Dakota Military	67	24	69	28	2		6	218	20	370	1,185	1,989	1,963	4.6%
Alumni Dependent								1	1	52	7	61	60	0.1%
Resident Total	3,167	951	1,428	2,161	687	899	780	1,863	1,225	5,413	6,535	25,109	24,345	57.7%
Non Resident														
Minnesota Reciprocity	21	2	51	450		10	84	58	124	4,851	2,842	8,493	8,286	19.5%
Minnesota Professional										109	101	210	210	0.5%
Contiguous	66	9	18	66	109	333	39	219	45	235	280	1,419	1,393	3.3%
Midwest Higher Ed ¹⁹	86	6	71	199	14	24	80	53	47	513	573	1,666	1,614	3.8%
Western Exchange ³¹	147	34	27	34	41	155	68	250	142	193	561	1,652	1,616	3.8%
International	14	59	41	1	35	30	23	141	11	720	712	1,787	1,763	4.2%
Non Resident	270	19	43	31	38	22	49	193	64	208	2,272	3,209	3,179	7.5%
Non Resident Total	604	129	251	781	237	574	343	914	433	6,829	7,341	18,436	18,061	41.5%
Institution Total	3,771	1,080	1,679	2,942	924	1,473	1,123	2,777	1,658	12,242	13,876	43,545	42,406	100.0%

Note: Tuition Residency Status in this table reflects student status in Campus Solutions.



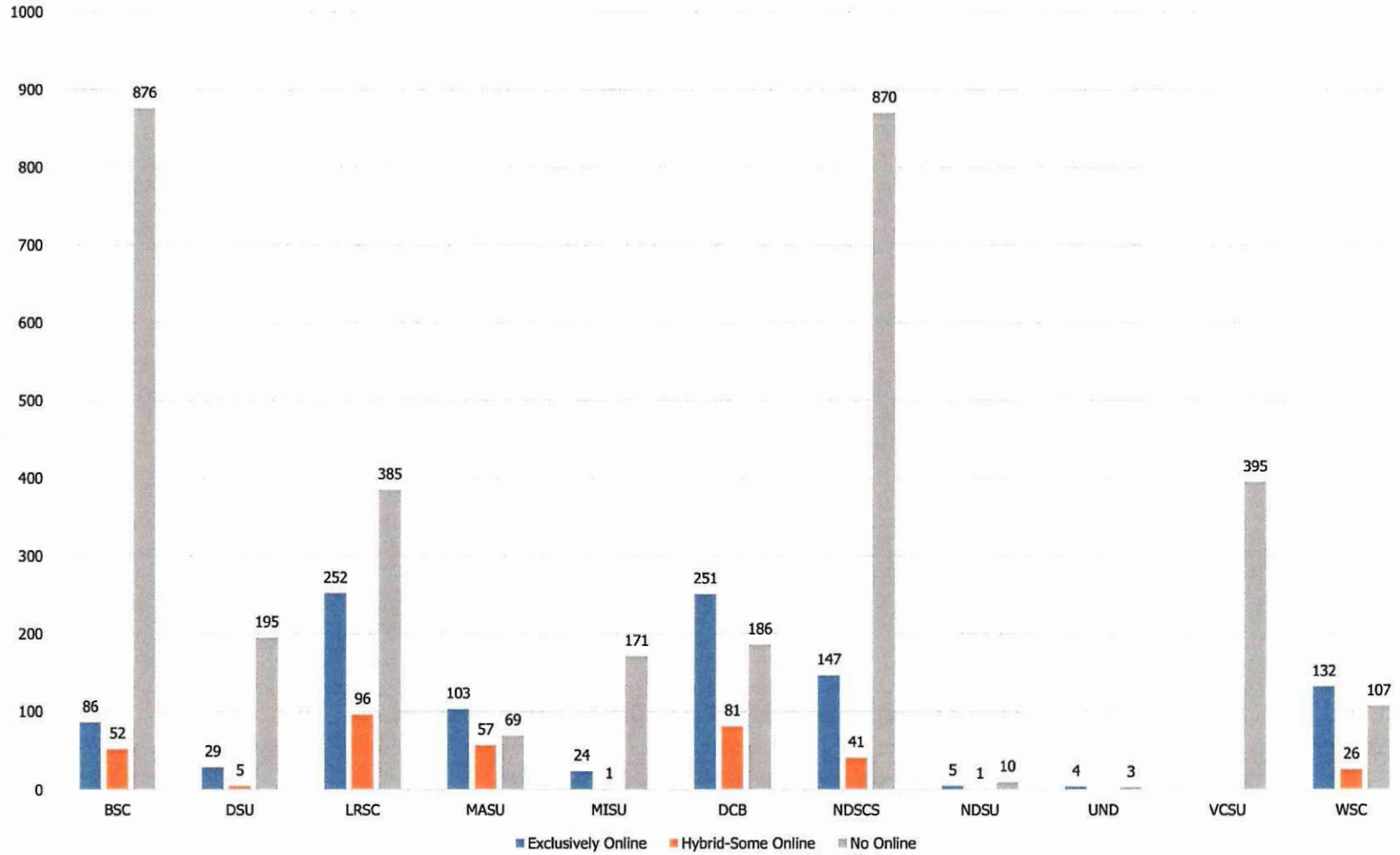
Undergraduates/No Early Entry Headcount by Online Delivery



1/12/2023 – NDUS-IR
Data from Fall 2022 census



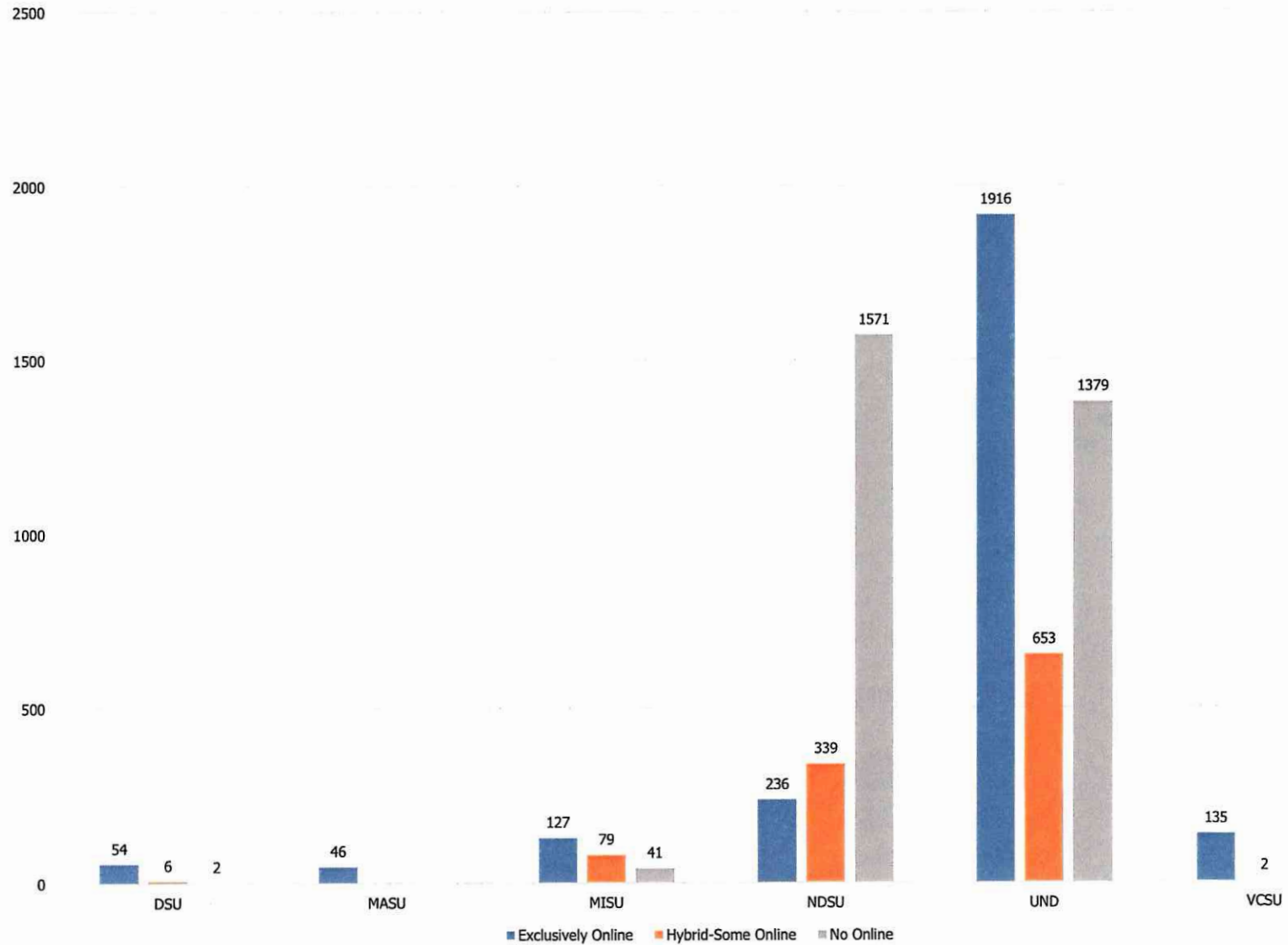
Early Entry/High School Headcount by Online Delivery



1/12/2023 – NDUS-IR
Data from Fall 2022 census

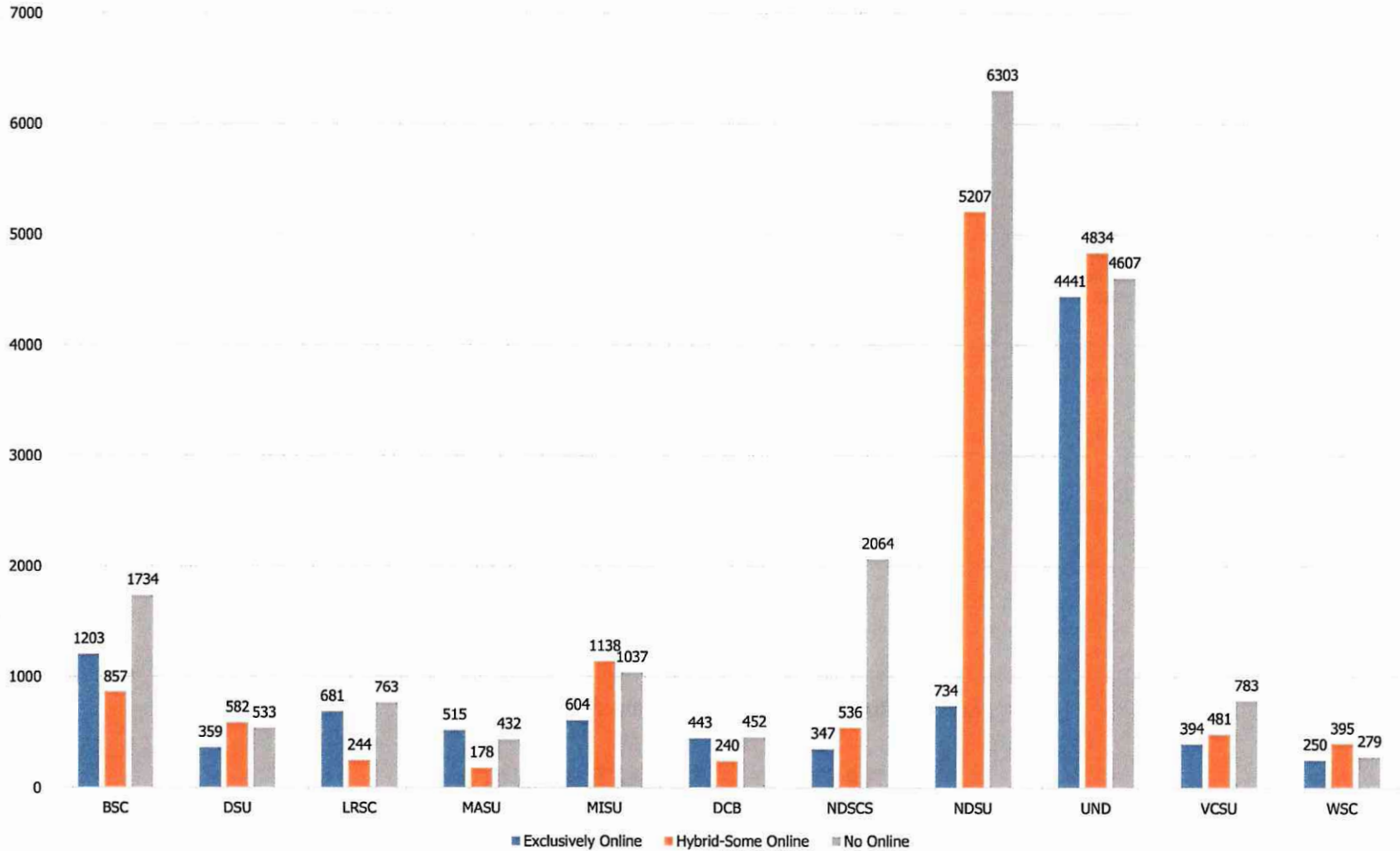


Graduate & Professional Headcount by Online Delivery





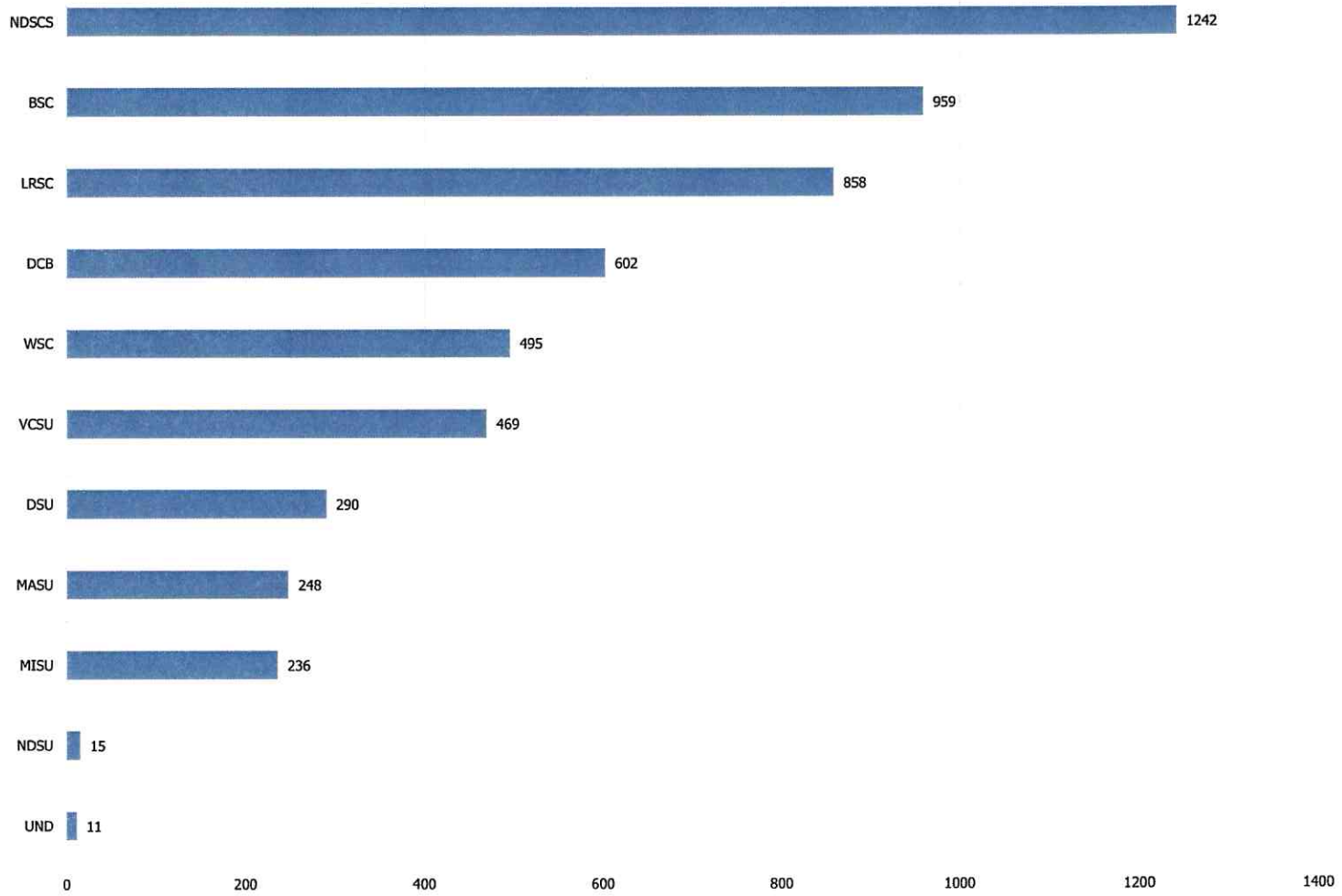
All Students (Headcount) by Online Delivery



1/12/2023 – NDUS-IR
Data from Fall 2022 census

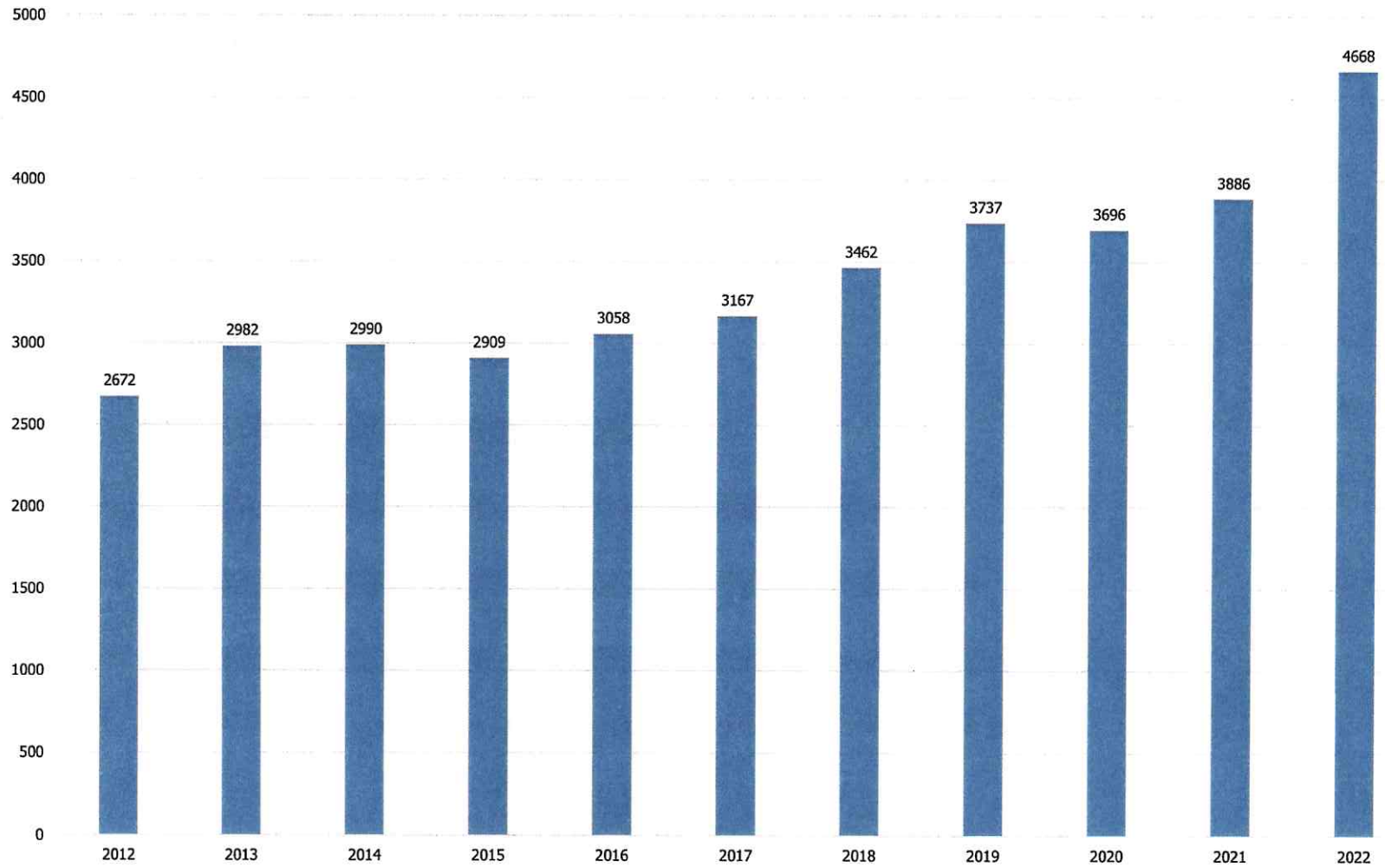


Unduplicated Headcount of High School Students - Academic Year 2021-22





Trending (Fall Census) Headcount of High School Students in NDUS





ACCESS. INNOVATION. EXCELLENCE.

Top 5 Program Enrollments, by Institution, for Fall 2022 Term (excludes non-degree)

	1	2	3	4	5
Bismarck State College	Liberal Arts/Gen Studies	Energy Management (BAS)	Cybersecurity & Computer Networks	Nursing	Electric Power Technology
Dakota College at Bottineau	Liberal Arts/Gen Studies	Pre-Nursing	Practical Nursing	Small Business Management	Advertising & Marketing
Lake Region State College	Liberal Arts/Gen Studies	Pre-Nursing	Ag Farm Business Management	Business Administration	Precision Agriculture
ND State College of Science	Liberal Arts/Gen Studies	Electrical Technology	Diesel Technology	Agriculture	Business Management
Williston State College	Liberal Arts/Gen Studies	Business Management	Pre-Nursing	Practical Nursing	Accounting
Dickinson State University	Business Administration	Elementary Education	Exercise Science	Practical Nursing	Accounting
Mayville State University	Elementary Education	Business Administration	Early Childhood Education	Phy Ed Teaching	Sport Management
Minot State University	Nursing	Business Management	General Studies	Criminal Justice	Elementary Education
Valley City State University	Elementary Education	Business Administration	Education	Fisheries & Wildlife	History Education
North Dakota State University	Nursing	Mechanical Engineering	Business Administration	Human Development & Family Science	Psychology
University of North Dakota	Commercial Aviation	Nursing	Mechanical Engineering	Psychology	Biology

**North Dakota University System
CTE Program Student and Faculty Counts
Fall 2021 Enrollment**

Category	Student Count (Distinct)	Instructor Count (Distinct)	Ave Students/ Instructor
Bismarck State College			
Auto Body Repair and Tech	16	1	16.0
Automotive Technology	35	3	11.7
Carpentry	17	1	17.0
Heat, Vent, and AC	9	1	9.0
Lineworker (Electrical)	54	6	9.0
Mechanical Maintenance Tech	15	2	7.5
Refrigeration	9	1	9.0
Sheet Metal	17	1	17.0
Welding	49	3	16.3
Lake Region State College			
Automotive Technology	21	2	10.5
North Dakota State College			
Auto Body Repair and Tech	18	3	6.0
Automotive Technology	29	2	14.5
Building Construction Tech	37	3	12.3
Case IH	21	1	21.0
Catepillar Dealer Service Tech	19	3	6.3
Construction Management	17	2	8.5
Culinary Arts	17	2	8.5
Diesel Technology	155	10	15.5
John Deere Ag Tech	71	4	17.8
Komatsu	9	1	9.0
Machine Tooling	21	3	7.0
Manufacturing Technologies	191	9	21.2
Mechanical Systems	16	1	16.0
Plumbing	16	1	16.0
Powersports Technology	24	2	12.0
Refrigeration	36	2	18.0
Robotics, Automation, Mech Tech	21	2	10.5
Welding	68	5	13.6
Williston State College			
Diesel Technology	20	1	20.0
Welding	16	1	16.0

Unit	Regular Benefited Faculty by FTE	Regular Benefited Staff by FTE	Temporary Instructors by FTE	Temporary Staff by FTE	Total
BSC	104.0	212.5	68.0	36.3	420.8
DSU	61.8	105.9	31.2	18.4	217.2
LRSC	38.8	72.7	11.6	18.9	141.9
MASU	44.9	137.9	14.2	11.7	208.7
MISU	146.3	248.6	70.1	37.5	502.4
DCB	25.7	46.7	8.7	8.7	89.8
NDSCS	112.2	175.0	41.8	32.9	361.9
NDSU	659.6	1,721.3	136.9	517.4	3,035.1
NDUSO	-	23.0	-	4.4	27.4
CTS	-	127.4	-	1.0	128.4
UND	682.9	1,848.8	179.7	448.0	3,159.3
VCSU	74.9	129.4	20.1	7.7	232.0
WSC	30.5	70.1	6.8	9.6	116.9
Total	1,981.4	4,919.2	588.9	1,152.4	8,641.9

North Dakota University System

Cost of 6%/4% Increase in Executive Budget Compensation Recommendations				
Institution	2023-25 Exec. Rec. General Funds 6%/4% Salary Increase	2023-25 Estimated Tuition Funds 6%/4% Salary Increase	2023-25 Estimated Other Funds 6%/4% Salary Increase	2023-25 General, Tuition, and Other Funds 6%/4% Salary Increase
BSC	\$ 1,568,234	\$ 1,358,384	\$ 1,781,758	\$ 4,708,376
LRSC	619,558	496,635	660,559	\$ 1,776,752
WSC	575,935	323,273	692,644	\$ 1,591,852
UND	7,399,304	10,579,933	20,997,396	\$ 38,976,633
SMHS	3,368,540	1,862,296	4,655,330	\$ 9,886,166
NDSCS	1,432,777	871,431	1,581,405	\$ 3,885,613
NDSU	6,139,826	11,643,666	14,386,106	\$ 32,169,598
DSU	985,120	890,097	674,623	\$ 2,549,840
MaSU	871,718	530,062	1,394,529	\$ 2,796,309
MiSU	1,937,822	1,679,776	2,311,578	\$ 5,929,176
VCSU	1,010,261	730,977	833,358	\$ 2,574,596
DCB	477,519	219,287	372,276	\$ 1,069,082
CTS	1,397,241	-	702,056	\$ 2,099,297
NDUSO	543,529	-	21,748	\$ 565,277
Forest Svc	311,995	-	8,672	\$ 320,667
Total All	\$ 28,639,379	\$ 31,185,817	\$ 51,074,038	\$ 110,899,234

Cost of Health Insurance Increase in Executive Budget Compensation Recommendations				
Institution	2023-25 Exec. Rec. General Funds Health Insur. Increase	2023-25 Estimated Tuition Funds Health Insur. Increase	2023-25 Estimated Other Funds 6%/4% Salary Increase	2023-25 General, Tuition, and Other Funds Health Insur. Increase
BSC	\$ 635,445	\$ 601,496	\$ 351,256	1,588,197
LRSC	257,641	204,725	124,030	586,396
WSC	189,961	124,727	147,664	462,352
UND	1,956,044	3,850,668	4,796,803	10,603,515
SMHS	862,571	479,499	894,243	2,236,313
NDSCS	694,903	413,833	368,984	1,477,720
NDSU	2,381,176	4,725,979	2,594,203	9,701,358
DSU	371,674	406,256	67,357	845,287
MaSU	365,207	299,961	414,597	1,079,765
MiSU	779,976	738,459	428,447	1,946,882
VCSU	563,746	382,547	144,257	1,090,550
DCB	190,658	113,313	81,773	385,744
CTS	386,404	-	237,254	623,658
NDUSO	110,082	-	5,144	115,226
Forest Svc	128,594	-	5,144	133,738
Total All	\$ 9,874,082	\$ 12,341,463	\$ 10,661,156	\$ 32,876,701

Tuition Funds, Salary, and Health Insurance Increases				
Institution	2023-25 Estimated Tuition Funds 6%/4% Salary Increase	2023-25 Estimated Tuition Funds Health Insur. Increase	Total Tuition and Other Funds 6%/4% Salary Increase and Health Insur. Increase	Estimated Tuition Incr. for Salary & Health Insur.
BSC	\$ 1,358,384	\$ 601,496	\$ 1,959,880	4.48%
LRSC	496,635	204,725	701,360	6.00%
WSC	323,273	124,727	448,001	5.18%
UND	10,579,933	3,850,668	14,430,602	3.58%
SMHS	1,862,296	479,499	2,341,795	4.32%
NDSCS	871,431	413,833	1,285,264	4.68%
NDSU	11,643,666	4,725,979	16,369,645	5.11%
DSU	890,097	406,256	1,296,353	5.76%
MaSU	530,062	299,961	830,023	4.53%
MiSU	1,679,776	738,459	2,418,234	4.99%
VCSU	730,977	382,547	1,113,524	4.73%
DCB	219,287	113,313	332,600	3.46%
CTS	-	-	-	-
NDUSO	-	-	-	-
Forest Svc	-	-	-	-
Total All	\$ 31,185,817	\$ 12,341,463	\$ 43,527,280	3.5% - 6%

NDUS 2023-25 Biennial Tuition Revenue Increases Generated from Annual Rate Increases (constant enrollment levels)	
	1% / Year
BSC	\$ 435,355
DCB	95,963
DSU	223,341
LRSC	116,042
MASU	182,491
MiSU	482,075
NDSCS	268,271
NDSU	2,984,018
NDSU Phar.	199,985
UND	3,885,578
UND-Law	123,479
UND-Med	540,946
VCSU	234,168
WSC	85,991
Total	\$ 9,857,703

North Dakota University System
Cost of Equity Package in Executive Budget Compensation Recommendations

Institution	2023-25 Estimated Equity General Funds Package	2023-25 Estimated Equity Tuition Funds Package	2023-25 Estimated Equity Other Funds Package	2023-25 Estimated Equity Tuition and Other Package	Annual Tuition Incr. for Equity
BSC	\$ 851,932	\$ 537,846	\$ 314,086	\$ 1,703,865	1.23%
LRSC	337,263	210,022	127,240	\$ 674,525	1.81%
WSC	287,791	131,779	156,012	\$ 575,583	1.53%
UND	6,742,643	3,002,459	3,740,184	\$ 13,485,286	0.75%
SMHS	1,942,905	678,163	1,264,743	\$ 3,885,810	1.25%
NDSCS	785,913	415,470	370,443	\$ 1,571,826	1.55%
NDSU	5,763,291	3,720,835	2,042,455	\$ 11,526,581	1.17%
DSU	462,889	397,057	65,832	\$ 925,778	1.78%
MaSU	455,106	191,047	264,059	\$ 910,213	1.05%
MiSU	1,091,391	690,670	400,721	\$ 2,182,782	1.43%
VCSU	494,204	358,874	135,330	\$ 988,408	1.53%
DCB	178,429	103,638	74,791	\$ 356,858	1.08%
CTS	516,991		516,991	\$ 1,033,981	
NDUSO	137,742		137,742	\$ 275,485	
Forest Svc	78,962		78,962	\$ 157,924	
Total All	\$ 20,127,452	\$ 10,437,861	\$ 9,689,591	\$ 40,254,904	0.8% - 1.8%

PERS Defined Benefit Plan Closure HB1040			
HB1040 - Fiscal Note 2023-25 - NDUS Cost			
NDUS Entity	General Fund	Special Fund	Total
NDUSO	\$ 535,552	\$ 212,309	\$ 747,861
BSC	435,544	620,630	1,056,174
LRSC	201,563	265,900	467,463
WSC	119,036	157,894	276,930
UND	1,697,565	5,729,833	7,427,398
NDSU	1,372,595	4,192,975	5,565,570
NDSCS	543,809	626,915	1,170,724
DSU	215,766	248,832	464,598
MaSU	285,299	443,910	729,209
MiSU	384,542	564,738	949,280
VCSU	227,965	226,564	454,529
DCB	133,363	118,072	251,435
Forest Service	343,707	11,087	354,794
Total	\$ 6,496,306	\$ 13,419,659	\$ 19,915,965
Effective Date 12/31/2024			
PERS Defined Benefit Plan Closure HB1039			
HB1039 - Fiscal Note 2023-25 - NDUS Cost			
NDUS Entity	General Fund	Special Fund	Total
NDUSO	\$ 1,526,391	\$ 605,108	\$ 2,131,499
BSC	1,241,354	1,768,872	3,010,226
LRSC	574,479	757,848	1,332,327
WSC	339,268	450,019	789,287
UND	4,838,274	16,330,743	21,169,017
NDSU	3,912,069	11,950,503	15,862,572
NDSCS	1,549,924	1,786,786	3,336,710
DSU	614,960	709,202	1,324,162
MaSU	813,137	1,265,199	2,078,336
MiSU	1,095,993	1,609,574	2,705,567
VCSU	649,728	645,736	1,295,464
DCB	380,103	336,520	716,623
Forest Service	979,608	31,600	1,011,208
Total	\$ 18,515,288	\$ 38,247,710	\$ 56,762,998
Effective Date 12/31/2023			

Summary of Outstanding Bond Indebtedness Issued by ND Building Authority for North Dakota University System

Projects Funded	Bond Issue	Bond Maturity Date	Outstanding Principal June 30, 2023	Debt Service General Fund Payment 2023-25	Debt Service Special Fund Payment 2023-25	Debt Service Energy Savings Payment 2023-25
Authorized in 2005*	2005 Series A/2017 Series A	12/1/2023	\$1,183,045	\$975,396	\$0	\$207,649
University of North Dakota Energy Conservation Projects (\$2,331,554)						
North Dakota State University - Hazardous material handling and storage facility (\$3,500,000)						
North Dakota State College of Science - Electrical Distribution (\$736,000)						
Dickinson State University - Murphy Hall (\$4,100,557)						
Minot State University - Bottineau - Thatcher Hall addition (\$2,500,000)						
Authorized in 2019**	2020 Series A	12/1/2040	\$83,175,000	\$10,222,500	\$3,823,875	\$0
Dickinson State University - Pulver Hall (\$4,000,000)						
North Dakota State University - Dunbar Hall (\$40,000,000)						
University of North Dakota - Gamble Hall (\$6,000,000)						
University of North Dakota - Deferred Maintenance (\$30,000,000) - Special Fund						
Valley City State University - Communication & Fine Arts Building (\$30,000,000)						
Total			\$84,358,045	\$11,197,896	\$3,823,875	\$207,649

*The bonds authorized in 2005 included several other State Agencies and NDSU Research Centers the dollars identified in outstanding principle June 30, 2023, debt service general fund payment 2023-25, debt service special fund payment 2023-25, and debt service energy savings payment 2023-25 are the amounts for NDUS institutions only.

**The bonds authorized in 2019 are obligated by the bond agreement to remain until a minimum date of 12/1/2030. Payoff of general fund portion of this bond at 12/1/2030 will be \$55,150,000

Public Service

Public service includes activities established primarily to provide non-instructional services that are beneficial to individuals and groups external to the institution. There are four institutions that include public service expenditures, and are NDSU, UND, MISU, and MaSU. Some examples of expenditures that fall under public service include NDSU Extension Centers, MISU Center for Distance Education, MaSU Headstart program, UND Center for Innovation, UND Aerospace, UND Small Business Development, UND TRIO, and UND/SMHS Rural Health.

Institutions with Online Course Fees

There are 6 institutions charging distance education fees to students:

- NDCS – Distance Education Fee - \$38.00 per credit, all other mandatory fees are charged to all students except the Student Activity Fee. The distance education fee is utilized for additional resources required to provide online courses, such as online class technologies (Yuja, Smarthinking, Respondus), personalized instructional design support, oversight requirements and certifications relating to State Authorization Reciprocity Agreements, online instructors.
- WSC – Distance Education Fee - \$33.68 per credit, all other mandatory fees are charged to all students. The distance education fee is utilized for IVN/video equipment, software licenses, Information Technologist salaries, early entry/dual credit employees, and Extended Learning Director salary.
- DCB – Distance Education Fee - \$39.66 per credit, all other mandatory fees are charged to all students. The distance education fee is used to support on-going distance education, course development and redesign, professional development for faculty, learning Management System (LMS), lecture capture storage (YUGA), blackboard Learn storage, SARA fees, NetTutor fees, and staffing needed to support the online learner.
- VCSU – Distance Education fee - \$45.89 per credit, online students also charged ConnectND, NDSA, and Technology fee, but not charged any other mandatory fees. The distance fee provides partial funding for the salary and benefit costs for the positions teaching, designing, and supporting distance courses. The fee also supports the design framework of VCSU distance courses.
- MaSU – Delivery Fee - \$37.57 per credit, all other mandatory fees are charged to all students (ConnectND, NDSA, Technology, Access [Distance fee amount less than Campus], Activity [Distance fee amount less than Campus]). The delivery fee is to pay for student and staff support for the online delivery format, instructional design and faculty related to online classes and offset associated technology associated the same.
- LRSC – Distance Delivery Fee - \$6.00 per credit. ConnectND, NDSA, and Technology Fees are charged to all students. Online Students are not charged Activity Fees or Facility Usage Fee. The distance delivery fee is used for software related to online courses.
- UND – Same fees charged to all students
- BSC - Same fees charged to all students
- NDSU – Same fees charged to all students
- DSU – Same fees charged to all students
- MISU – Same fees charged to all students