

## North Dakota PSEP Return Rates by Program & Location


| 10-Year PSEP Return Rate Tracking by SITE (as of July 2021) |                |              |            |           |                    |                |  |
|---|----------------|--------------|------------|-----------|--------------------|----------------|--|
| Site/Program  | Total Enrolled | North Dakota | Outside ND | Unknown   | In Residency/Other | ND Return Rate |  |
| IA State (Veterinary Medicine)                              | 31             | 15           | 14         | 2         | 0                  | 48%            |  |
| KSU (Veterinary Medicine)                                   | 28             | 19           | 9          | 0         | 0                  | 68%            |  |
| Univerisity of MN (Veterinary Medicine)                     | 9              | 3            | 6          | 0         | 0                  | 33%            |  |
| Univerisity of MN (Dentistry)                               | 38             | 20           | 16         | 2         | 0                  | 53%            |  |
| WICHE (Veterinary Medicine)                                 | 15             | 6            | 8          | 0         | 1                  | 40%            |  |
| WICHE (Dentistry)   | 20             | 13           | 7          | 0         | 0                  | 65%            |  |
| WICHE (Optometry)   | 60             | 30           | 30         | 0         | 0                  | 50%            |  |
| <b>TOTAL</b>  | <b>201</b>     | <b>106</b>   | <b>90</b>  | <b>4</b>  | <b>1</b>           | <b>53%</b>     |  |
| <b>%</b>  |                | <b>53%</b>   | <b>45%</b> | <b>2%</b> |                    | <b>0%</b>      |  |

The North Dakota University System is governed by the State Board of Higher Education and includes:

Bismarck State College • Dakota College at Bottineau • Dickinson State University • Lake Region State College • Mayville State University • Minot State University  
North Dakota State College of Science • North Dakota State University • University of North Dakota • Valley City State University • Williston State College

STUDENT  
ACCESS  
PROGRAMS

# BY THE NUMBERS



AY 2021-22



# PSEP

# PROFESSIONAL STUDENT EXCHANGE PROGRAM

The pandemic continues to amplify the need for health professionals across a range of fields, and underserved urban and rural communities alike are facing shortages of practitioners. The Professional Student Exchange Program (PSEP) has been and continues to be a critically important mechanism for Western states to increase the supply of physicians, dentists, optometrists, veterinarians, and other healthcare professionals. For nearly 70 years, WICHE member states and territories have supported the education of 15,630 Western residents with affordable access to professional healthcare degrees through PSEP.

In AY 2021–22, 10 WICHE states and the Commonwealth of the Northern Mariana Islands invested more than \$13.7 million to grow their healthcare workforce by reducing the educational costs of 543 students. More than 130 accredited programs are offered through PSEP at 60 institutions.

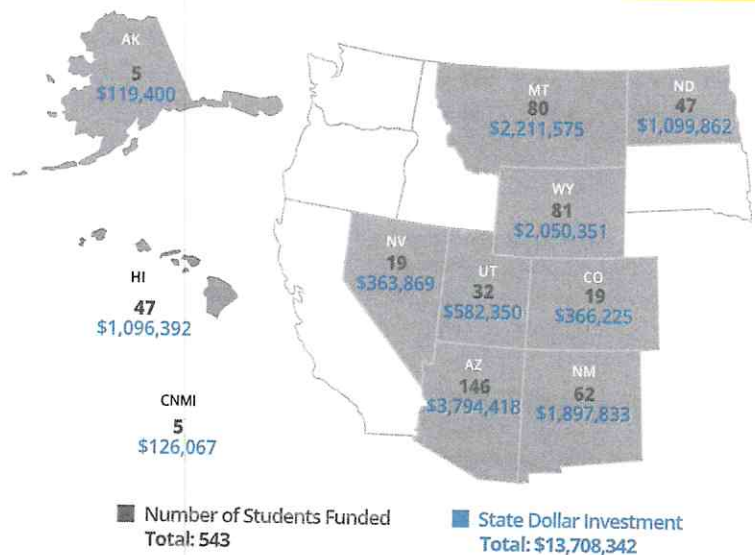
Participating healthcare programs benefit from the geographic, economic, and demographic diversity that PSEP students bring to their classrooms.

Thanks to PSEP, a student can save between \$34,000 and \$133,600 on tuition over the lifespan of a professional health degree program, depending on the field of study. This reduced fiscal strain enables students to afford to work in rural areas that typically pay lower salaries compared to urban areas, or to pursue professional options that are less lucrative but sorely needed. Most states and territories that support PSEP students require graduates to return home and practice for up to four years, ensuring that their investment supports the healthcare professions its residents need most.

## PSEP ENROLLMENT AND SUPPORT FEES BY PROFESSION, AY 2021–22

| Professional Field   | Enrollment | Support Fee Per Student | State Investment Paid on Behalf of Students |
|----------------------|------------|-------------------------|---|
| Dentistry            | 107        | \$28,000                | \$3,005,333                                 |
| Medicine             | 41         | \$33,400                | \$1,319,300                                 |
| Occupational Therapy | 13         | \$14,650                | \$156,268                                   |
| Optometry            | 113        | \$19,275                | \$2,117,037                                 |
| Osteopathic Medicine | 60         | \$23,950                | \$1,416,243                                 |
| Pharmacy             | 10         | \$8,525                 | \$107,986                                   |
| Physical Therapy     | 37         | \$16,125                | \$596,625                                   |
| Physician Assistant  | 2          | \$19,075                | \$38,150                                    |
| Podiatry             | 20         | \$16,625                | \$332,500                                   |
| Veterinary Medicine  | 140        | \$33,150                | \$4,618,900                                 |
| <b>Total</b>         | <b>543</b> |                         | <b>\$13,708,342</b>                         |

## PSEP STATE INVESTMENT AND ENROLLMENT BY STATE, AY 2021–22

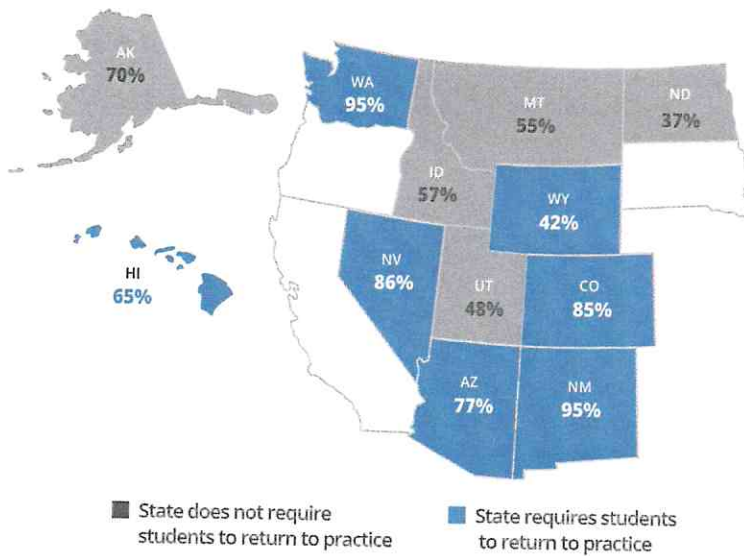


LEARN MORE

[wiche.edu/tuition-savings/psep](https://wiche.edu/tuition-savings/psep)

## PSEP GRADUATE RETURN RATES, AY 2007-16

Because states and territories supporting students through PSEP want their investments to bolster their healthcare workforces, every five years WICHE calculates the percentage of PSEP graduates who return home to serve their communities. Return rates for students who graduated between AY 2007 and AY 2016 held relatively steady compared to the prior reporting period. The average student return rate for PSEP states is now 67%.



The return rate is calculated every 5 years.

Six states supporting PSEP students — Arizona, Colorado, Hawai'i, Nevada, New Mexico, and Wyoming — require graduates to return home to practice or reimburse funds plus interest paid by states on their behalf. Hawai'i and Wyoming recently implemented this requirement, known as "service payback," so they were not included among service payback states in the most recent cycle's calculations.

WICHE's service-payback states get higher returns on investment from PSEP participation, averaging an 83% return rate. The state of Washington required its graduates to return when it was still using the program through 2014, and the Commonwealth of the Northern Mariana Islands will require service payback for its future PSEP graduates.

"Honor-system" states (Alaska, Montana, North Dakota, and Utah) do not contractually require service payback, and their average return rate is 51%. Hawai'i and Wyoming were included in this group for the most recent year statistics, but WICHE anticipates their return rates will improve markedly in future reporting cycles due to their switch to a service-payback model. Idaho was an "honor state" when it was using the program through 2013.

***Find detailed return-rate information for each state's PSEP graduates, in each eligible professional healthcare field, in the table on page 15.***

LEARN MORE

[wiche.edu/tuition-savings/psep](http://wiche.edu/tuition-savings/psep)



**PSEP GRADUATE RETURN RATES, AY 2007-16\*\***

| STATE/FIELD             | TOTAL # GRADUATES | # RETURNED TO STATE | PERCENTAGE RETURNED |
|-------------------------|-------------------|---------------------|---------------------|
| <b>ALASKA</b>           |                   |                     |                     |
| Dentistry               | 14                | 10                  | 71%                 |
| Occupational Therapy    | 5                 | 4                   | 80%                 |
| Optometry               | 5                 | 2                   | 40%                 |
| Pharmacy                | 17                | 14                  | 82%                 |
| Physical Therapy        | 14                | 8                   | 57%                 |
| Physician Assistant     | 4                 | 3                   | 75%                 |
| Podiatry                | 1                 | 1                   | 100%                |
| <b>Alaska Total</b>     | <b>60</b>         | <b>42</b>           | <b>70%</b>          |
| <b>ARIZONA*</b>         |                   |                     |                     |
| Dentistry               | 135               | 94                  | 70%                 |
| Occupational Therapy    | 68                | 58                  | 85%                 |
| Optometry               | 57                | 47                  | 82%                 |
| Osteopathic Medicine**  | 38                | 20                  | 53%                 |
| Physician Assistant     | 82                | 71                  | 87%                 |
| Veterinary Medicine     | 135               | 108                 | 80%                 |
| <b>Arizona Total</b>    | <b>515</b>        | <b>398</b>          | <b>77%</b>          |
| <b>COLORADO*</b>        |                   |                     |                     |
| Optometry               | 62                | 53                  | 85%                 |
| <b>Colorado Total</b>   | <b>62</b>         | <b>53</b>           | <b>85%</b>          |
| <b>HAWAII</b>           |                   |                     |                     |
| Dentistry               | 22                | 13                  | 59%                 |
| Occupational Therapy    | 24                | 17                  | 71%                 |
| Optometry               | 23                | 20                  | 87%                 |
| Pharmacy                | 41                | 28                  | 68%                 |
| Physical Therapy        | 52                | 31                  | 60%                 |
| Veterinary Medicine     | 24                | 12                  | 50%                 |
| <b>Hawai'i Total</b>    | <b>186</b>        | <b>121</b>          | <b>65%</b>          |
| <b>IDAHO</b>            |                   |                     |                     |
| Optometry               | 14                | 8                   | 57%                 |
| <b>Idaho Total</b>      | <b>14</b>         | <b>8</b>            | <b>57%</b>          |
| <b>MONTANA</b>          |                   |                     |                     |
| Dentistry               | 19                | 11                  | 58%                 |
| Allopathic Medicine**   | 34                | 10                  | 29%                 |
| Occupational Therapy    | 9                 | 7                   | 78%                 |
| Optometry               | 9                 | 5                   | 56%                 |
| Osteopathic Medicine**  | 8                 | 3                   | 38%                 |
| Podiatry                | 0                 | 0                   | 0%                  |
| Veterinary Medicine     | 89                | 56                  | 63%                 |
| <b>Montana Total</b>    | <b>168</b>        | <b>92</b>           | <b>55%</b>          |
| <b>NEVADA*</b>          |                   |                     |                     |
| Dentistry               | 5                 | 5                   | 100%                |
| Optometry               | 17                | 13                  | 76%                 |
| Pharmacy                | 37                | 31                  | 84%                 |
| Physician Assistant     | 30                | 25                  | 83%                 |
| Veterinary Medicine     | 40                | 37                  | 93%                 |
| <b>Nevada Total</b>     | <b>129</b>        | <b>111</b>          | <b>86%</b>          |
| <b>NEW MEXICO*</b>      |                   |                     |                     |
| Dentistry               | 91                | 87                  | 96%                 |
| Optometry               | 7                 | 7                   | 100%                |
| Veterinary Medicine     | 93                | 87                  | 94%                 |
| <b>New Mexico Total</b> | <b>191</b>        | <b>181</b>          | <b>95%</b>          |

| STATE/FIELD               | TOTAL # GRADUATES | # RETURNED TO STATE | PERCENTAGE RETURNED |
|---------------------------|-------------------|---------------------|---------------------|
| <b>NORTH DAKOTA</b>       |                   |                     |                     |
| Dentistry                 | 28                | 14                  | 50%                 |
| Optometry                 | 52                | 16                  | 31%                 |
| Veterinary Medicine       | 15                | 5                   | 33%                 |
| <b>North Dakota Total</b> | <b>95</b>         | <b>35</b>           | <b>37%</b>          |
| <b>UTAH</b>               |                   |                     |                     |
| Optometry                 | 29                | 14                  | 48%                 |
| Podiatry                  | 13                | 5                   | 38%                 |
| Veterinary Medicine       | 43                | 22                  | 51%                 |
| <b>Utah Total</b>         | <b>85</b>         | <b>41</b>           | <b>48%</b>          |
| <b>WASHINGTON*</b>        |                   |                     |                     |
| Optometry                 | 11                | 11                  | 100%                |
| Osteopathic Medicine**    | 10                | 9                   | 90%                 |
| <b>Washington Total</b>   | <b>21</b>         | <b>20</b>           | <b>95%</b>          |
| <b>WYOMING</b>            |                   |                     |                     |
| Dentistry                 | 33                | 19                  | 58%                 |
| Allopathic Medicine**     | 19                | 1                   | 5%                  |
| Occupational Therapy      | 21                | 11                  | 52%                 |
| Optometry                 | 54                | 16                  | 30%                 |
| Osteopathic Medicine**    | 12                | 1                   | 8%                  |
| Physical Therapy          | 67                | 34                  | 51%                 |
| Physician Assistant       | 34                | 20                  | 59%                 |
| Podiatry                  | 4                 | 0                   | 0%                  |
| Veterinary Medicine       | 73                | 31                  | 42%                 |
| <b>Wyoming Total</b>      | <b>317</b>        | <b>133</b>          | <b>42%</b>          |
| <b>WASHINGTON*</b>        |                   |                     |                     |
| Optometry                 | 11                | 11                  | 100%                |
| Osteopathic Medicine**    | 10                | 9                   | 90%                 |
| <b>Washington Total</b>   | <b>21</b>         | <b>20</b>           | <b>95%</b>          |

|  |              |              |            |
|--|--------------|--------------|------------|
| <b>Total for All Reporting WICHE PSEP States</b> | <b>1,843</b> | <b>1,235</b> | <b>67%</b> |
| <b>Total for Contractual Payback States</b>      | <b>918</b>   | <b>763</b>   | <b>83%</b> |
| <b>Total for Honor System States</b>             | <b>925</b>   | <b>472</b>   | <b>51%</b> |

\* Contractual payback state for entire reporting period. Hawai'i and Wyoming instituted service payback during the latter part of the reporting period. Therefore, they were counted as "honor states."  
 \*\* WICHE uses 2007 to 2011 return data for allopathic and osteopathic medical graduates, to allow time for them to return home and serve upon completion of their residency programs.





# ND Health Care Professional Loan Repayment Program

## Eligible Disciplines

- Physicians (MD, DO)
- Advanced Practice Providers (DNP, NP, PA, CNM, CRNA)
- Clinical Psychologist (PsyD, PhD)
- Dentists (DDS, DMD)
- Behavioral Health Professionals
- Licensed Social Workers (LBSW, LMSW, LCSW)
- Licensed Professional Counselor (LPC)
- Licensed Addiction Counselor (LAC)
- Registered Nurse working in Behavioral Health
- Behavioral Analyst



## Service Commitment

The service obligation is 5 years.

## Provider Selection Criteria

- The health care professional's specialty
- The need for the health care professional's specialty within an area
- The health care professional's education and experience
- The health care professional's date of availability and anticipated term of availability
- The health care professional's willingness to accept Medicare and Medicaid assignments, if applicable.
- Works full-time
- Length of residency in North Dakota
- Attendance at an in-state or an out-of-state institution of higher education

## Financial Benefits

- Physicians - up to \$150,000
- Dentists - up to \$100,000
- Advanced Practice Providers - up to \$22,000
- Clinical Psychologist - up to \$75,000
- Behavioral Health Providers - up to \$22,000

## Community Selection Criteria

- May be a public or private entity
- Is located in an area that is statistically underserved
- Located at least twenty miles outside the boundary of a city having more than forty thousand residents
- The number of health care professionals, by specified field, already providing services in that area
- Access to health care services in the area
- The level of support from the area

## Practice Site Eligibility Criteria

The Practice Site (Employer) must contractually commit to provide the matching funds equal to the amount required for this loan repayment program.

| Disciplines                 | Percentage of Match Required | State Funds | Community Match |
|-----------------------------|------------------------------|-------------|-----------------|
| Physicians                  | 50% of State Match           | \$ 100,000  | \$ 50,000       |
| Advanced Practice           | 10% of State Match           | \$ 20,000   | \$ 2,000        |
| Dentists                    | 0% of State Match            | \$ 100,000  | \$ 0            |
| Clinical Psychologist       | 25% of State Match           | \$ 60,000   | \$ 15,000       |
| Behavioral Health Providers | 10% of State Match           | \$ 20,000   | \$ 2,000        |



Kalee Werner  
 ND Primary Care Office  
[kaleewerner@nd.gov](mailto:kaleewerner@nd.gov) | 701-805-1071  
 North Dakota Health Service Corps  
 ND Health Care Professional Loan Repayment Program





NORTH DAKOTA  
Health Service Corps

## ND Dental Loan Repayment Program

### ND Dental Loan Repayment Program

The State of North Dakota has established a loan repayment program for dentists who shall provide dental services in the cities or surrounding areas, or both, which the State Health Council identifies as having a defined need for dental services.

### Provider Eligibility

The applicant must:

- be fully licensed to practice in North Dakota and available to begin by July 1;
- accept Medicare and Medicaid patients; and
- be employed full-time providing direct patient care in the appropriate settings, no more than 8 hours of a full-time provider's weekly hours will be spent on administrative duties.

A dentist selected for loan repayment who practices within fifteen miles [24.14 kilometers] of the city limits of one of the three largest cities in the state must:

- have received dental medical payments of at least twenty thousand dollars in the form of medical assistance reimbursement; or
- have practiced at least two full workdays per week at a public health clinic or a nonprofit dental clinic that uses a sliding fee schedule for patient billing.

### Eligible Disciplines

General/Pediatric Dentistry (DDS, DMD)

### Service Commitment

The service obligation is 5 years (full-time).

### Financial Benefits

Providers enter into a service agreement for 5 years with a total award amount of \$100,000.

### Payment

Payments are made at the conclusion of each 12-month period of service directly to the dentist.

### Where Providers Serve

Dentists must serve a public health clinic, practice with a focus on an underserved population, or a nonprofit clinic.



Kalee Werner  
ND Primary Care Office  
kaleewerner@nd.gov | 701-805-1071  
North Dakota Health Service Corps  
ND Health Care Professional Loan Repayment Program

NORTH  
**Dakota** Be Legendary.  
Health & Human Services

## ND Tribal Scholarships/Grants

[Sisseton Wahpeton Oyate Higher Education Program](#) (information obtained from website)

- Students paid according to per credit hour earned
- Incentive award amount approved by council per fiscal year

[Standing Rock Tribal Department of Education Scholarship Program](#) (information from website)

- Amt not to exceed \$3,500 per semester or \$2,333 per quarter undergraduate

[Spirit Lake Nation](#) (information from website and Cankdeska Cikana Community College)

- Varies - Award TBD based on available funding

Three Affiliated Tribes (information from Nueta Hidatsa Sahnish College)

- [TAT Chairman's Office](#)
  - Up to \$4,500/sem
- TAT Higher Education
  - Up to \$2,500
- [TAT 477](#)
  - \$1,000

[Turtle Mountain Band of Chippewa Scholarship Program](#) (information from Turtle Mtn. Community College)

- \$1,000 per semester (\$1,500 in 2022-23 due to extra funding)