



SB 2017 TESTIMONY

HOUSE APPROPRIATIONS- GOVERNMENT OPERATIONS DIVISION

Jeb Williams, Director

March 8, 2023

Our Mission

The mission of the North Dakota Game and Fish Department is to protect, conserve and enhance fish and wildlife populations and their habitat for sustained public consumptive and nonconsumptive use



Customer Expectations

Great hunting / fishing opportunities

Abundant facilities
(docks, ramps, ranges, ...)

Superior
communications

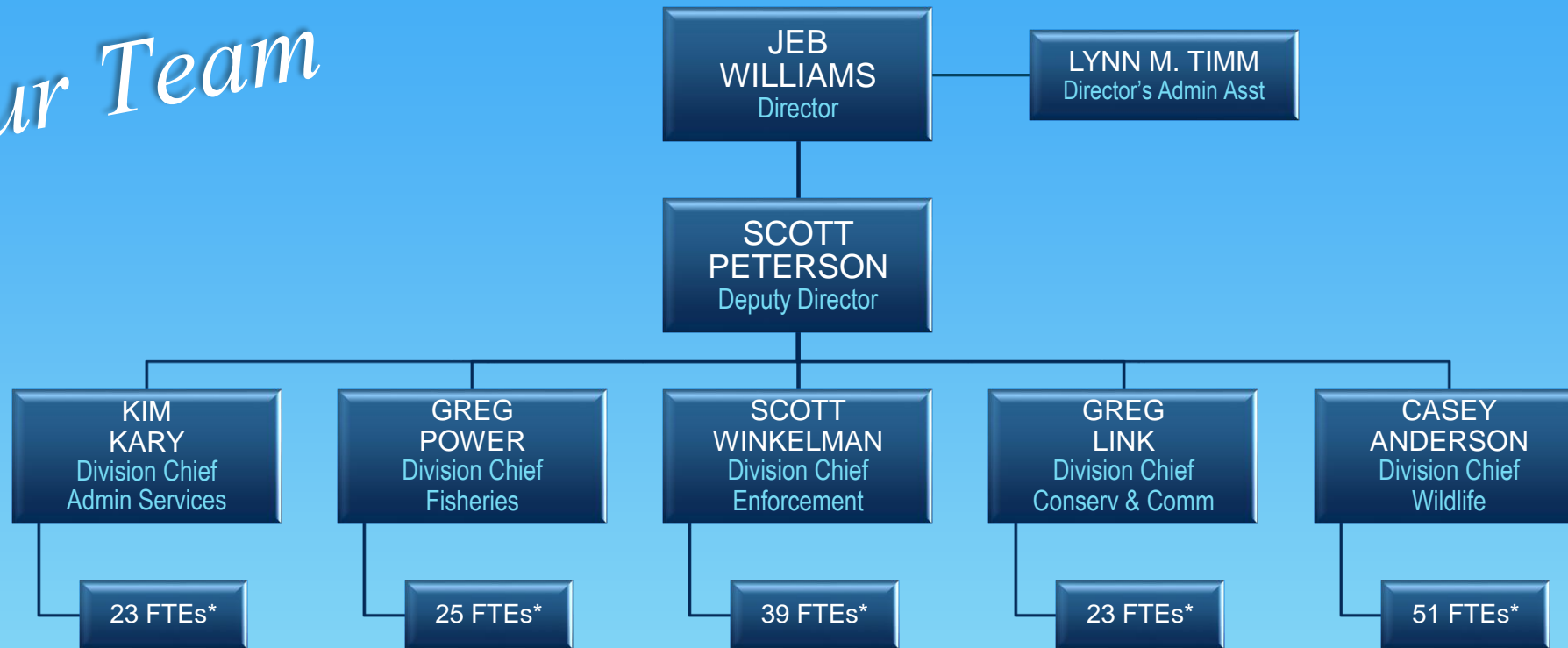
Limited barriers: online education

Quality service / tools

Ample access



Our Team



07/2021 = 164 total Full-Time Equivalents

* Includes Division Chiefs

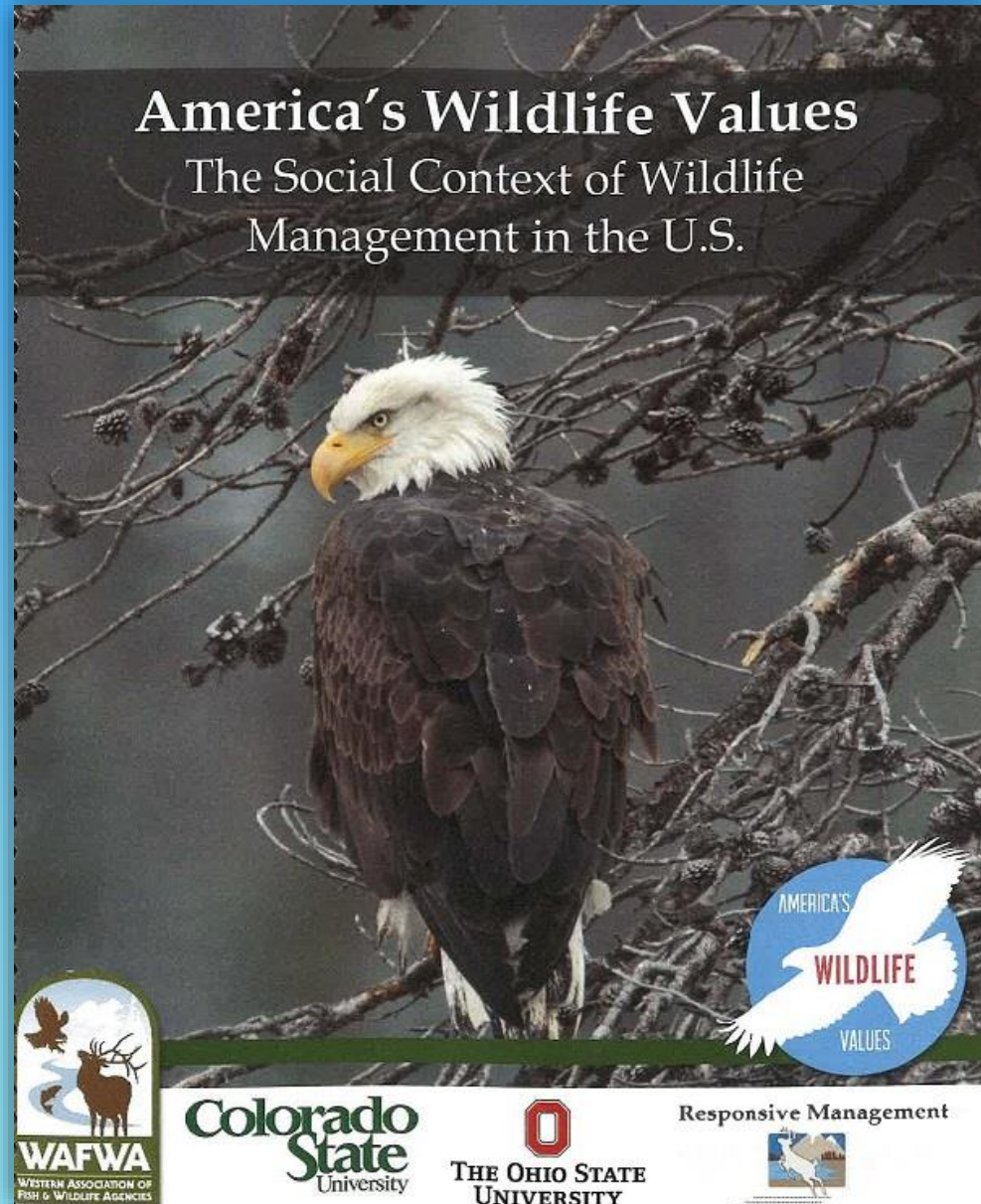
- 30 employees are retirement eligible
- Only 18 out of the 164 FTEs are funded 100% Special funds
- 44% of FTEs are biologist or wildlife technicians – 75% Federal funds
- 90 out of the current 164 FTEs were seasonal employees (55%)



Wildlife Values

Public Trust Percentage

76%



Economic Value

- Hunting and fishing is important to North Dakota. It's part of our heritage, and it's important to the state's economy
 - Gross business volume of hunting and fishing in North Dakota was estimated at \$2.1 billion
 - Overall, anglers and hunters in North Dakota spent \$974.4 million dollars on equipment, vehicles, boats, travel, lodging, food and many other items
 - Hunting and fishing accounted for over 3,250 full-time equivalent jobs and generated over \$48 million in state tax collections

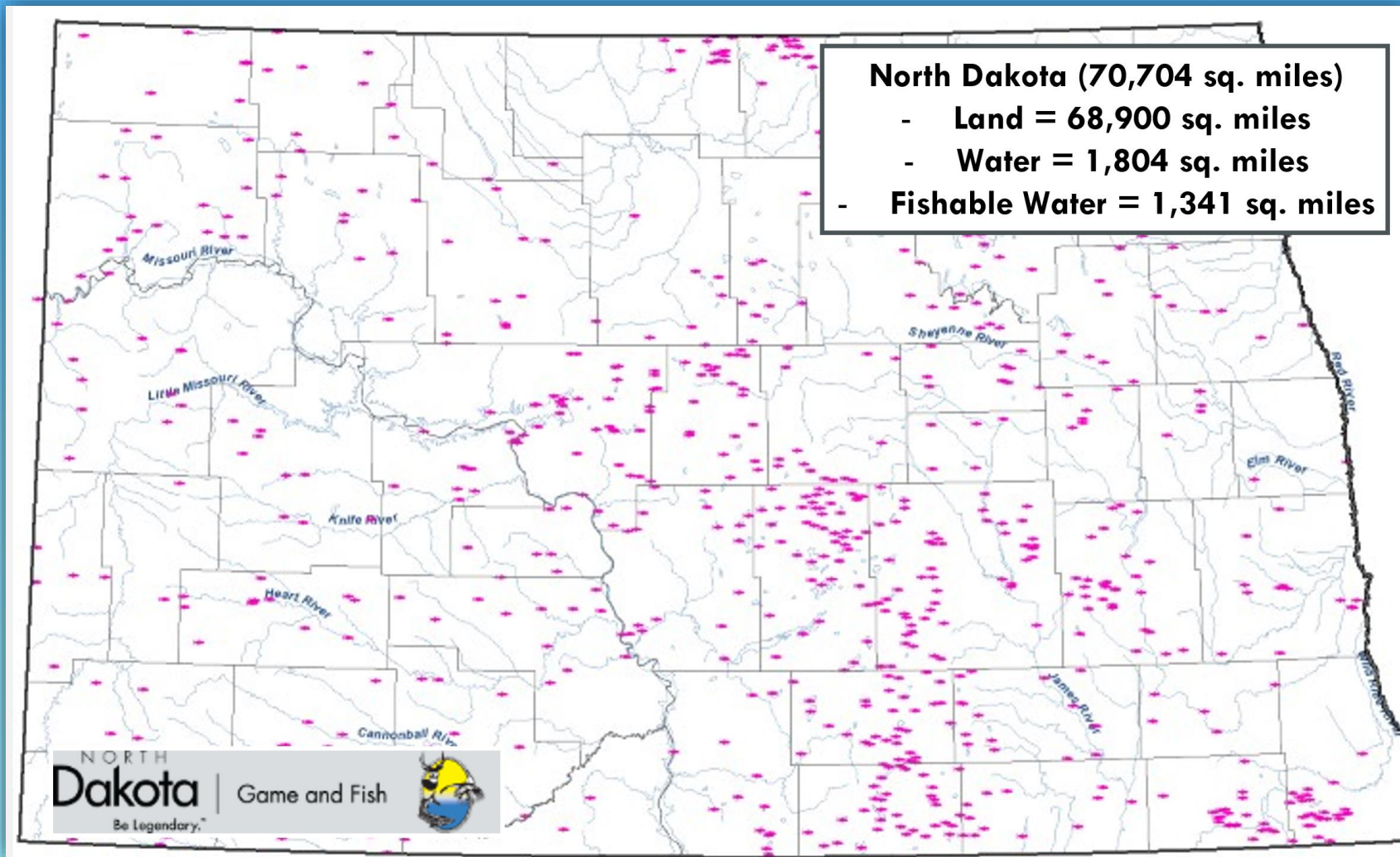
Resident and Nonresident Hunter and Angler Expenditures, Characteristics, and Economic Effects, North Dakota, 2017-18.
NDSU Ag. Econ. 2019.



FISHERIES



Fishing Water Bodies



- 449 Waters
- 841,000 acres

Aquatic Nuisance Species

Zebra Mussel



WILDLIFE

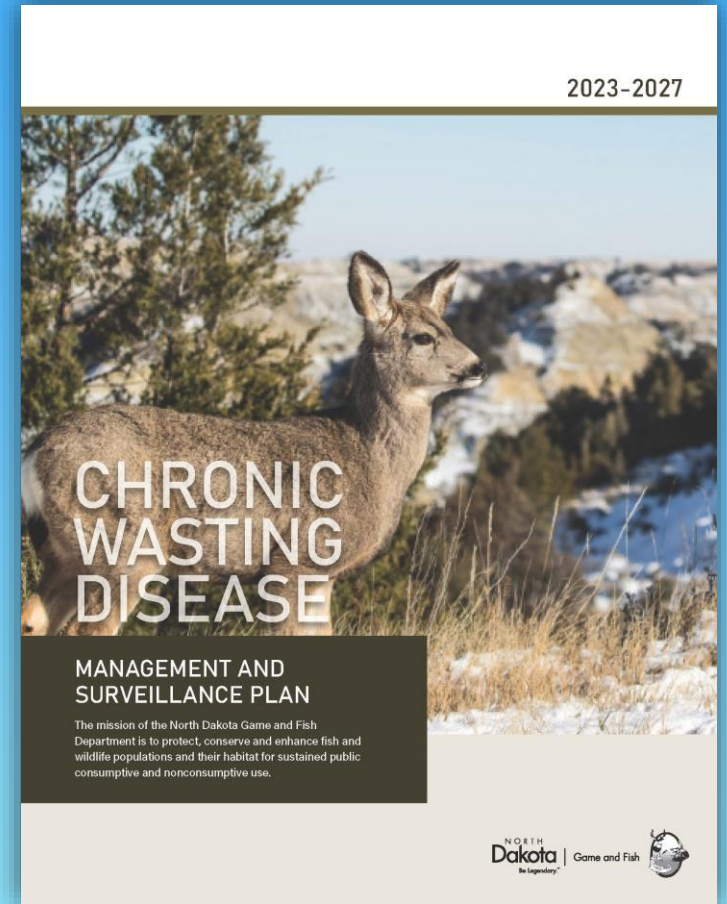


Chronic Wasting Disease

CWD

Why we care about CWD

- Prion disease
- *Always* fatal
- Strong deer hunting culture
- Economic fallout


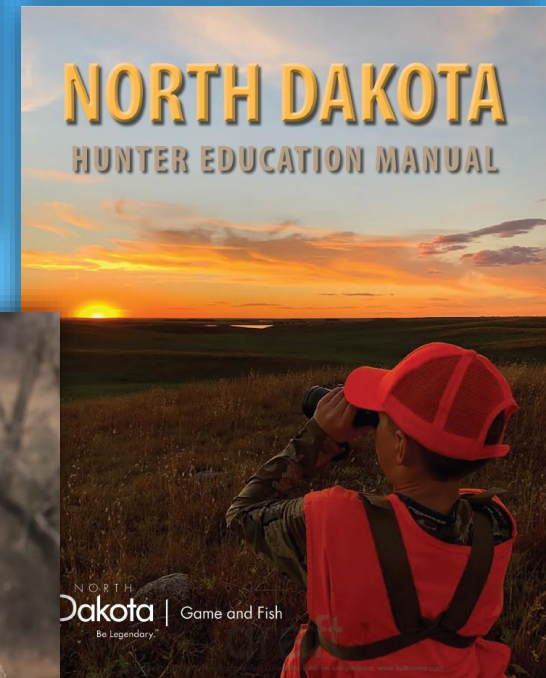





Habitat Matters



CONSERVATION & COMMUNICATIONS



NORTH
Dakota | Game and Fish
Be Legendary.™



R3

Recruiting – Retention – Reactivation



ADMINISTRATION



Bismarck Headquarters and Wildlife Health Lab



Lonetree



Williston



Dickinson



Jamestown



Riverdale



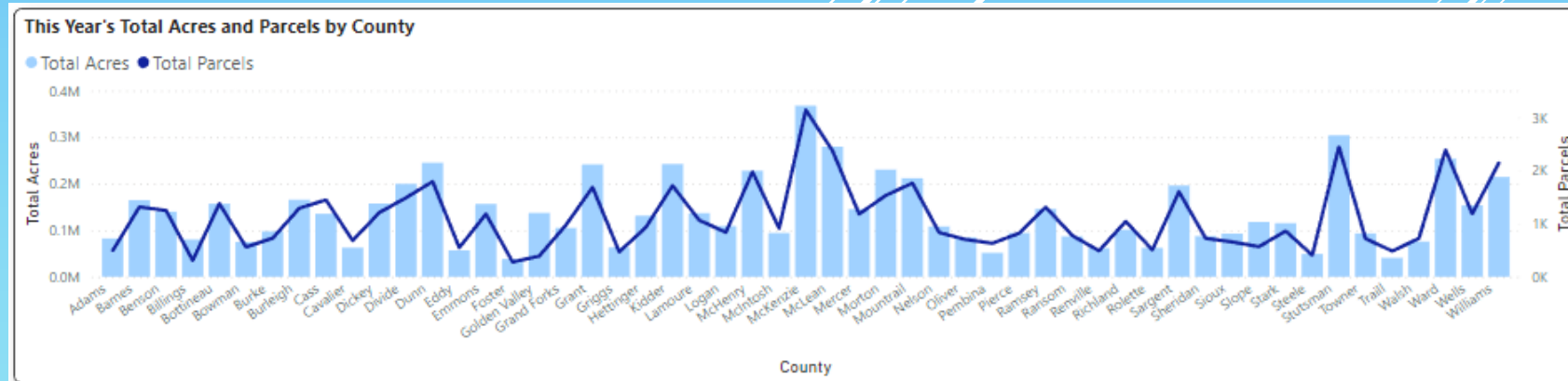
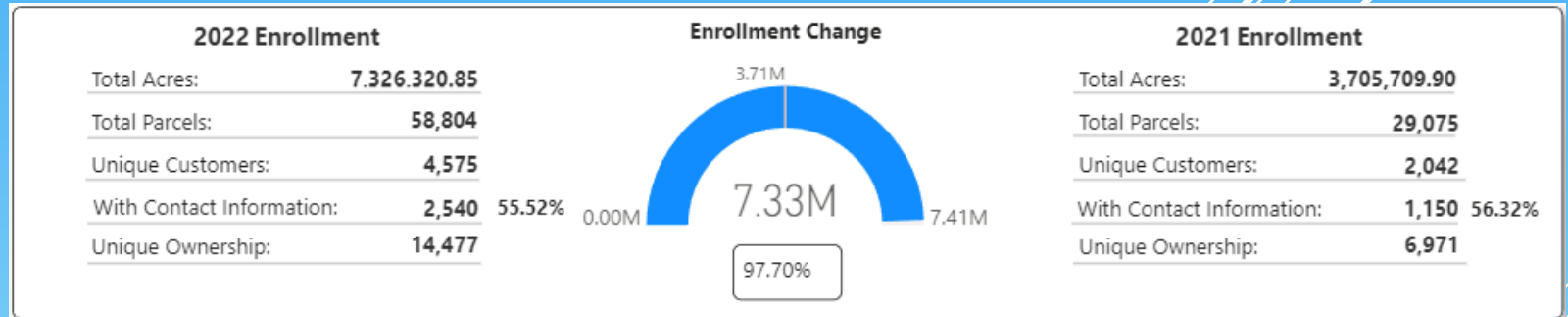
Devils Lake



Legislative Results

SB 2144 Criminal Trespass and Electronic Posting

E-Posting



Mobile App

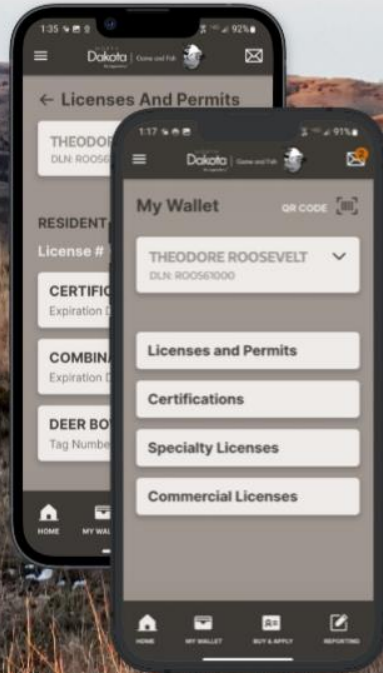
The Official App of the
North Dakota Game
and Fish Department



NORTH
Dakota Game and Fish
Be Legendary!

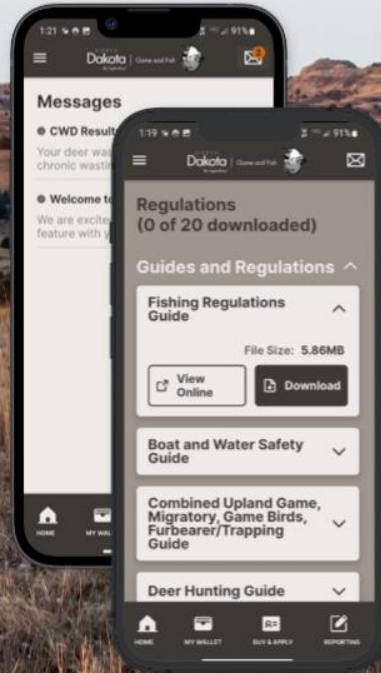
Convenience

View licenses in the digital wallet or
quickly access Department Buy &
Apply services



Stay Informed

Receive messages and notifications
directly to your personal inbox




Be Prepared

Select or use your current location to
view sunrise/sunset times or weather
forecasts



Follow Us

Subscribe to News and Alerts or
follow us on Department
communication channels



ENFORCEMENT



Law Enforcement Officers

Game Wardens



- North Dakota is 70,705 square miles in size
- Has the *third smallest* number of game wardens in the nation at 38 full-time law enforcement officers
- Average area covered by a District Game Warden – 2,438 square miles
 - Field checks (through 12/13/22):
 - 2022 – 31,628 residents; 11,753 non-residents
 - 2021 – 38,439 residents; 12,671 non-residents
 - Citations (through 12/13/22):
 - 2022 – 2,370
 - 2021 – 2,711

For comparison; South Dakota has 87 Conservation Officers



PARTNERSHIPS


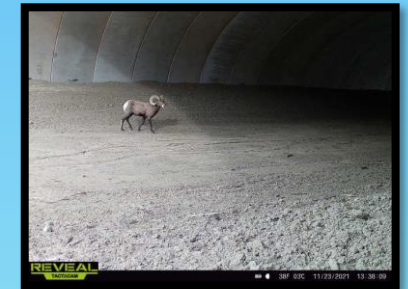
- Private Landowners
- Federal Partners
 - USFWS, USACE
- Non-Government Organizations
 - Mule Deer, Elk, Turkey, Pheasants, Ducks
- Ag Partnerships
 - NDGLC, NDSA
- Legislative Branch



Wildlife Crossings

partnering with

NDDOT



NORTH
Dakota | Game and Fish
Be Legendary.™



Tribal Engagement

Standing Rock Sioux Tribe Elk and MHA Nation Bighorn Sheep MOU's



Shooting Range Opportunities

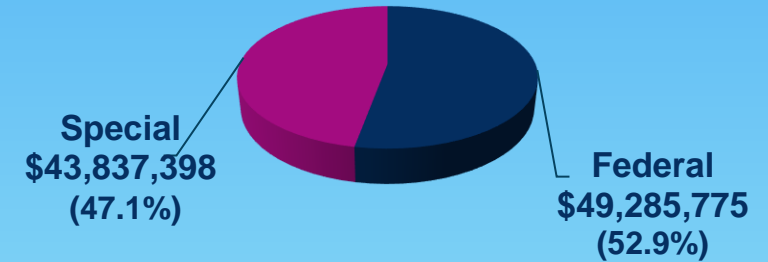
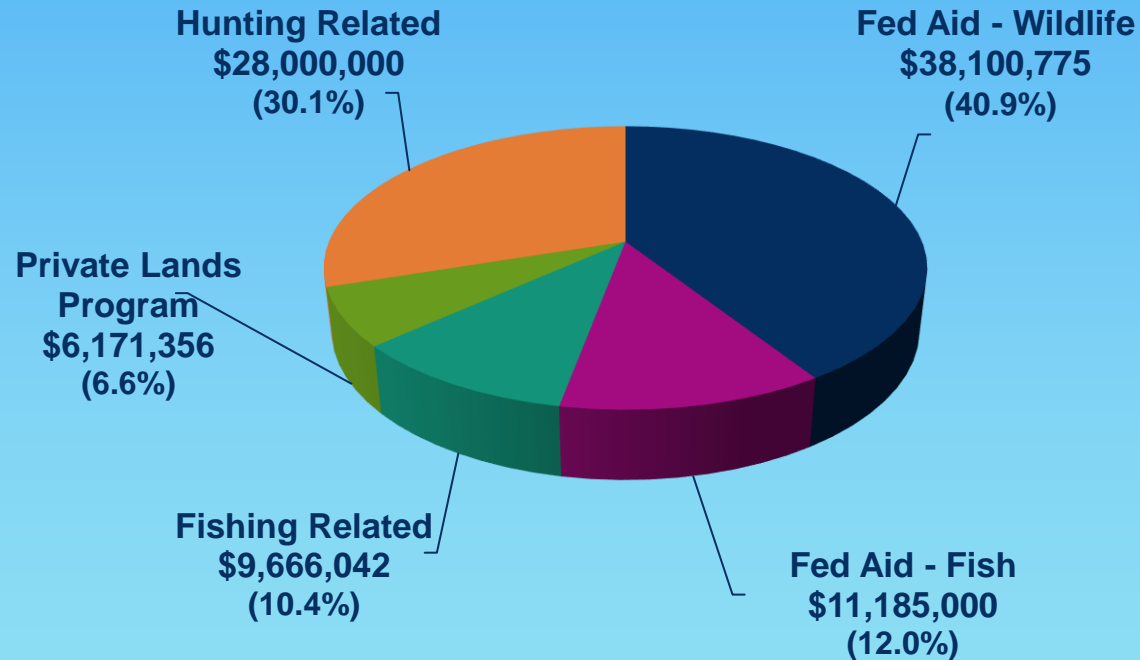
Watford City



Medora – TRMF
(1M)



2023 – 2025 REVENUE PROJECTION



Total = \$93,123,173*

* Excludes Donation Account, Nongame Fund and Outdoor Heritage Funds



USFWS FEDERAL FUNDS

Federal Aid in Wildlife Restoration Act Pittman-Robertson (PR)

- **21-23 Revenue Projection: \$25,700,000**
- **23-25 Revenue Projection : \$31,000000**

Funds are from excise taxes on the sale of guns, ammo and archery equipment which is allocated to the states by a formula based 50% on the amount of land area of the state relative to the rest of the states, and 50% based on the number of hunting license holders in a state relative to other states. These funds are referred to as PR funds.



USFWS FEDERAL FUNDS

Federal Aid in Sport Fishing Act Dingell Johnson (DJ)

- **21-23 Revenue Projection: \$9,000,000**
- **23-25 Revenue Projection : \$9,500000**

Funds are from excise taxes on fishing equipment and motorboat fuel which is allocated to the states by the same formula above with the exception of using the number of fishing license holders vs hunting licenses. These funds are referred to as DJ funds.



USFWS Federal Funds

N.D.C.C. 20.1-02-17

Hunting and fishing license fees and application fees may only be used for departmental programs and administration.

Noncompliance will result in a diversion of all USFWS federal funds.

USFWS PR & DJ funds equate to 82% of our federal funds in 23-25:

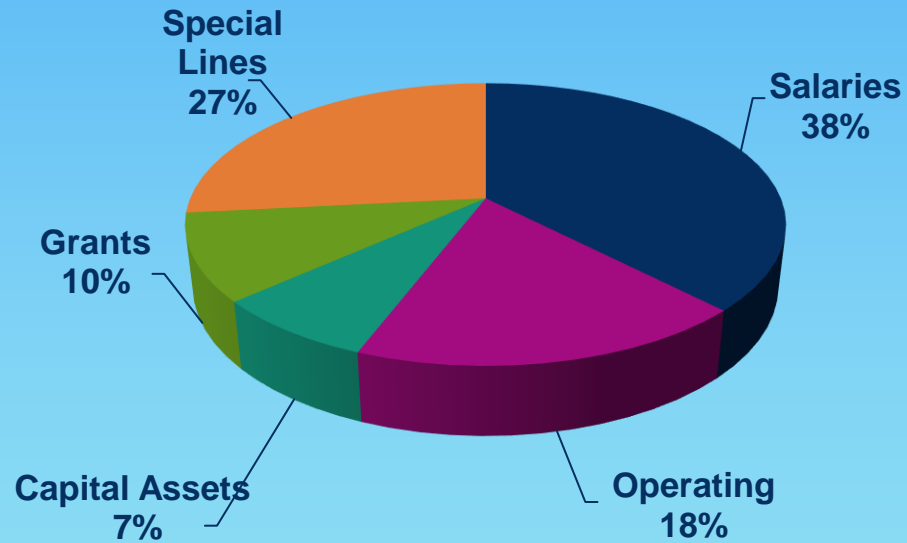
These funds are apportioned to States from USFWS by law and are not dependent on Congress approval. These funds have a 2-year window to be obligated by the department; otherwise, we will lose the funds and they will revert back to the USFWS to be allocated to other states.

USFWS federal funds require a 25% match. In some cases, the 25% match comes from local partners such as park boards, wildlife clubs, etc.

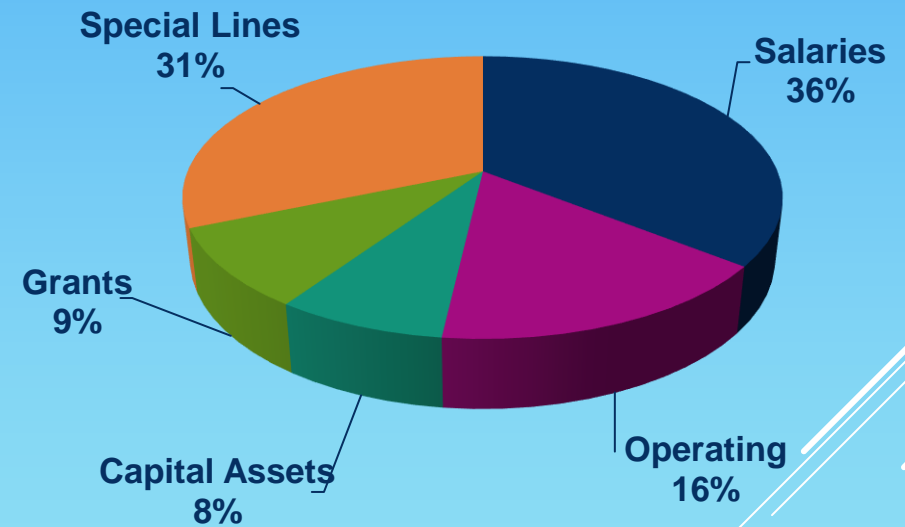


2023 – 2025 APPROPRIATION

Legislative Base Budget \$89.6 Million



Agency Requested Budget \$110.8 Million





2023 – 2025 BUDGET CHANGES

Senate Changes from Legislative Base Budget	Request	Federal	Special
Fisheries - 1 Biologist New FTE	\$241,998	\$181,497	\$60,501
Aquatic Nuisance Species increase – WRDA Funding	\$1,406,839	\$703,419	\$703,420
♦ includes 1 Biologist New FTE			
Additional emphasis on Wildlife Habitat and Access on private lands	\$4,693,574	\$3,460,104	\$1,233,470
♦ includes 3 Biologist New FTEs			
National Fish and Wildlife Foundation	\$2,777,778	\$2,500,000	\$277,778
♦ Mid-term conservation agreements			
FACILITIES			
♦ ANS Lab and Storage Facility - Jamestown	\$850,000	\$0	\$850,000
♦ Bunkhouse improvements – Devils Lake	\$350,000	\$0	\$350,000
Enforcement – 1 Investigation Warden New FTE	\$353,768	\$26,568	\$327,200
Enforcement – Replace In-Car Video System & Add Body Cameras	\$550,000	\$0	\$550,000



2023 – 2025 BUDGET CHANGES

	Total Request	Federal	Special
Agency Motorpool	\$1,157,192	\$0	\$1,157,192
Fisheries – Dam Repairs	\$380,000	\$0	\$550,000
♦ Camel Hump and Baukol Noonan			
Fisheries – Pondliners	\$1,000,000	\$750,000	\$250,000
♦ GDNFH Pondliners			
TOTAL	\$13,761,149	\$7,621,588	\$6,139,561

Agency Requests not included in Senate Version	Total Request	Federal	Special
Admin Services – 1 Account Budget Specialist New FTE	\$238,513	\$0	\$238,513
Enforcement – 1 Investigation Warden New FTE	\$353,768	\$26,568	\$327,200
TOTAL	\$592,281	\$26,568	\$565,713

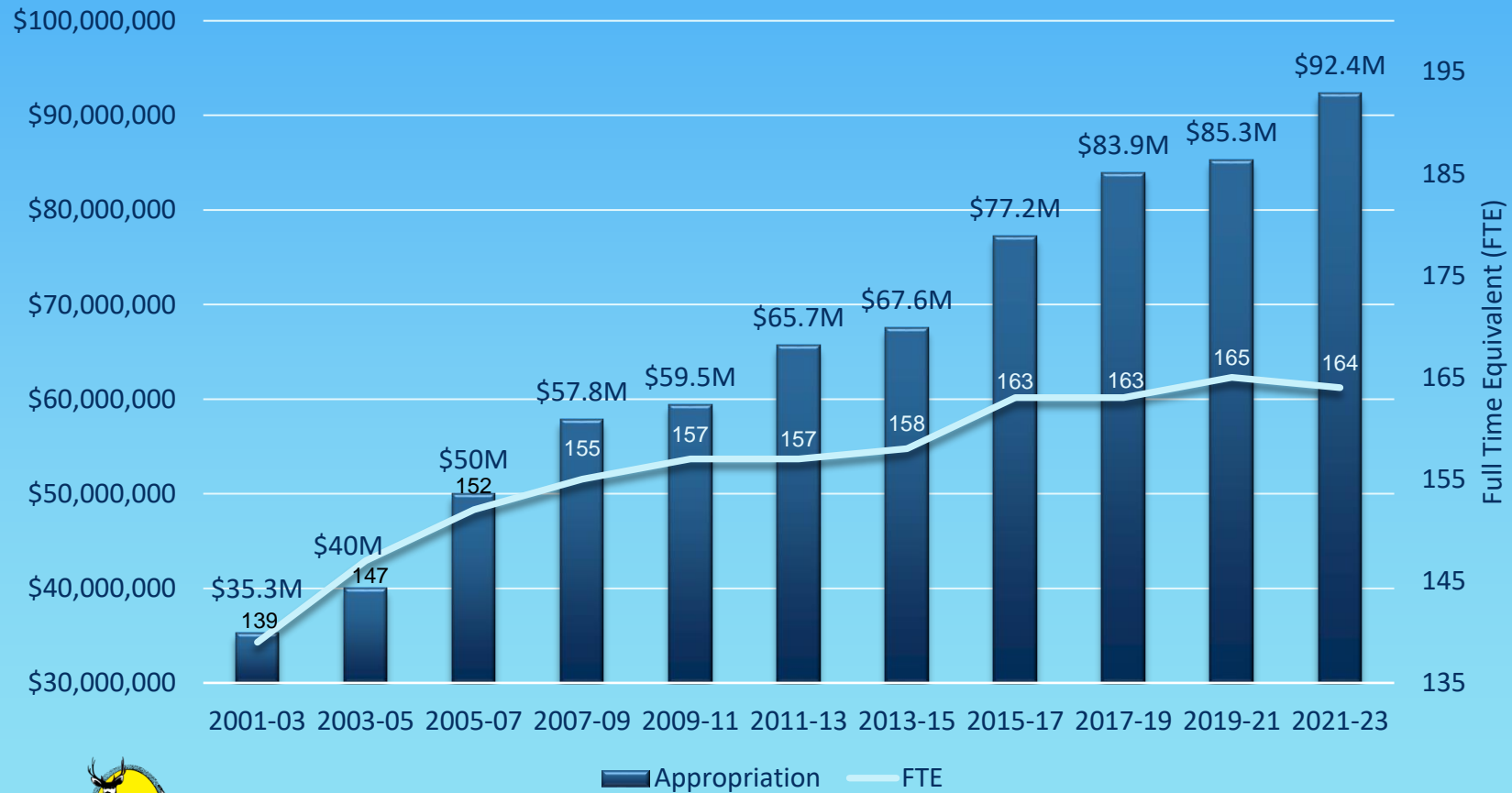
2023 – 2025 CONTINGENT FUNDING

	Request	Federal	Special
Recovering America's Wildlife Act (RAWA) - new Special Line	\$27,150,000	\$22,775,000	\$4,375,000
♦ includes 7 Biologist FTEs			

*Dependent upon Congress approval of Recovering America's Wildlife Act

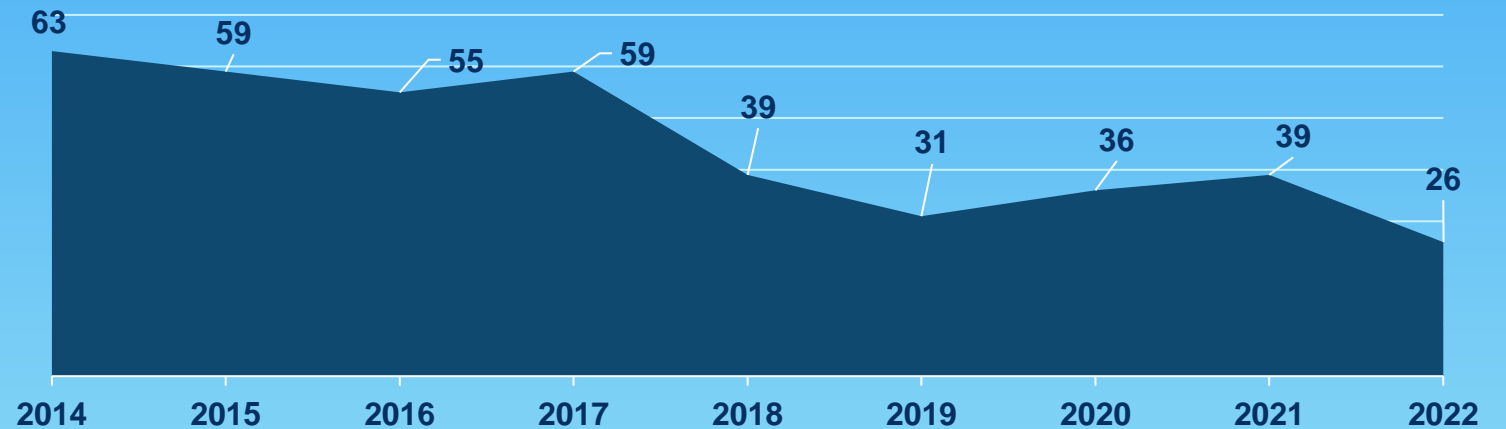


APPROPRIATION and FTE HISTORY



WORKFORCE

WILDLIFE SEASONAL POSITION APPLICANTS – LAST 8 YEARS



Along with decrease in the number of applicants, the quality of applicants is decreasing, lacking skills necessary to perform jobs efficiently and effectively. When seasonal positions are not filled, applicants don't have the experience to meet the minimum qualifications of a full-time classified position. Pay for seasonal employees averages less than a shelf stocker at a retail store.



Questions?

