



Senate Bill 2012

House Appropriations HR Section

Representative Jim Nelson, Chairman

Adult and Aging Services Section | Nancy Nikolas Maier - Director

March 07, 2023

NORTH
Dakota
Be Legendary.

Health & Human Services



Purpose of the programs

The Adult and Aging Services Section administers and delivers more than 40 in-home and community-based services to eligible North Dakotans.

We also protect the health, safety, welfare and rights of vulnerable adults in the community and long-term care residents.

Providing programs that help adults access services closer to home



Support in-home and community-based living

- Service Payments to the Elderly & Disabled (SPED)
- Expanded Service Payments to the Elderly and Disabled (Ex-SPED)
- HCBS Medicaid Waiver/ State Plan-Personal Care, Money Follows the Person
- Supervise HCBS Case Managers



Protect vulnerable adults

- Long-term Care Ombudsman
- Vulnerable Adult Protective Services
- Guardianship Establishment Fund



Administer Older Americans Act svcs

- Contract with local providers for nutrition services, health maintenance and assistive technology
- Legal assistance, falls prevention classes, companionship services



Support caregivers

- Family Caregiver Support Program
- Lifespan Respite
- Dementia Care Services

AGING & ADULT SERVICES: Team Structure and Functions

Adult/Aging Svc (HHS budget)

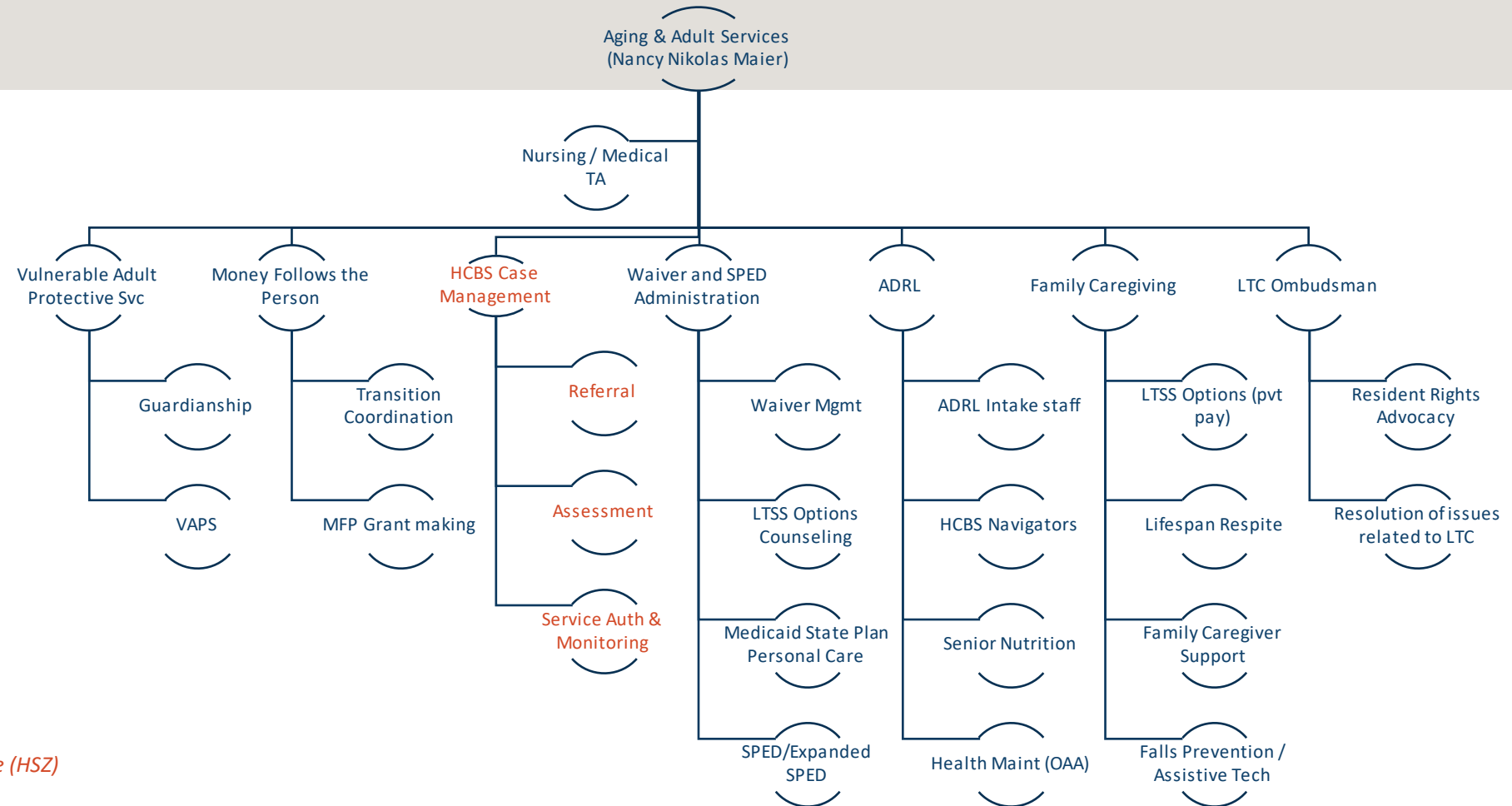
| 21-23 Authorized FTE Base | 23-25 Engrossed SB 2012 FTE | 12-31-22 Vacancies |
|---------------------------|-----------------------------|--------------------|
| 45.7 | 50.7 | 5.0 |

| Avg Age | Avg Yrs of Service | Turnover 2021 | Turnover 2022 |
|-----------|--------------------|---------------|---------------|
| 46 | 11 | 5.9% | 8.7% |

Adult/Aging Svc (457/HSZ budget)

| 21-23 Authorized FTE Base | 23-25 Executive Budget FTE | 12-31-22 Vacancies |
|---------------------------|----------------------------|--------------------|
| 67.0 | 0 | 0 |

Red font = Staff funded via 457 / Human Service Zone (HSZ)

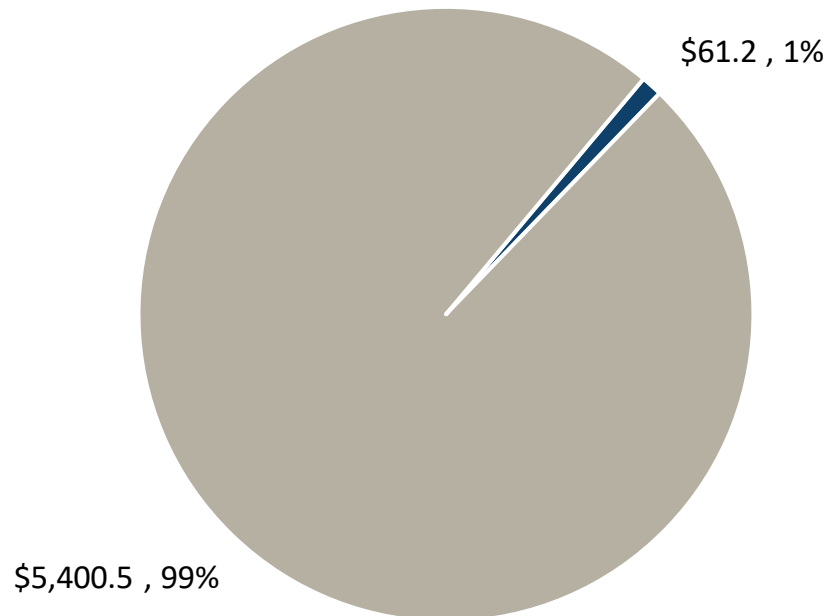


Section budget compared to Engrossed SB 2012 (in millions)

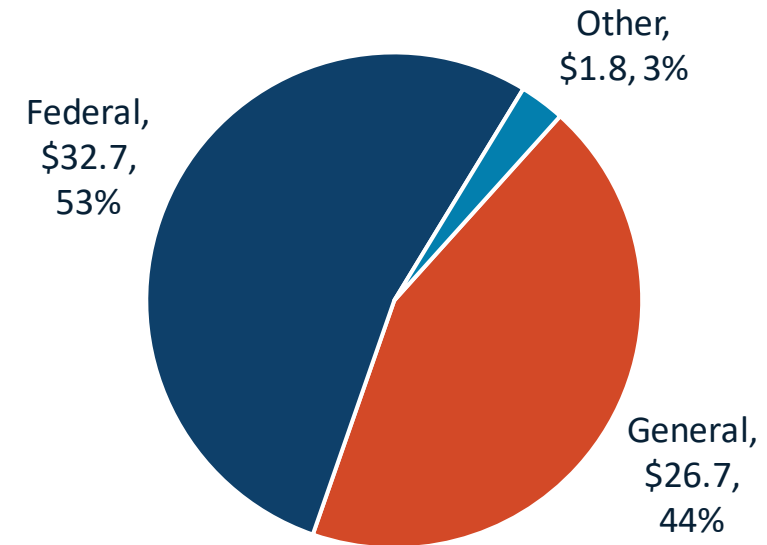
Adult & Aging Services represents 1% of SB 2012, \$61.2 million

2023-2025 Engrossed SB 2012

■ AGING SERVICES ■ OTHER SECTIONS



Adult & Aging Services Budget by Source



ND Century Code Chapters

| Chapter | Chapter Name |
|----------------|--|
| 50-06 | Department of Human Services |
| 50-06.2 | Comprehensive Human Services Programs |
| 50-10.2 | Rights of Health Care Facility Residents |
| 50-10.2-02 (1) | Nursing Homes and Basic Care Facilities |
| 50-11 | Foster Care Homes for Children and Adults |
| 50-24.1 | Medical Assistance for Needy Persons |
| 50-24.7 | Expanded Service Payments for the Elderly and Disabled |
| 50-25.2 | Vulnerable Adult Protective Services |
| 50-24.5 | Aid to Aged, Blind, and Disabled Persons |



Adult & Aging Svc: COVID Funding 2020-22

- Home Delivered Meals - \$8,171,250
- Family Caregiver Support Program - \$1,921,375
- Supportive Service - \$1,988,500
- Companionship Program - \$600,000
- Money Follows the Person - \$5,000,000
- Public Health Workforce - \$78,610
- Long Term Care Ombudsman - \$259,300
- Vulnerable Adult Protective Services - \$2,576,895
- Supplemental ADRL COVID Grant - \$305,454
- Preventive Health Services - \$218,900
- Expanding Access to COVID-19 Vaccines - \$408,836

ND's older adult and adults with physical disability population –Who we serve

Types of Disability



Mobility: Serious difficulty walking or climbing stairs



Cognition: Serious Difficulty concentrating, remembering, or making decisions



Independent living: Serious difficulty doing errands alone such as visiting a doctor's office



Hearing: Deafness or serious difficulty hearing



Vision: Blind or serious difficulty seeing

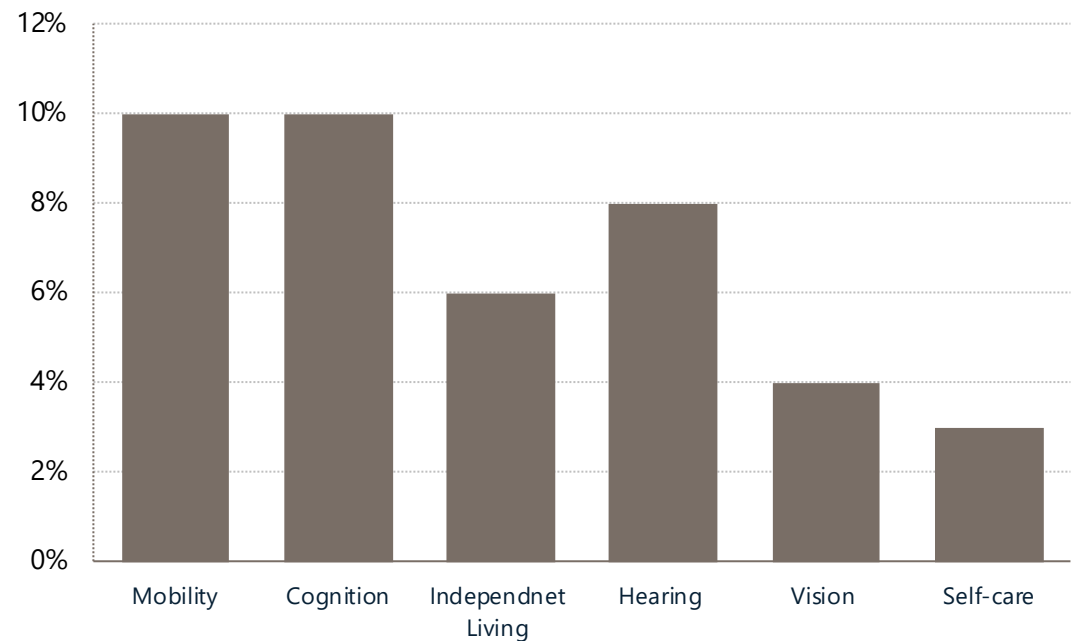


Self-care: Difficulty dressing or bathing



16% of ND's population is 65+

Percentage of adults in ND with select functional disability types



Source: 2022 CDC Disability Impacts ND

ADULT & AGING SERVICES

Types of SUPPORT SERVICES available via HCBS

- Adult Day Care
- **Adult Foster Care**
- Adult Residential Care
- Attendant Care
- Case Management
- Chore Service
- Community Support Services / Residential Habilitation
- Community Transition Services
- **Companionship**
- Emergency Response System
- Environmental Modification
- Extended Personal Care
- Emergency Response System
- Environmental Modification
- **Family Home Care** & Family Personal Care
- **Home-Delivered Meals**
- Homemaker Services
- Non-Medical Transportation
- Personal Care Services
- Respite Care
- Specialized Equipment
- Supervision
- Supported Employment
- Transitional Care

Adult & Aging Services: Who provides care?

Qualified Service Providers (QSPs)

Agency and individual independent contractors who enroll to provide various HCBS

1,156

Qualified Service Providers (QSPs)

137

Agency QSPs

1,019

Individual QSPs

What motivates individual QSPs to enroll as a provider?

- Someone important to them needed care

What would make it easier to stay a QSP?

- Higher rate for services provided

UND Independent QSP Survey June 2022

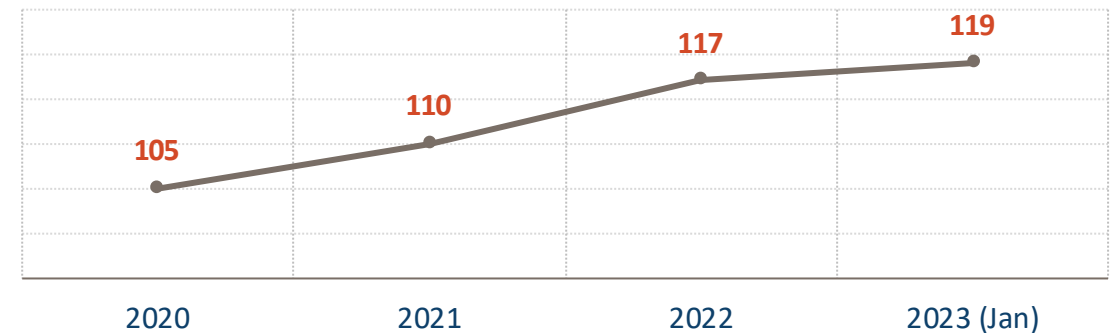
More North Dakotans are choosing home-based community care options every year

- ✓ Since the pandemic, the **demand** for in-home and community-based services has continued to **increase**
- ✓ Increased demand has increased the **average weighted caseload** per HCBS Case Manager
- ✓ **Many HCBS participants have complex needs** (medical and behavioral health needs) that increase the amount of time it takes to provide quality case management services
- ✓ Increased **need** for **additional** HCBS case management **staff**

Unduplicated HCBS Recipients



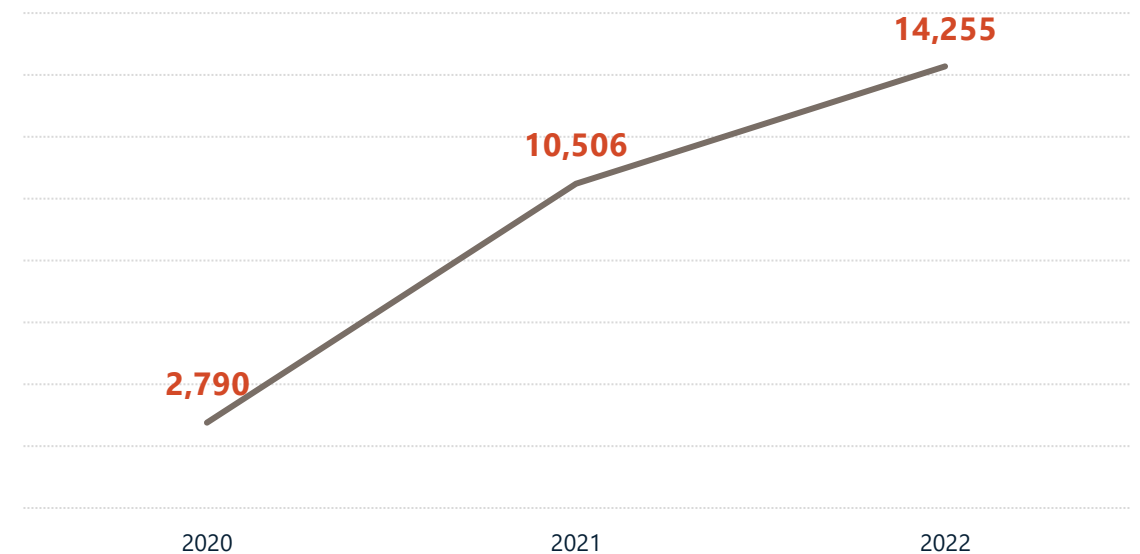
Average Weighted Caseload per Case Manager



ADULT & AGING SERVICES - Aging & Disability Resource Link (ADRL) Centralized Intake

- **Process to receive services referrals**
- Based on “no wrong door” approach
- Network built to support individuals needing long-term care services by simplifying and streamlining access to information and services
- 6 FTE dedicated to centralized intake
- Fully implemented January 2021

ADRL Call Volume



7 in 10

Americans 65+ will need LTC services for an average of 3 years

ADULT & AGING SERVICES

Individuals receiving HCBS services (Dec 2022)

3,158

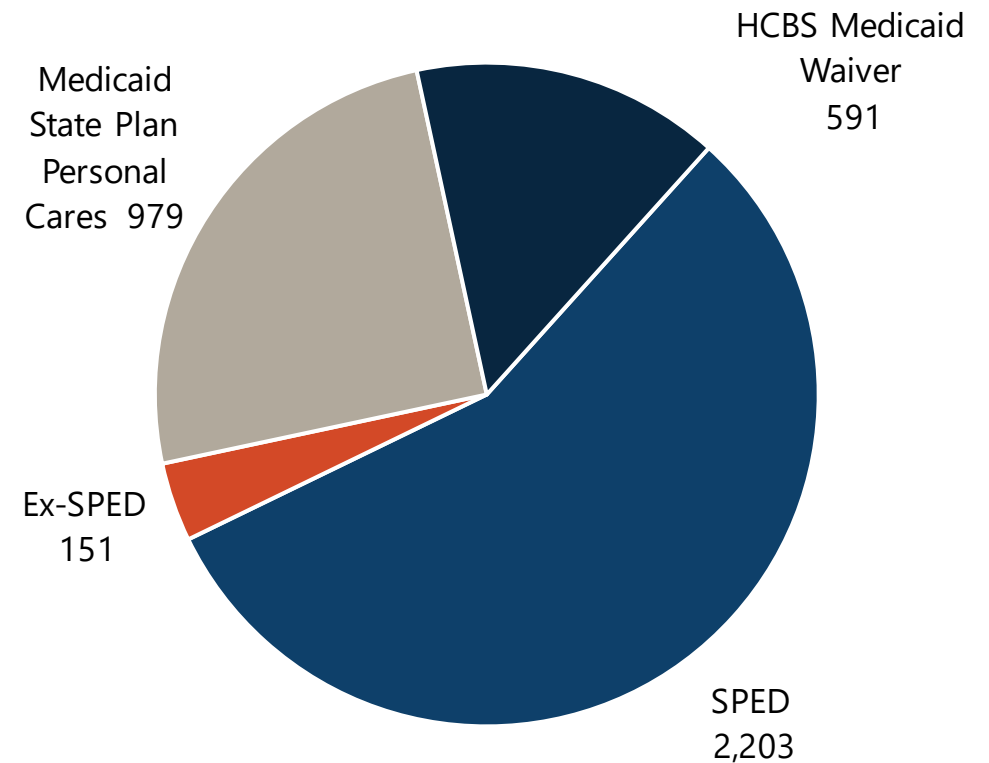
Number of unduplicated recipients supported by HCBS in CY2022

36% ↑

increase since 2020

- Primarily serves older adults and individuals with physical disabilities
- Recipients must be both functionally and financially eligible
- May have client cost share based on income
- Federal and state funds
- Recipients range in age from 15-104 yrs old

Individuals Receiving HCBS in Dec 2022



Source: DHS HCBS Caseload Data Nov 2022

Adult & Aging Services: HCBS Case Management

HCBS Case Managers

Provide the support and structure needed to connect eligible people in need of in-home and community-based care to QSPs in their community.

What do they do?

- Determine eligibility
- Conduct person-centered planning
- Assess needs
- Authorize services
- Monitor for health and safety
- Provide support and guidance to family caregivers

67

HCBS case managers supervised by Adult & Aging Services

158 and 86


On average, 158 new referrals and 86 new cases opened for HCBS each month

Case Management to **3,158**

HCBS recipients and **799**

Medicaid Basic Care Residents in 2022

HCBS Case Management Referrals

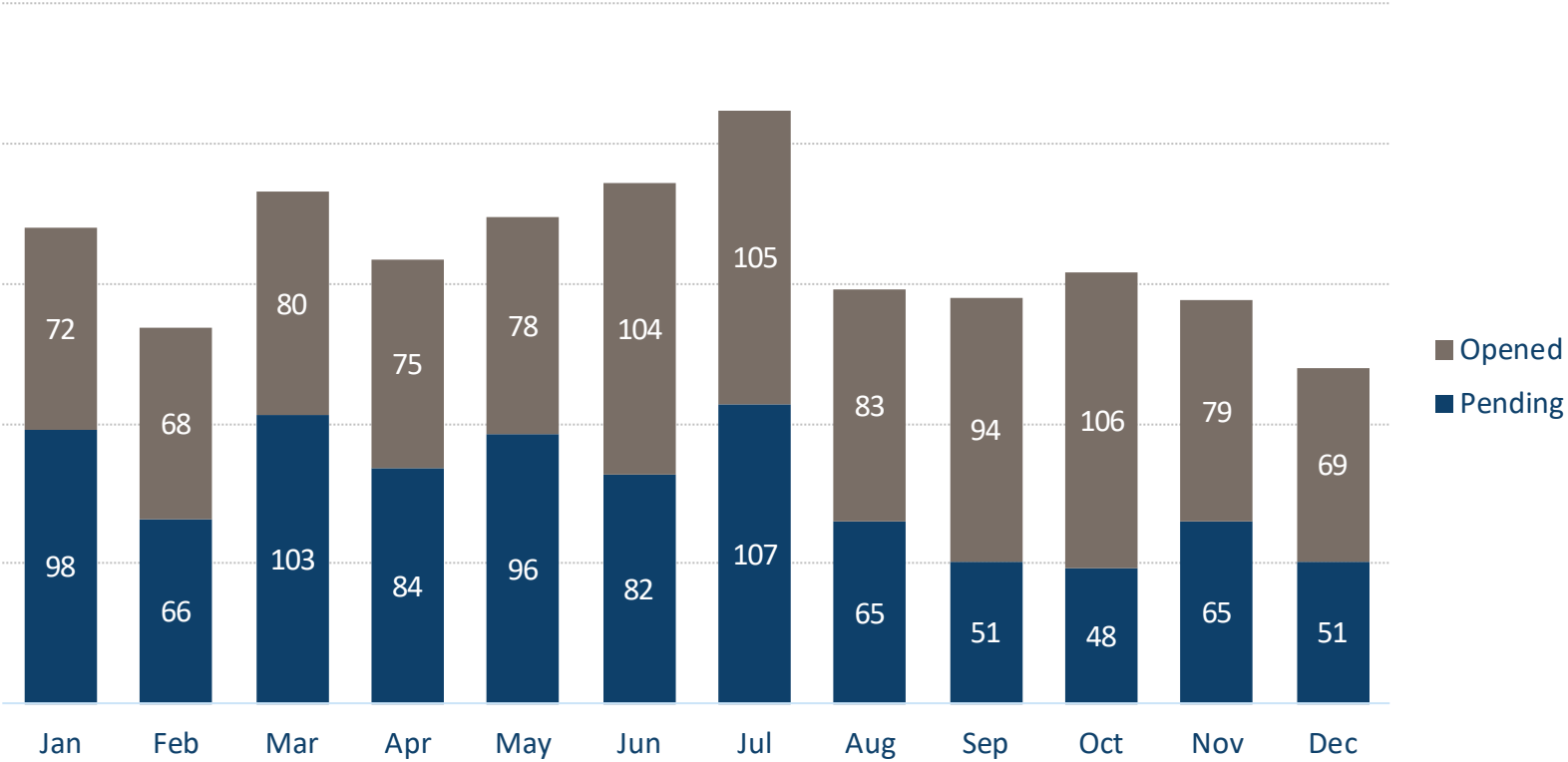


HCBS Case Managers handle pending cases, new referrals and case closures

The nature of HCBS work means that caseloads are constantly changing -- there are many cases opening and closing each month due to:

- Changes in chronic health conditions
- Medical emergencies (stroke, falls) that increase level of disability and need for assistance
- Death

2022 HCBS Referral Summary



Included in 2023-25 Executive Budget Request (not part of engrossed SB 2012)

Shift funding for HCBS Case Management from HSZ/457 Fund to HHS

- HCBS Case Managers designated as part of state team in the Social Service Redesign legislation.
- 457 Fund pays for salary, travel, supplies, and other related costs for these staff.
- EBR proposes change in funding source for HCBS Case Management costs from 457 Fund to HHS budget.



| Total | General | Other |
|--------------|--------------|-----------|
| \$14,763,939 | \$13,779,234 | \$984,705 |

Included in 2023-25 Engrossed SB 2012

Increase staff capacity to deliver HCBS case management and implement DOJ Settlement Agreement

Includes funds to hire 11 FTE to meet demand and strengthen the HCBS delivery system.

- *7 FTE HCBS Case Management 457/HSZ budget (EBR request was for 10 FTE)*
- 1 FTE Aging Services Generalist
- 2 FTE provider navigators
- 1 FTE quality assurance

| Total | General | Other |
|-------------|-----------|-------------|
| \$1,597,591 | \$247,780 | \$1,349,811 |
| \$783,430 | | \$783,430 |

**Funding for 3 HCBS case managers included in EBR but not included in Engrossed SB 2012*

US Department of Justice Settlement Agreement requires the State to provide for a sufficient number of case managers to meeting with eligible individual's face-to face and develop a person-centered plan (PCP). HCBS Case Managers are also required to provide for all necessary services described in the PCP.



ADULT & AGING SERVICES

Older Americans Act (OAA) Services

30,554

Older adults
served in FFY2021

30% increase since FFY 2020

- Serves people age 60+
- No income limits
 - Voluntary contribution
 - Cannot deny service due to unwillingness or inability to contribute
- Federal, state, and local funds
- Services provided by over 40 contracted vendors



About Adult & Aging Services Contracts FFY2022

Who provides the care?

- Eight OAA Senior Nutrition Program - \$7,570,272
- Six Health Maintenance - \$812,000
- Four Tribal Nutrition/Home visits - \$224,701
- Three Vulnerable Adult Protective Services - \$583,871
- Four Centers for Independent Living – Money Follows the Person transition coordination - \$4,178,799
- Alzheimer's Association Dementia Care Services – \$1,300,000



ADULT & AGING SERVICES

Long-Term Care Ombudsman Program

ND Long-Term Care System

| | |
|-------|------------------------|
| 5,244 | Nursing Facility Beds* |
| 659 | Swing Beds |
| 2,097 | Basic Care Beds |
| 3,149 | Assisted Living Units |

**In 248 facilities statewide*

Most Common Complaints

Nursing Homes/Swing Bed Facilities

- Autonomy, Choice, Exercise of Rights
- Care
- Admission, transfer, discharge, eviction

Basic Care & Assisted Living Facilities

- Autonomy, Choice, Preference, Exercise of Rights
- Care
- Environment

1,249
Consultations

397
Complaints
Received

274
Cases
Closed

ADULT & AGING SERVICES

Vulnerable Adult Protective Service (VAPS)

1,641 investigations

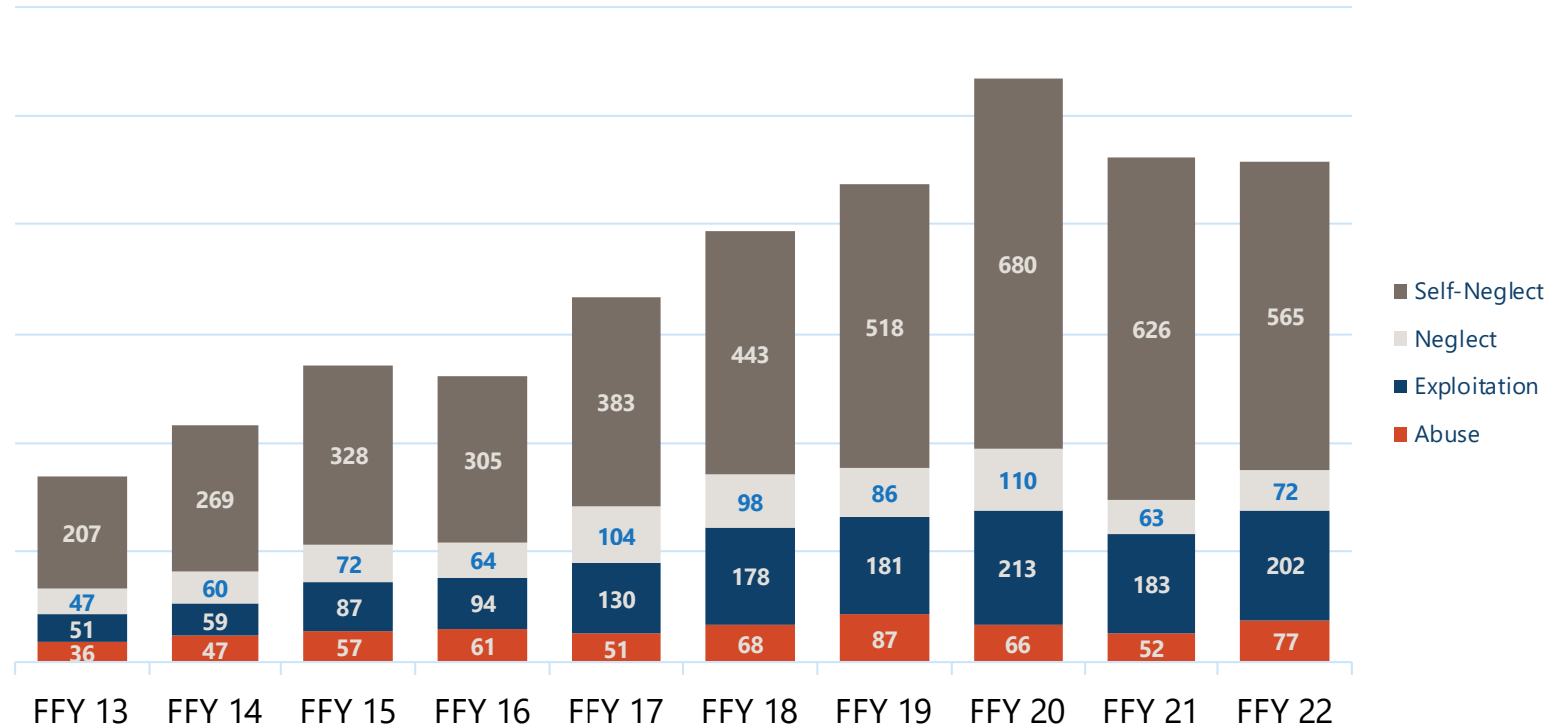
1,676 allegations

916 substantiated

Most common allegations:
Self Neglect
Financial Exploitation

Substantiated Allegations

FFY 2013 – FFY 2022



Supporting North Dakota's Family Caregivers

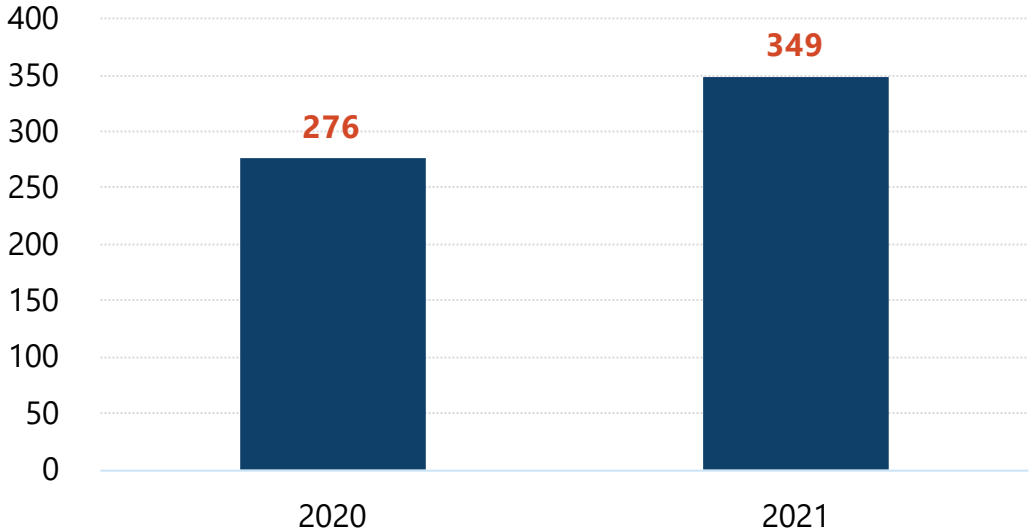
Dementia Care Services – Alzheimer’s Association

- Care consultations for family caregivers and facility staff
- Information and assistance services
- Public and professional training



19,000 caregivers support **15,000** individuals 65+ who are living with Alzheimer’s in North Dakota

Family Caregiver Support Program Consumer Volume



Most utilized service is respite care - short break for caregivers.

Guardianship Establishment Fund

Fund pays legal costs associated with petitioning for guardianship for eligible adults who are incapacitated

179

adults served
July 2021 – Dec 2022

\$2,500

Max petitioning cost per person



Included in 2023-25 Engrossed SB 2012

Increase funding cap for guardianship establishment fund

- Fund covers most petitioning costs for eligible adults who are incapacitated.
- Increase max petitioning costs paid to local attorneys who are willing to assist vulnerable adults and their families and agencies by \$500 (from \$2,500 to \$3,000)
- Engrossed SB 2012 does not increase the number of people served; it just increases the max reimbursement rate.

| Total | General | Other |
|-----------|-----------|-------|
| \$70,500 | \$70,500 | \$0 |
| \$177,000 | \$177,000 | \$0 |

**Note: This item was included in the Executive Budget Request but due to changing utilization, department requests consideration of higher amount*



Senior Nutrition Services

The pandemic changed the **way meals are delivered** to older adults.

- Home delivered
- Pre-packaged grab-and-go
- Curbside pickup
- Frozen meal options

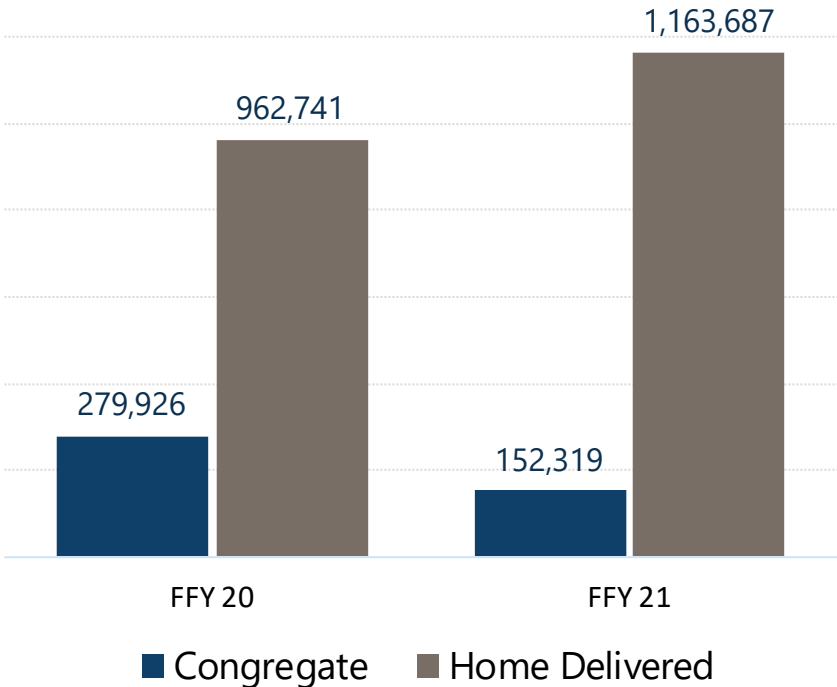
1,316,006

Meals served FFY2021

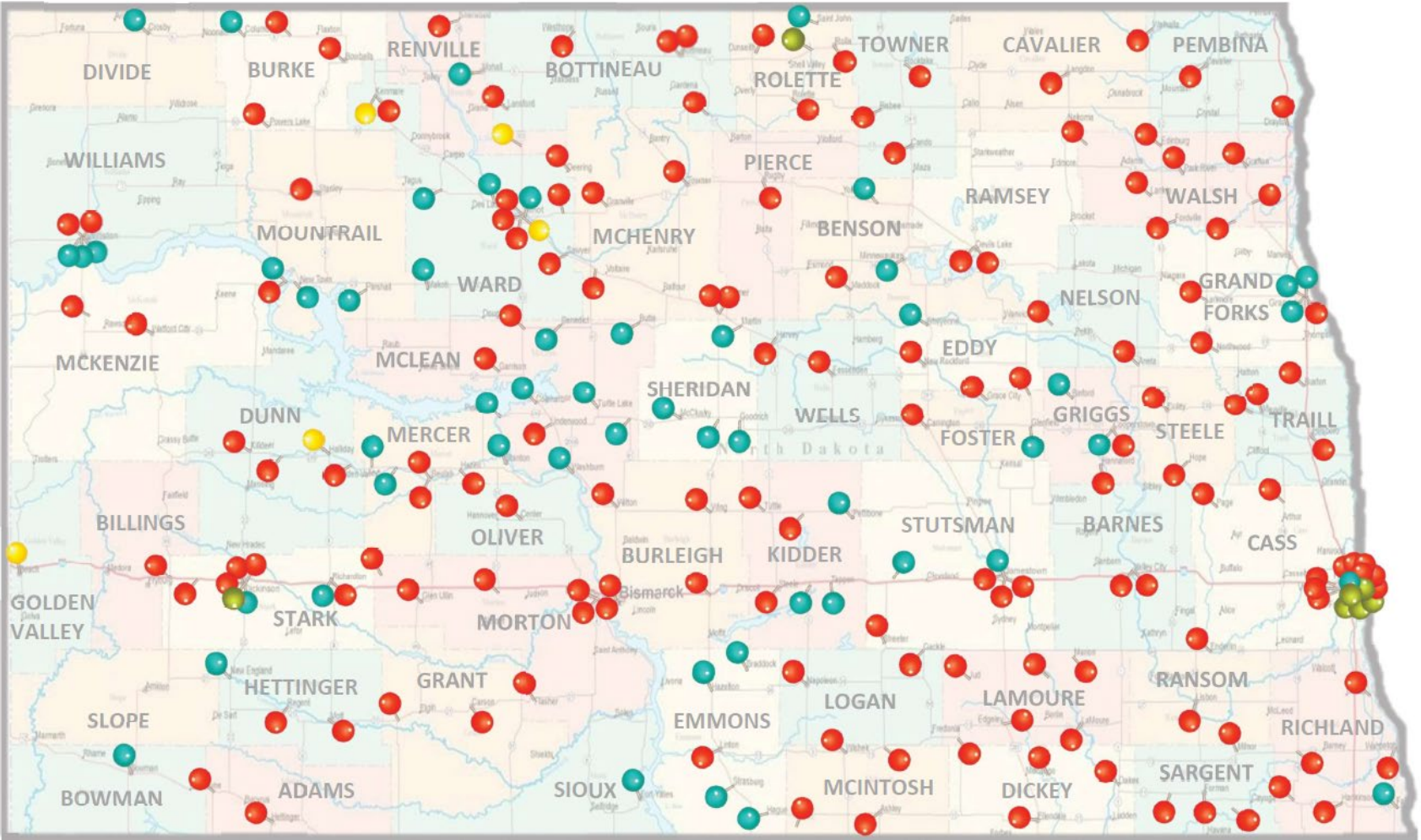
21,008

Consumers served

Nutrition services shifted toward home-delivered meals during COVID-19



Older Americans Act (OAA) North Dakota Nutrition Sites



MAP LEGEND:

- Congregate Nutrition Sites Only
- Home Delivered Meals (HDM) Only
- Both Congregate and HDM Options
- Café 60 Nutrition Sites

STATE TOTAL:

214

- 07 Congregate Nutrition Sites Only
- 53 Home Delivered Meals (HDM) Only
- 149 Both Congregate and HDM Options
- 05 Café 60 Nutrition Sites

Included in 2023-25 Engrossed SB 2012

Increase per meal rate for OAA Senior Nutrition program

- Demand and the cost of labor, groceries, fuel, and packaging of home delivered, and congregate meals has increased.
- Nutritionally dense meals help older adults maintain strength which helps maintain their independence.
- All senior nutrition program meals are currently being reimbursed at \$6 per meal.
 - Contract dates July 1, 2022, through June 30, 2023.
- Engrossed SB 2012 increases meal rate to \$7.62 congregate, and \$8.89 for home-delivered meals.

| Total | General | Other |
|--------------|--------------|-------|
| \$12,854,294 | \$12,854,294 | \$0 |



Nutrition 23-25 Walkthrough

North Dakota Department of Human Services
Changes in Nutrition Services from 2021-2023 Appropriation to 2023-2025 Engrossed SB 2012

| Service Description | 2021-2023 Appropriation | Changes in federal funds | Changes in general fund | 2023-2025 Budget to OMB | Inflation 4%/3% | 2023-2025 Budget To Chamber 1 | Inflation Year 2 1% Increase | 2023-2025 Budget To Chamber 2 |
|-------------------------------|----------------------------|-----------------------------|----------------------------|-------------------------------|--------------------|-------------------------------------|---------------------------------------|-------------------------------------|
| Congregate Meals | 5,102,530 | 0 | 2,640,715 | 7,743,245 | 0 | 7,743,245 | | 7,743,245 |
| Home Delivered Meals | 9,874,422 | (7,047,628) | 11,213,579 | 14,040,373 | 0 | 14,040,373 | | 14,040,373 |
| Nutrition Services Incentives | 1,693,820 | 24,071 | 0 | 1,717,891 | 0 | 1,717,891 | | 1,717,891 |
| State Funds to Providers | 1,421,654 | 0 | 0 | 1,421,654 | 79,044 | 1,500,698 | 7,392 | 1,508,090 |
| Total | 18,092,426 | (7,023,557) | 13,854,294 | 24,923,163 | 79,044 | 25,002,207 | 7,392 | 25,009,599 |
| General Funds | 3,212,272 | 0 | 13,854,294 | 17,066,565 | 79,044 | 17,145,609 | 7,392 | 17,153,001 |

Implementing the Settlement Agreement between U.S. DOJ & State of North Dakota

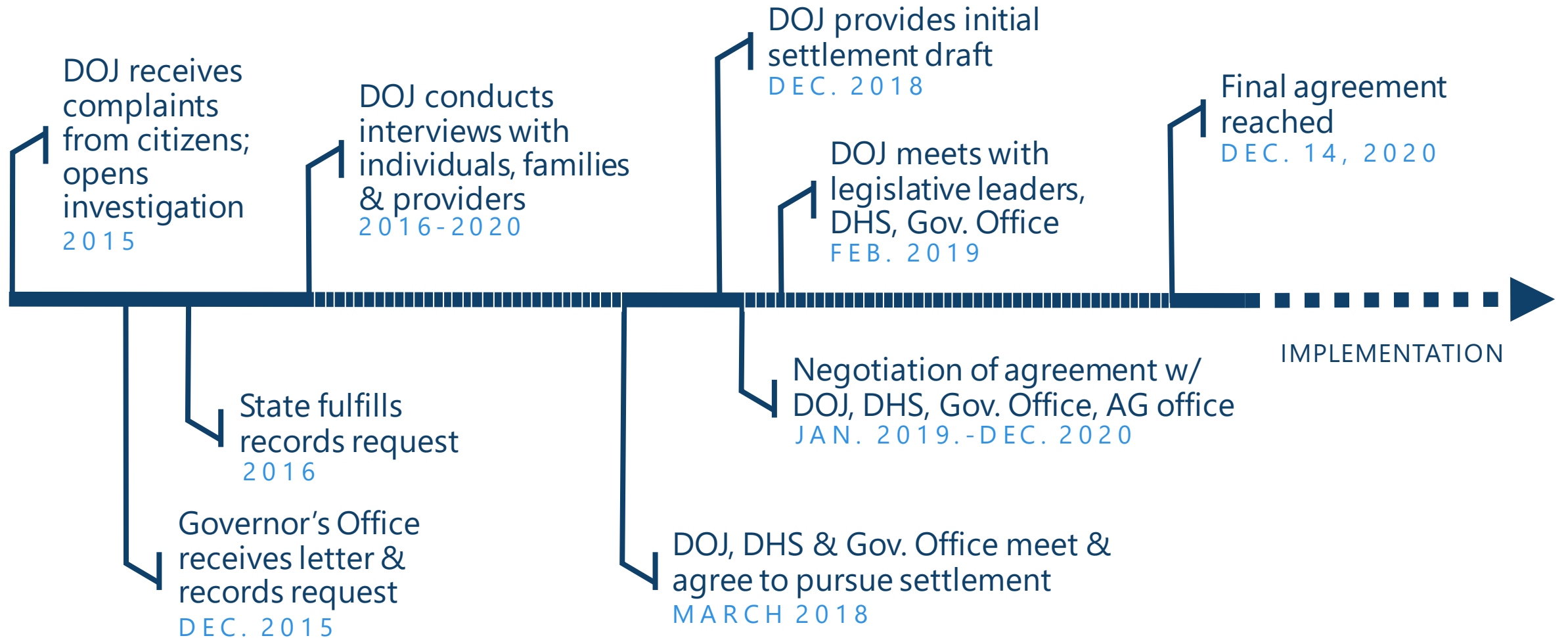
PURPOSE is to ensure that ND will **meet Americans with Disabilities Act (ADA) requirements** by providing services, programs, and activities for individuals with physical disabilities in the most integrated setting appropriate to their needs.

Effective Dec. 14, 2020

Agreement will terminate eight years after effective date if Parties agree that the state has attained substantial compliance with all provisions and maintained that compliance for a period of one year.



TIMELINE




VARIETY OF CONCERNS

EXAMPLES PROVIDED BY DOJ

 **Unnecessary segregation** of disabled individuals in skilled nursing facilities

Adults in skilled nursing facilities who would **rather be in their community**



 **Imbalance of funds** to skilled nursing facilities and community-based services

Lack of awareness about existing transition services and available tools



WHO ARE WE TRYING TO REACH?

Defining Target Population

Basic Eligibility

- Individual with physical disability
- Over age 21
- Eligible or likely to become eligible to receive Medicaid long-term services and supports (LTSS)
- Is likely to require LTSS for at least 90 days.



IF in skilled nursing setting

- Receive Medicaid-funded nursing facility services AND
 - Likely to require long term services and supports
- Receive nursing facility services AND
 - Likely to become eligible for Medicaid within 90 days, have submitted a Medicaid application, and have approval for a long-term nursing facility stay

IF in hospital or home setting

- Referred for a nursing facility level of care determination AND
 - Likely to need services long term
- Need services to continue living in the community AND
 - Currently have a HCBS Case Manager or have contacted the ADRL

New Target Population Members (TPMs) Receiving HCBS that were DIVERTED from a SNF

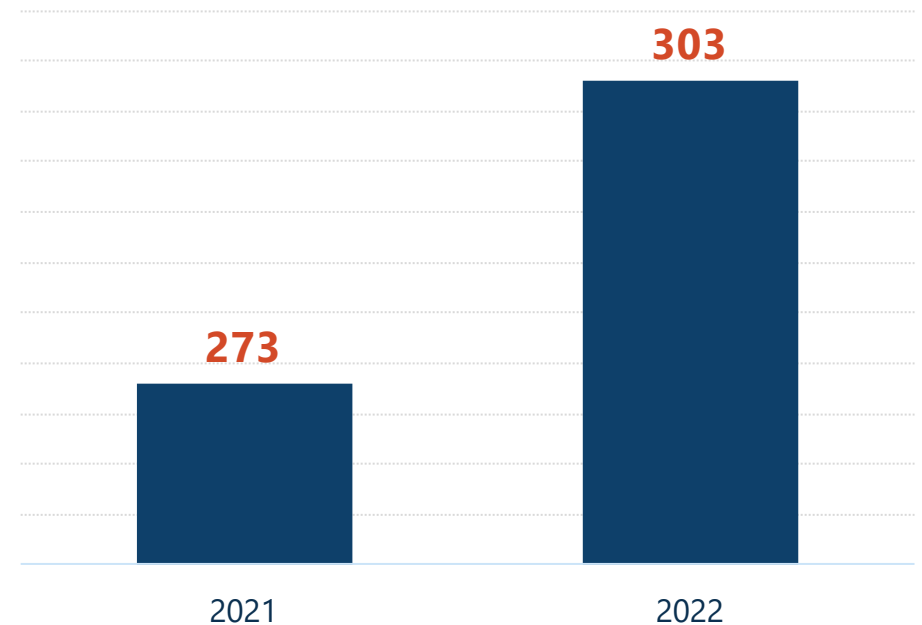
“**Diversion**” happens when a Medicaid eligible individual who screens at a nursing facility level of care receives a set of services (HCBS, housing etc.) that allows them to remain in an integrated setting and avoid institutionalization.

DOJ Settlement Agreement **REQUIRED**
ND to **divert at least 100** individuals by
Dec. 13, 2022.

Benchmark achieved



HCBS Unduplicated Diversions



ADULT & AGING SERVICES

TPMs who Transitioned to an Integrated Setting

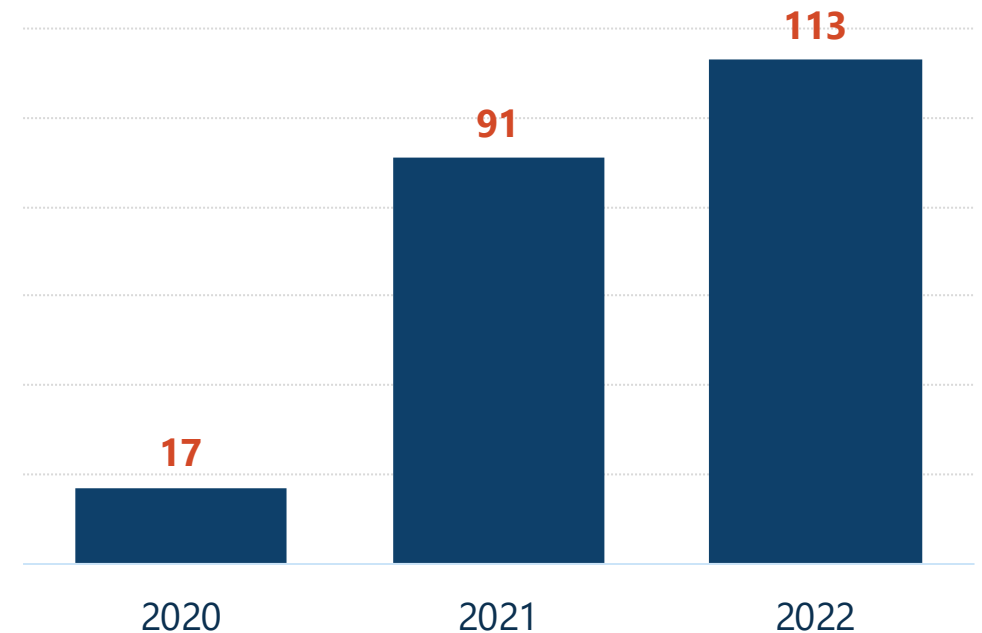
“**Transition**” happens when a Medicaid eligible individual who resides at a nursing facility receives transition supports and a set of services (HCBS, housing etc.) that allows them to move to an integrated setting in the community.

DOJ Settlement Agreement
REQUIRED ND to transition at least 100 individuals by Dec. 13, 2022.

Benchmark achieved



TPM Transitions



Included in 2023-25 Engrossed SB 2012

Staff person to assist with continued implementation of US DOJ Settlement Agreement

- Requesting 1 FTE for the US DOJ Settlement Support Specialist
- Language in 2021-2023 HB 2012 included a sunset for this position.
- State implementation of settlement is 8 years if we can show substantial compliance.
- Job responsibilities include, administrative support for the Agreement Coordinator, data collection and overseeing the development of the semi-annual and ad hoc requirements in the Settlement Agreement.

| Total | General | Other |
|------------|---------|------------|
| \$ 235,208 | \$0 | \$ 235,208 |

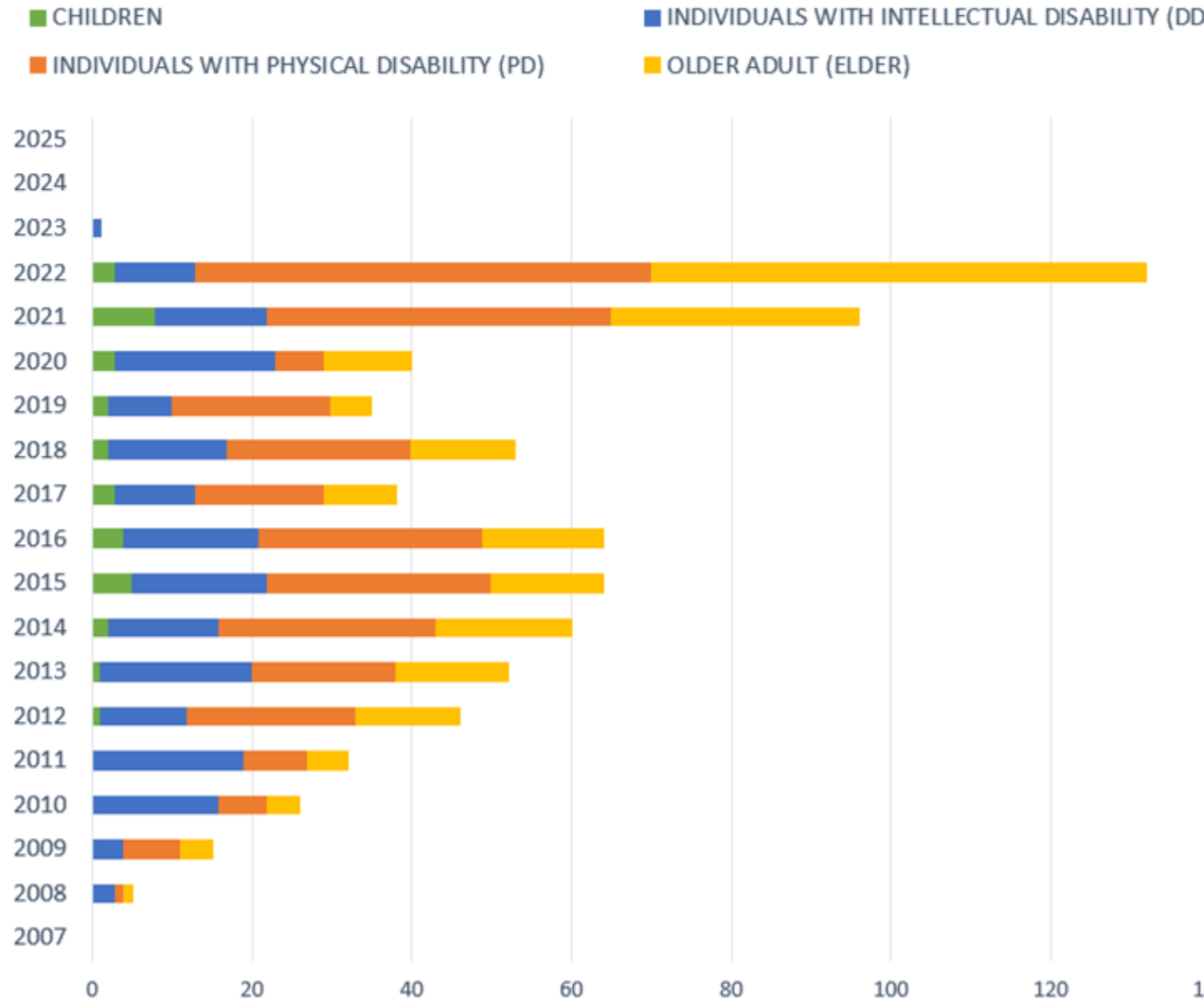


Adult & Aging Services

Money Follows the Person Grant

- Federal Grant designed to assist states to increase the use of HCBS to achieve Long Term Service (LTSS) and Supports System Rebalancing
- Eliminate barriers that prevent individuals from receiving LTSS in the setting of their choice
- MFP Grant started 2007 - \$8.9 million
- Award through 2022 \$47.8 million (fed) and \$4.3 (state)
- Transitioned 759 individuals over the past 15 years

RUNNING MFP TRANSITION SUMMARY PER YEAR



ADULT & AGING SERVICES

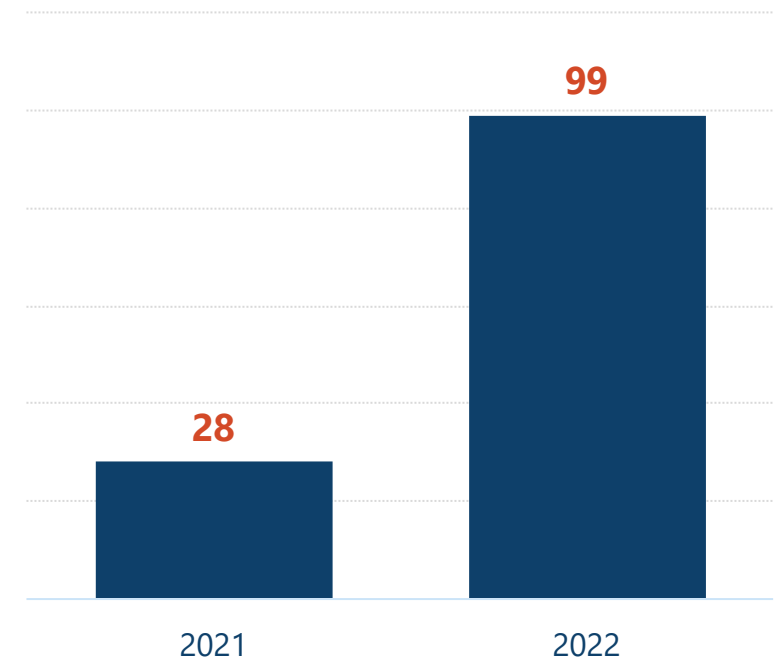
TPMs Receiving Permanent Supported Housing

“Permanent Supported Housing” is providing affordable housing, rental assistance, meeting with landlords, application assistance etc., in addition to other traditional HCBS that allows an individual to live in a private residence alone or with family, their significant other or roommates of their choosing.

DOJ Settlement Agreement REQUIRED
ND to provide this service to
20 individuals by Dec. 13, 2021, and
30 individuals by Dec. 13, 2022

Benchmark achieved 

TPM Receiving Permanent Supported Housing



ADULT & AGING SERVICES

TPM Accessing Various Forms of Rental Help

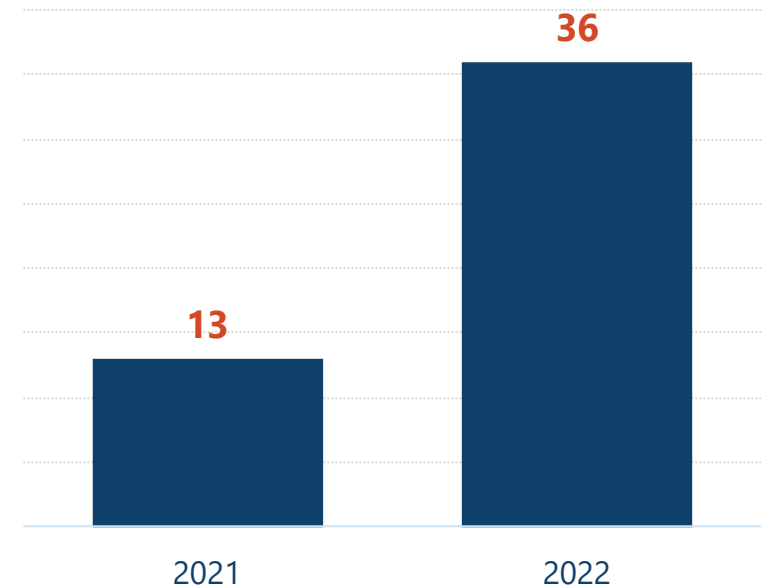
“**Rental assistance**” is assisting individuals in paying for affordable housing in the community and may also involve paying for affordable housing costs during an institutional stay, so the individual does not lose their place to live in the community.

2021-2023 approved budget included \$300,000 to fund approx. 375 months of housing assistance over the course of the biennium.

Strategy achieved



TPMs Accessing Rental Assistance



Additional Adult/Aging Svc Request

Rental assistance funds to meet housing requirements in the US DOJ Settlement Agreement

| Total | General | Other |
|-----------|-----------|-------|
| \$300,000 | \$300,000 | \$0 |

- US DOJ Settlement Agreement requires the State to provide permanent supported housing (PSH), including rental assistance as necessary, to a specified number of target population members each year.
 - Year 1 – 20 people
 - Year 2 – 30 people
 - Year 3 – 60 people
 - Year 4 - # based on aggregate of need
- The item was inadvertently omitted from the executive budget request; it was intended to have been included in the base budget.



Comparison of 2023-2025 budgets and related funding

By major expense

| Description | 2023 - 2025 Budget Base | Increase / (Decrease) | 2023 - 2025 Executive Budget | Increase / (Decrease) | Engrossed SB 2012 |
|-----------------------|----------------------------|--------------------------|---------------------------------|--------------------------|----------------------|
| Salaries and Benefits | \$ 8,748,214 | \$ 20,359,994 | \$ 29,108,208 | \$ (16,672,038) | \$ 12,436,170 |
| Operating | 23,443,640 | 20,968,013 | 44,411,653 | 499,081 | 44,910,734 |
| IT Services | 6,000 | 19,800 | 25,800 | - | 25,800 |
| Capital Asset Expense | - | - | - | - | - |
| Capital Assets | - | - | - | - | - |
| Grants | 4,318,476 | (807,503) | 3,510,973 | 310,779 | 3,821,752 |
| Total | \$ 36,516,330 | \$ 40,540,304 | \$ 77,056,634 | \$ (15,862,178) | \$ 61,194,456 |

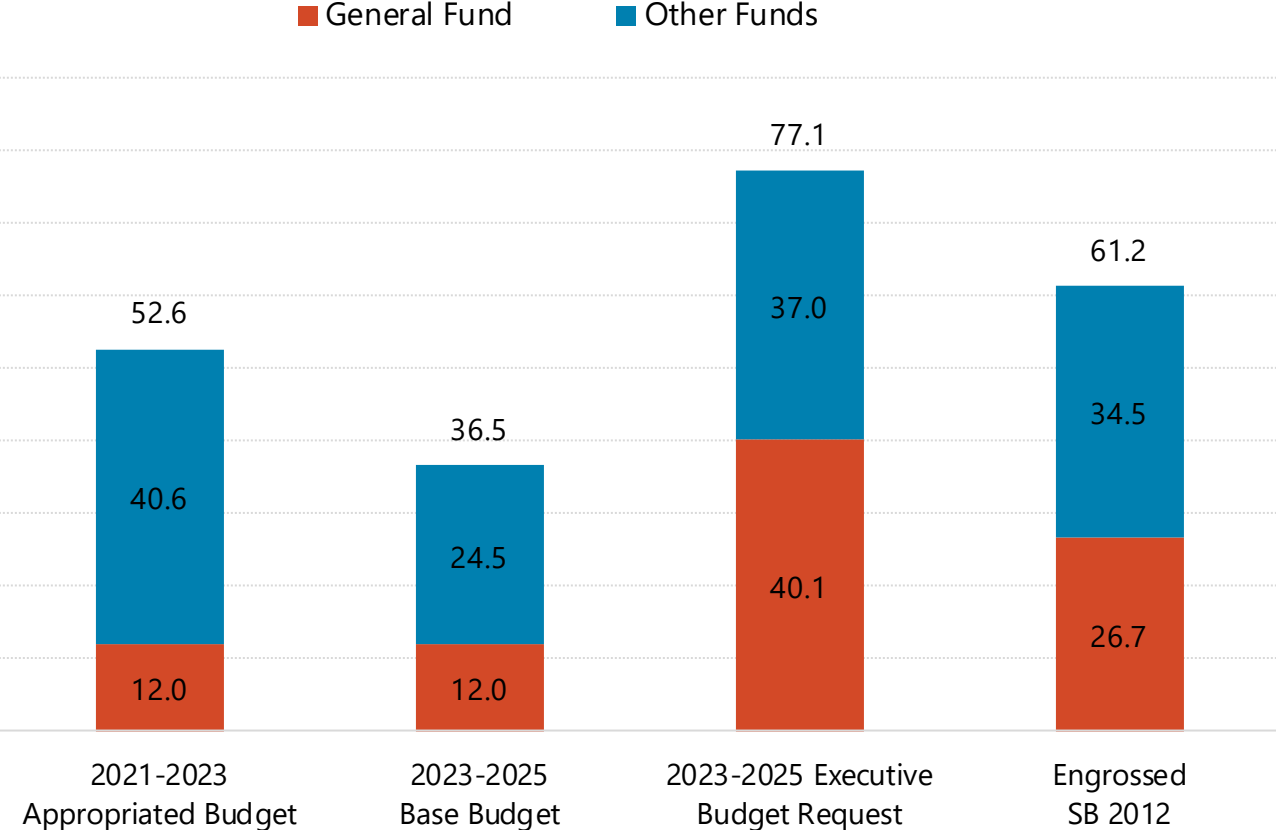
| | | | | | |
|----------------------|----------------------|----------------------|----------------------|------------------------|----------------------|
| General Fund | \$ 11,963,529 | \$ 28,094,380 | \$ 40,057,909 | \$ (13,338,440) | \$ 26,719,469 |
| Federal Funds | 23,806,863 | 9,035,940 | 32,842,803 | (173,042) | 32,669,761 |
| Other Funds | 745,938 | 3,409,985 | 4,155,923 | (2,350,697) | 1,805,226 |
| Total Funds | \$ 36,516,330 | \$ 40,540,305 | \$ 77,056,635 | \$ (15,862,179) | \$ 61,194,456 |

| | | | | | |
|----------------------------|-------|-------|--------|---------|-------|
| Full Time Equivalent (FTE) | 45.70 | 82.00 | 127.70 | (77.00) | 50.70 |
|----------------------------|-------|-------|--------|---------|-------|

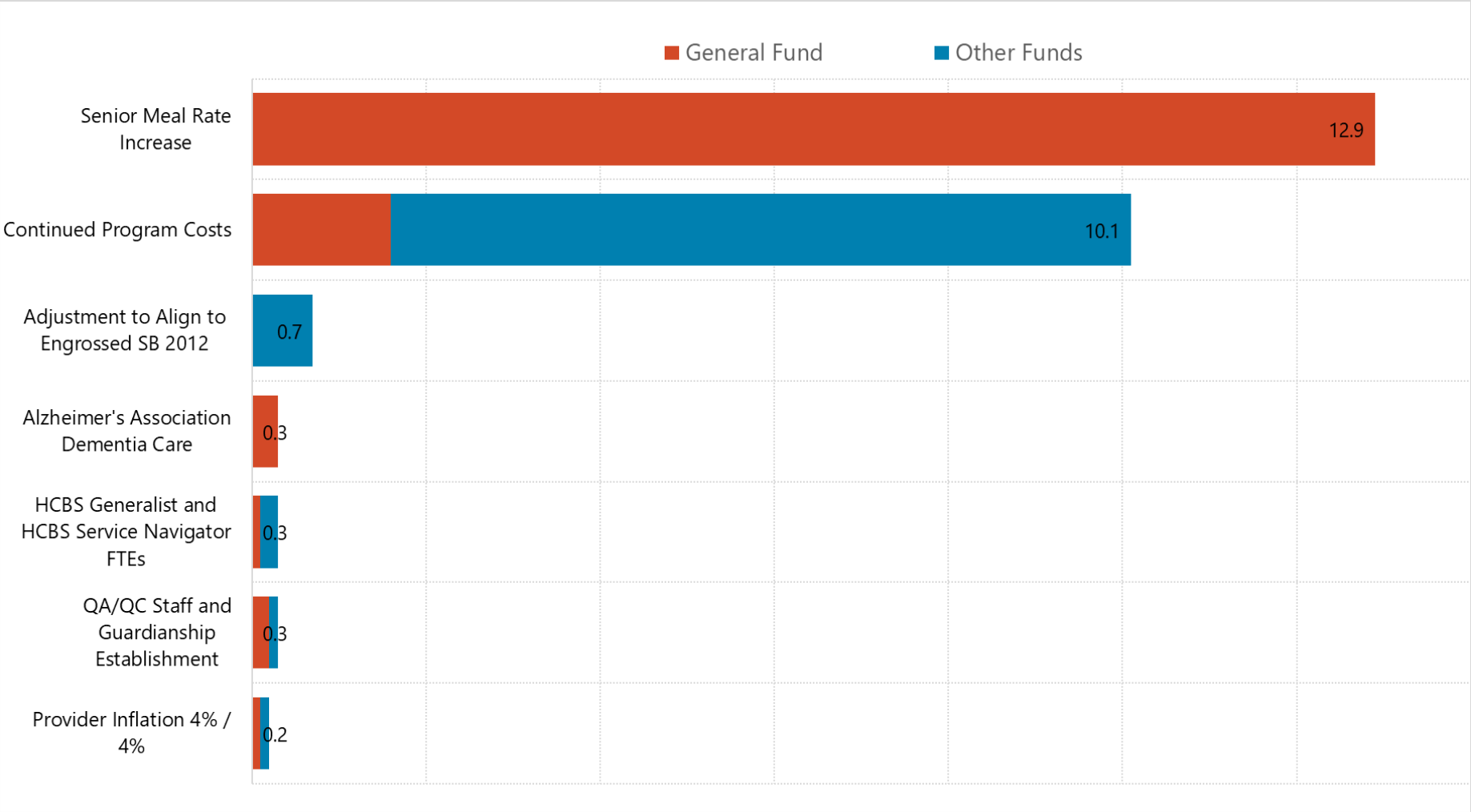
Adult & Aging Services Comparison of total budget with funding (in millions)

INCREASE FROM BASE TO ENGROSSED SB 2012 \$24.7 MILLION

- Increase in operating/IT costs of \$21.5M
- Increase in salaries and benefits of \$3.7M
- Decrease in grants of (\$0.5M)



Comparison of base budget to Engrossed SB 2012(in millions)



Comparison of 2023-2025 budgets and related funding

By detailed expense

| Description | 2023 - 2025 Budget Base | Increase / (Decrease) | 2023 - 2025 Executive Budget | Increase / (Decrease) | Engrossed SB 2012 |
|--------------------------------------|----------------------------|--------------------------|---------------------------------|--------------------------|----------------------|
| 511x Salaries - Regular | \$ 5,909,352 | \$ 12,102,558 | \$ 18,011,910 | \$ (11,348,518) | \$ 6,663,391 |
| 512x Salaries - Other | - | - | - | - | - |
| 513x Salaries Temp | 110,082 | 2,298,204 | 2,408,286 | - | 2,408,286 |
| 514x Salaries Overtime | - | 116,262 | 116,262 | (116,262) | - |
| 516x Salaries Benefits | 2,728,781 | 5,842,970 | 8,571,751 | (5,207,258) | 3,364,493 |
| Total Salaries & Benefits | \$ 8,748,214 | \$ 20,359,995 | \$ 29,108,209 | \$ (16,672,039) | \$ 12,436,170 |
| 52x Travel | 119,167 | 182,690 | 301,857 | (182,440) | 119,417 |
| 53x Supply | 7,918 | 111 | 8,029 | (2,148) | 5,881 |
| 54x Postage & Printing | 11,273 | 901 | 12,174 | - | 12,174 |
| 55x Equipment under \$5,000 | 750 | 1,750 | 2,500 | (1,500) | 1,000 |
| 56x Utilities | - | - | - | - | - |
| 57x Insurance | 3,300 | - | 3,300 | - | 3,300 |
| 58x Rent/Leases - Bldg/Equip | 61,584 | 227,715 | 289,299 | - | 289,299 |
| 59x Repairs | - | - | - | - | - |
| 61x Professional Development | 41,138 | 21,325 | 62,463 | (20,000) | 42,463 |
| 62x Fees - Operating & Professional | 23,198,510 | 20,533,521 | 43,732,031 | 705,169 | 44,437,200 |
| 67x Expenses | - | - | - | - | - |
| 53x Supplies | 3,000 | - | 3,000 | - | 3,000 |
| 60x IT Expenses | 3,000 | 19,800 | 22,800 | - | 22,800 |
| 68x Land, Building, Other Capital | - | - | - | - | - |
| 69x Over | - | - | - | - | - |
| 69x Equipment Over \$5,000 | - | - | - | - | - |
| 71x Grants, Benefits, & Claims | 4,072,480 | (807,503) | 3,264,977 | 310,778 | 3,575,756 |
| 72x Transfers | 245,996 | - | 245,996 | - | 245,996 |
| Total Operating | \$ 27,768,116 | \$ 20,180,310 | \$ 47,948,427 | \$ 809,859 | \$ 48,758,286 |
| Total | \$ 36,516,330 | \$ 40,540,305 | \$ 77,056,635 | \$ (15,862,179) | \$ 61,194,456 |

Comparison of 2023-2025 funding

| Description | 2023 - 2025 Budget Base | Increase / (Decrease) | 2023 - 2025 Executive | Increase / (Decrease) | Engrossed SB 2012 |
|---------------|----------------------------|--------------------------|--------------------------|--------------------------|----------------------|
| General Fund | \$ 11,963,529 | \$ 28,094,380 | \$ 40,057,909 | \$ (13,338,440) | \$ 26,719,469 |
| Federal Funds | 23,806,863 | 9,035,940 | 32,842,803 | (173,042) | 32,669,761 |
| Other Funds | 745,938 | 3,409,985 | 4,155,923 | (2,350,697) | 1,805,226 |
| Total Funds | \$ 36,516,330 | \$ 40,540,305 | \$ 77,056,635 | \$ (15,862,179) | \$ 61,194,456 |

Summary of Additional Adult & Aging Services Budget Requests

| | General | Other | TOTAL |
|---|---|-----------|---|
| Increase the per petition funding cap available through the guardianship establishment fund * | \$177,000 <i>(in addition to original request of \$70,500)</i> | \$0 | \$177,000 <i>(in addition to original request of \$70,500)</i> |
| Rental assistance funds to meet housing requirements in the US DOJ Settlement Agreement | \$300,000 | \$0 | \$300,000 |
| 3 additional HCBS Case Managers in the HSZ/457 fund | | \$783,430 | 783,430 |
| TOTAL | \$477,000 | \$783,430 | \$1,260,430 |

**Note: This item was included in the Executive Budget Request but due to changes in utilization, requesting consideration for additional funding; this table reflects additional amount*

SB 2012 Sections 23, 25 and 32 Exemptions

SENATE BILL NO. 2012 DEPARTMENT OF HEALTH AND HUMAN SERVICES' BUDGET AGING SERVICES SECTION

SECTION 23 (Governor's Recommendation). EXEMPTION. The amount appropriated for the purpose of vulnerable adult protection services program in chapter 549 of the 2021 Special Session Laws is not subject to the provisions of section 54-44.1-11. Any unexpected funds from this appropriation are available for the vulnerable adult protection services program during the biennium beginning July 1, 2023, and ending June 30, 2025.

SECTION 25 (Governor's Recommendation). EXEMPTION. The amount appropriated for the purpose of money follows the person capacity program in chapter 549 of the 2021 Special Session Laws is not subject to the provisions of section 54-44.1-11. Any unexpected funds from this appropriation are available for the money follows the person capacity program during the biennium beginning July 1, 2023, and ending June 30, 2025.

SECTION 32 (Governor's Recommendation). EXEMPTION. The amount appropriated for the purpose of federal medical assistance percentage adjustments in chapter 549 of the 2021 Special Session Laws is not subject to the provisions of section 54-44.1-11. Any unexpected funds from this appropriation are available for the home and community-based services 10% plan during the biennium beginning July 1, 2023, and ending June 30, 2025.



On the horizon for Adult & Aging Services



- Meet the continued implementation and reporting requirements of the US DOJ SA
- Continue to address the workforce shortage and “service deserts” by partnering with the provider community and thinking of creative ways to attract and retain direct service professionals.
- Improve the provider enrollment experience.
- Create opportunities for adults of all ages to complete futures planning by providing education and support to create durable powers of attorney for healthcare etc.



Contact information

Nancy Nikolas Maier

Director, Adult & Aging Services Section
nmaier@nd.gov

<https://www.hhs.nd.gov/adults-and-aging>

ADRL 1-855-462-5465

[U.S. Department of Justice Settlement Agreement | Health and Human Services North Dakota](#)