



Engrossed Senate Bill 2012

House Appropriations Committee
Representative Jon Nelson, Chairman

Early Childhood | March 8, 2023 | Kay Larson, Early Childhood Section Director

NORTH
Dakota
Be Legendary.

| Health & Human Services

What happens during early childhood lays the foundation for school and life success.

WHY EARLY CHILDHOOD MATTERS

IT'S AN OPPORTUNITY TO MAKE A POSITIVE, LIFELONG IMPACT



95% OF BRAIN DEVELOPMENT OCCURS BEFORE THE AGE OF **FIVE**¹

DURING THE FIRST 5 YEARS OF LIFE, EMOTIONALLY NOURISHING RELATIONSHIPS LAY THE FOUNDATION FOR LIFELONG HEALTH AND WELL-BEING²



0 1 2 3 4 5

THE AVERAGE PRICE OF CENTER-BASED INFANT CHILD CARE IN ND IS MORE THAN THE AVERAGE ANNUAL TUITION AND FEES AT A PUBLIC FOUR-YEAR COLLEGE OR UNIVERSITY³



CENTER-BASED INFANT CARE **\$9,182**



PUBLIC FOUR-YEAR UNIVERSITY TUITION **\$8,660**

ACCESS TO QUALITY EARLY CHILDHOOD CARE IS A WORKFORCE ISSUE



60% OF THE CHILD CARE WORKFORCE IS UNDER AGE 30⁴

44,000+ = THE NUMBER OF HOUSEHOLDS IN ND WITH CHILDREN UNDER THE AGE OF FIVE

73% OF THESE HOUSEHOLDS HAVE ALL PARENTS IN WORKFORCE⁵

MORE THAN HALF OF AMERICAN CHILDREN UNDER AGE 5 SPEND MORE THAN **HOURS PER WEEK,** ON AVERAGE, IN CHILD CARE SETTINGS OUTSIDE THE HOME⁶



Early Childhood Program Purpose and ND Century Code Reference



Facilitate delivery of programs and services so kids ages 0 – 5 from all backgrounds and circumstances, their families, and those who support them have the opportunity to realize their potential.

Chapter	Chapter Name
50-11.1	Early Childhood Services

The Early Childhood Sections provides services to



Help families access early childhood services so they can go to school or participate in ND's workforce

- Child care referrals
- Navigating early intervention and early childhood special needs



Support early childhood experience providers in their day to day work with children

- Training and Professional Development
- Coaching on health, safety, inclusion
- Quality Improvement



Support children's optimal development and school readiness

- Developmental screening and referrals
- Supporting teachers in assessment and planning for child outcomes

Early Childhood Section Programs and Services



Licensing

Consumer protection that reduces the risk of children being cared for in an unsafe environment



Professional Development

Maintain workforce registry and vet trainers and training, offer technical assistance to potential and existing providers



Quality

Operate quality improvement system, maintain early childhood standards, support inclusive child care



Best in Class

Support to offer quality experiences in the year before kindergarten focused on child outcomes



Family Support and Education

Consumer ed, child care assistance and referrals, early intervention and special education, head start collaboration



EC Operations

CCDBG CCDF state plan, EC technology coordination and support

In ND early childhood is a mixed delivery system, involving both public and private partners using both federal and state funds

Human Services Division

Early Childhood

Children & Family Services

- Home Visitation
- Child Protection
- Abuse Prevention

Developmental Disabilities

- Early Intervention
- In home supports

Economic Assistance

- Child Care Assistance Program

Training and Early Childhood Supports

Trainers, coaches, mentors, consultants

- Health and wellness
- Business success
- Quality improvement
- Inclusive child care

Consumer education resource and referral

Early Childhood Experience Providers

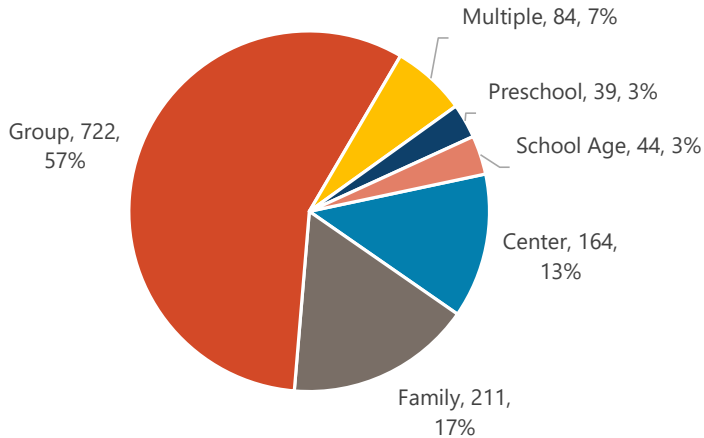
- Early childhood programs including center and home based programs
- Public School PreK
- Early Childhood Special Education services
- Head Start and Early Head Start
- Home visiting providers
- Developmental Disabilities and Early Intervention providers

ND Department of Public Instruction

- Office of Specialized Services
- PK-12 Vision
- K-12 coordinating council
- Comprehensive State Literacy Program
- Child and Adult Care Food Program
- Family Engagement Council

Early Childhood by the Numbers

1,264 Licensed Early Childhood Programs



7,523

Growing Futures members

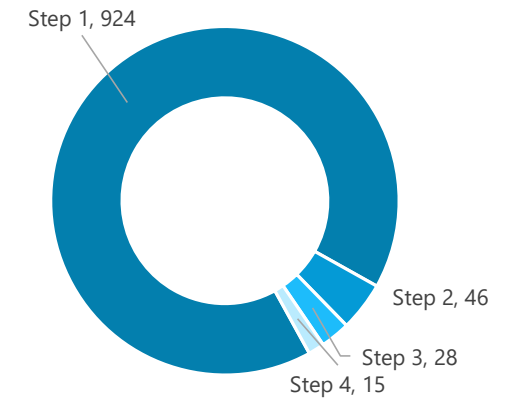
1,000+

Coaching hours delivered by our contracted partners

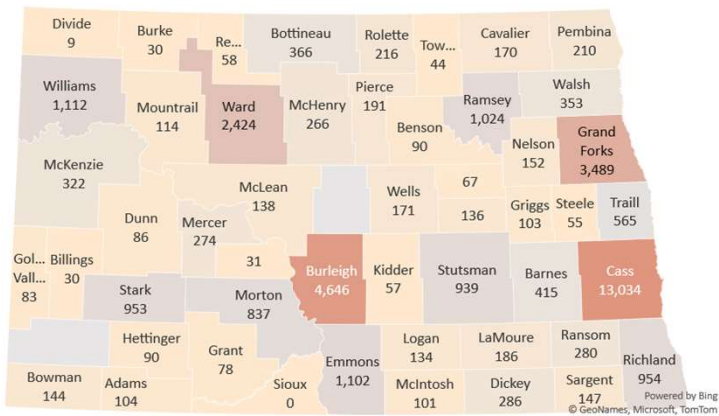
3,179

Children supported by IDEA Part C Early Intervention

1,013 Quality Rated Programs



Licensed Child Care Capacity – 36,866



1,653

Children supported by IDEA Part B 619 services

1,177

Waterford Upstart households representing all but two counties

Data current as of December 2022

33 Best in Class Programs 2022-23



Working Better Together

Early Childhood Family and School Engagement Unit

- IDEA Part B 619 Special Ed for 3-5 year olds
- Head Start Collaboration

Developmental Disabilities

- IDEA Part C Early Intervention for Birth through 35 months

Healthy and Safe Communities

- Special Health Services Unit

DPI Office of Specialized Services

Benefits to North Dakotans

Strong collaboration and co-leadership of the Interagency Coordinating Council connect early intervention services and prevention awareness for children with disabilities and at-risk children ages 0 to five at more touchpoints.



21-23 Budget helped give ND children ages 0 to 5 an opportunity to realize their full potential



New early childhood section

- Coordinated Early Childhood supports and consistency in approach to serve the mixed delivery system



Best in Class program

- Pilot year one: 23 grantees, 28 sections, 371 children
- Pilot year two: 33 grantees, 44 sections, 544 children



Support for EC providers

- Child Care Stabilization
- Workforce Incentives and Stipends
- Child Care Licensing system

About Early Childhood Audit Findings

STATE

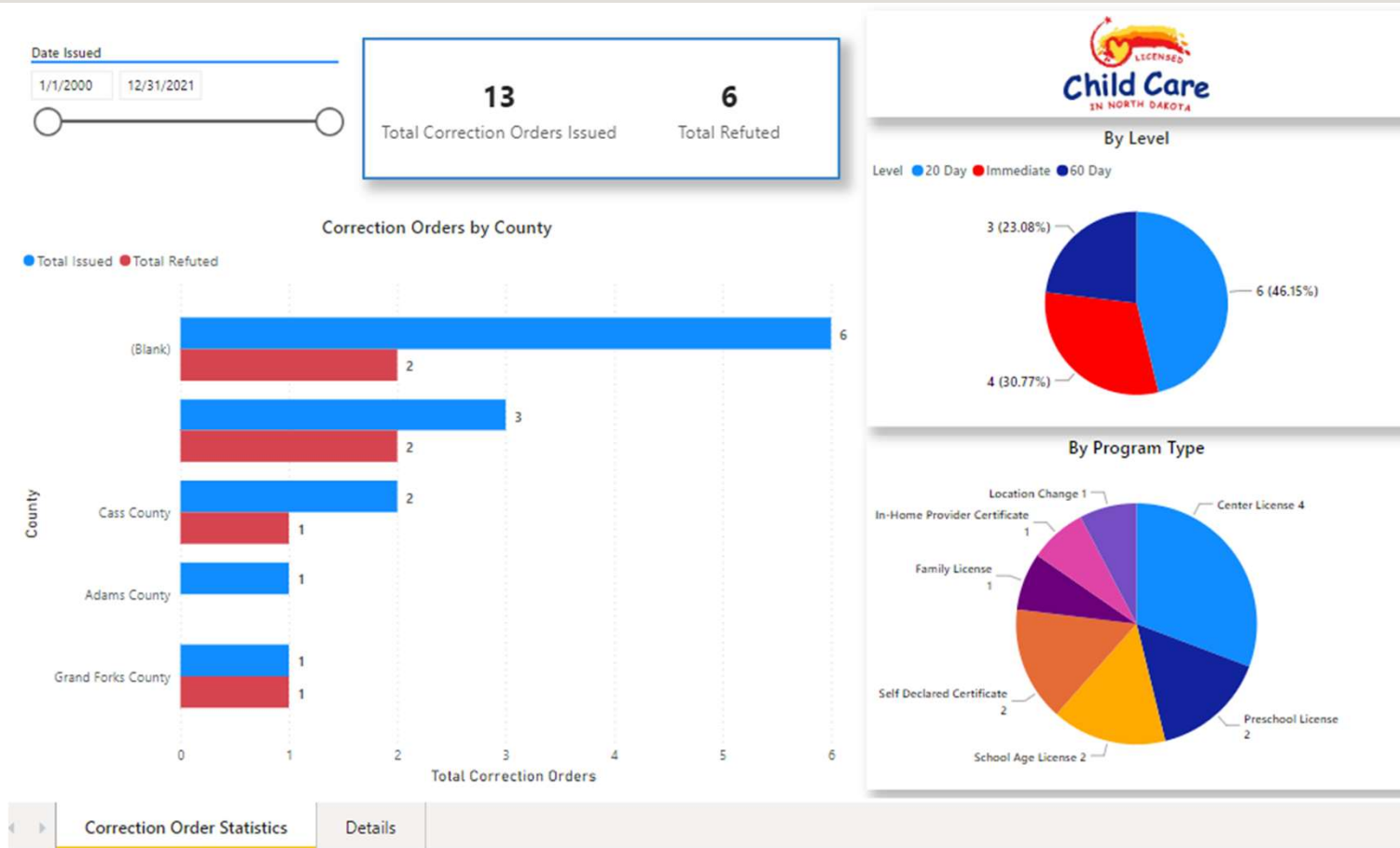
Finding	Resolution
Rechecks on Correction Orders	Child Care Licensing Data System dashboards for specialists to know workload at a quick glance ✓

FEDERAL

Finding	Resolution
Statewide Disaster Planning Collaboration	Engaged providers on the Early Childhood Council for input and review. Brought to full council when relaunched in 2022 ✓
Health and Safety Standards (i.e. Pediatric first aid, consistency of regulations across license types)	Corrections made in NDAC effective 1.1.23 ✓ Still to come – updating monitoring checklists in Child Care Licensing Data System



Child Care Licensing (CCL) Data System will support more effective and timely insight



- CCL dashboards can help licensing specialists be more effective in supporting early childhood programs
- Applications by status
 - Processing time
 - Correction statistics
 - Caseload overviews
 - Future renewals

Early Childhood: Overview of Federal Funding Sources

Federal Funding Source	Purpose	Spending Deadline	Grant Year 2023 Deadline	Grant Year 2023 Award
Child Care Development Fund (CCDF) <i>CCDF funds are used in both Early Childhood and Economic Assistance</i>	Primary Federal Program specifically devoted to providing families with child care subsidy and funding supports to states to improve quality. Requirements: 3% Infant Toddler Quality 9% Quality 5% Admin 70% Direct Service	Discretionary (100% Federal) By end of 3 rd Federal Fiscal Year	9/30/2025	\$14,277,486
		Mandatory (100% Federal) No specific liquidation date requirement.	N/A	\$2,506,022
		Matching – Federal/State Match (based on Federal Medicaid Assistance Percentage) By end of 2 nd Federal Fiscal Year	9/30/2024	Federal: \$5,666,420 State: \$4,277,546
		Maintenance of Effort (MOE) By end of 1 st Federal Fiscal Year	9/30/2023	\$1,017,036
Head Start State Collaboration Grant	Facilitate collaboration among Head Start agencies and entities that carry out activities designed to benefit low-income children from birth to school entry, and their families.	100% Federal Annual awards March 1 – Feb 28	2/28/2023	\$125,000

Early Childhood: Overview of Federal Funding Sources

Federal Funding Source	Purpose	Spending Deadline	Grant Year 2022 Award
<p>Office of Special Education Programs (OSEP) Part B Section 619</p> <p><i>HHS interdepartmental billing to ND Department of Public Instruction for joint supervision of state requirement</i></p>	<p>Assist the State in ensuring the oversight and provisions of all requirements under IDEA, including the assurance of a free appropriate public education (FAPE) in the least restrictive environment, are granted to children with disabilities ages 3-5.</p>	<p>Federal allocation is awarded annually to NDDPI. Federal IDEA, Part B-619 funds are directly distributed to the 31 Special Education Units who serve as the local educational agency (LEA). Administrative set aside funds for the NDHHS 619 Coordinator position continue at 5%</p>	<p>\$64,825</p>

Early Childhood Section: Team Staffing and Structure

Early Childhood (HHS budget)

21-23 Authorized FTE Base	23-25 Executive Budget FTE	23-25 Engrossed SB 2012	12-31-22 Vacancies
19.0	47.0	20.0*	0.00

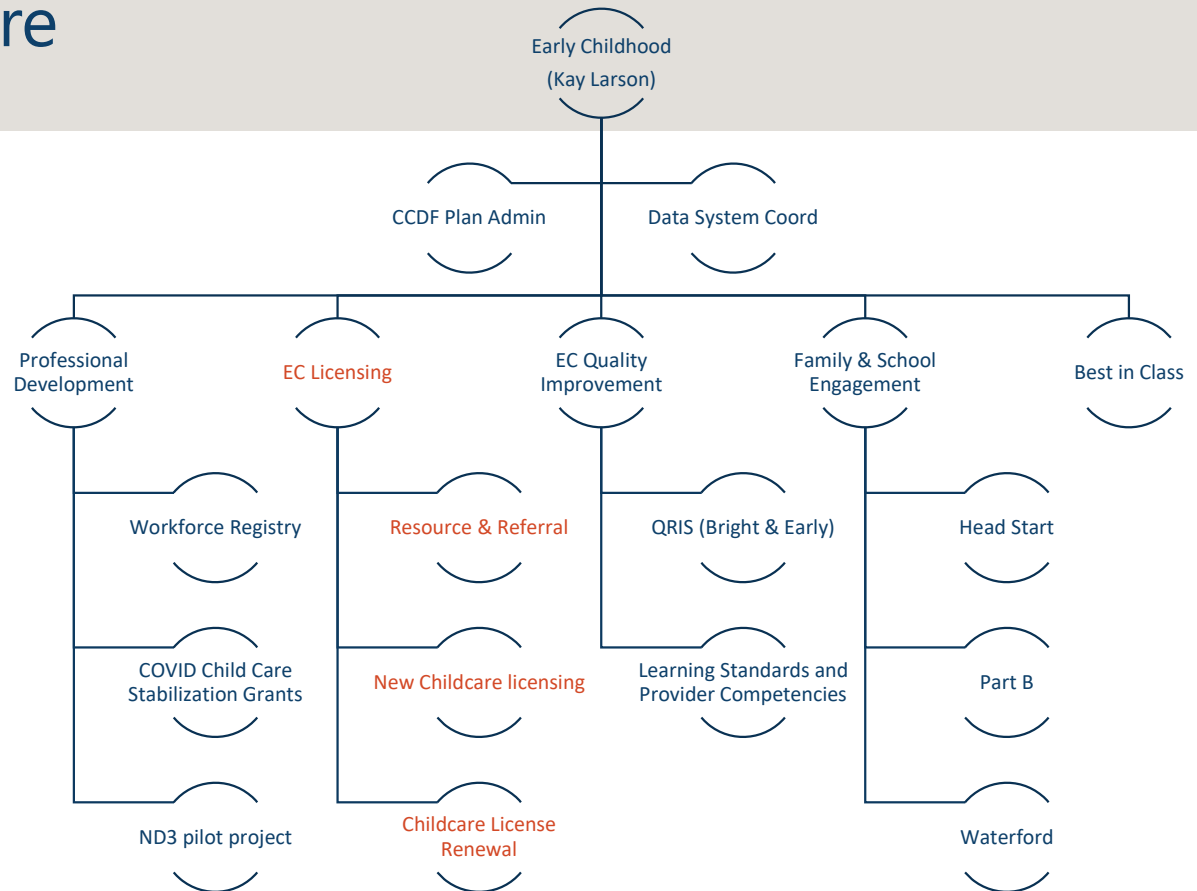
* Includes addition of 1 of 2 requested FTE as per EBR/ND Child Care Proposal

Avg Age	Avg Yrs of Service	Turnover 2021	Turnover 2022
48	8	16.7%	2.3%

Early Childhood (457/HSZ budget)

21-23 Authorized FTE Base	23-25 Executive Budget FTE	23-25 Engrossed SB 2012	12-31-22 Vacancies
26.0	0	26.0	0

Red font = Staff funded via 457/Human Service Fund



About Early Childhood Section Contracts

Child care resource and referral

- Provide referrals and consumer education to families searching for child care
- Consultation and resources for existing and potential licensed providers to support their day-to-day work with special attention to health and safety in group child care settings, child care environments, interactions with children and families, and business essentials.
- Contract held by South East Education Cooperative. \$2,056,250



QRIS Coaching and Assessment

- Continuous quality improvement coaching and assessment of programs participating in QRIS cohorts
- Contract held by Community Action Program Lakes and Prairies. \$984,508



Inclusive Child Care Support

- Consultation, coaching and resources to support providers in caring for children with physical, developmental, or behavioral needs.
- Contract held by USpireND. \$306,250



About Early Childhood Section Vendor Contracts



- **Teaching Strategies.** GOLD Online Assessment Portfolios, Creative Curriculum, Professional Development. \$332,125
- **Waterford Upstart.** Recruitment, educational technology, software, training and support for parents, progress monitoring. \$1,789,836
- **Insight Solutions.** Insight Data System that powers Early Childhood Workforce Registry, QRIS and other Quality Initiatives, Learning Management System, Grants Administration. \$344,407

Continued progress requires a bold and comprehensive strategy



Affordability

Connect more working families to child care assistance to keep the cost of child care within 7% of household income



Availability

Make it easier for working families to find child care when and where they need it



Quality

Help kids realize their potential by supporting quality early childhood experiences

Infrastructure

Criminal Background Checks | Licensing Processes | Workforce Registry | Coaching & Professional Development | Child Care Assistance portal

Included in 2023-25 Executive Budget Request Supporting Workforce / Early Childhood

Supporting Workforce Initiative: \$34 M to improve affordability, availability and quality

- Grants, Resources and Shared service supports for child care providers - \$7 million *(engrossed SB 2012 reduced by \$2 million)*
- Pilot partnership(s) between employer(s) and child care program(s) for care offered during non-traditional hours - \$1 million
- Invest in quality infrastructure to support child care programs continued excellence in service delivery, including 1 FTE - \$3 million
- Expand Best in Class program - \$16 million, including 1 FTE (1,800 children participating each year by 2025) *(engrossed SB 2012 reduced by \$4 million)*
- Extend Employer-led Child Care Cost Sharing Pilot - \$5 million (supplement \$9 million ARPA provided during special session, to serve an estimated 1,500 children/families) *(engrossed SB 2012 reduced by \$4 million)*
- Reward child care workers with training stipends for completing "above and beyond" training - \$2 million

Total	General	Other
\$34,000,000	\$23,000,000	\$13,000,000



Included in 2023-25 Executive Budget Request (not included in Engrossed SB 2012) Waterford Upstart family engagement

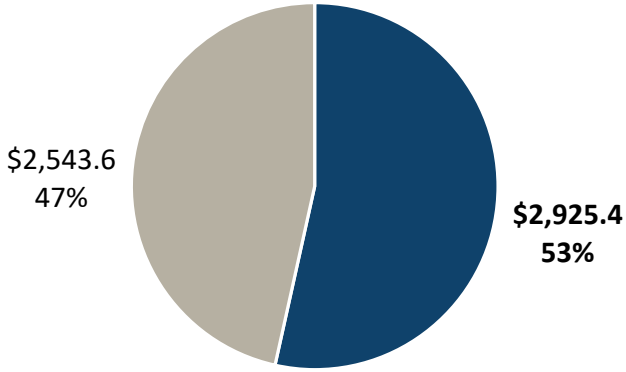
- Waterford Upstart is a home-based family engagement and online early learning program with personalized family education and coaching for families with children who are a year away from entering kindergarten.
- Pilot implementation in 2021 and 2022 with funding from DPI.
- Request would provide funding for 1,000-1,200 children each year of the biennium (includes internet service for homes without service and ongoing support for families using the service)

Total	General	Other
\$ 2,400,000	\$2,400,000	\$0

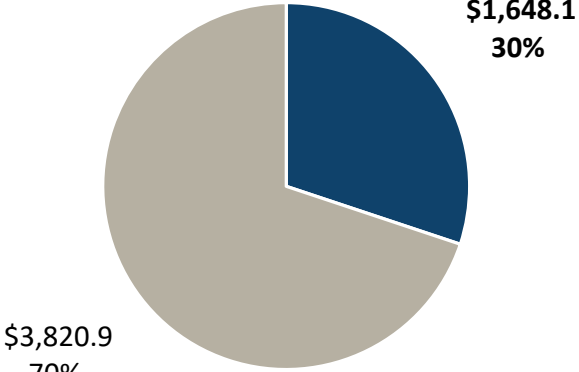


Division budgets compared to Engrossed SB 2012

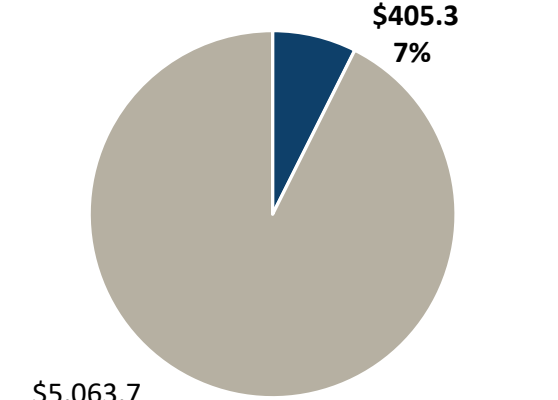
2023-2025 Engrossed SB 2012 in millions



■ MEDICAID ■ OTHER DIVISIONS



■ HUMAN SERVICES ■ OTHER DIVISIONS



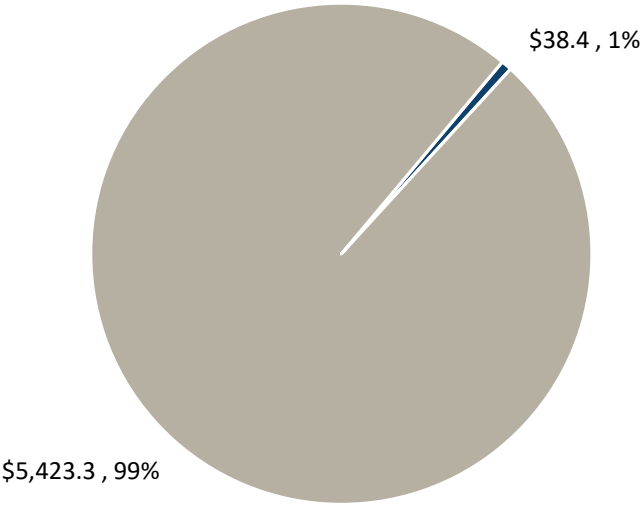
■ BEHAVIORAL HEALTH ■ OTHER DIVISIONS

Section budget compared to Engrossed SB 2012 (in millions)

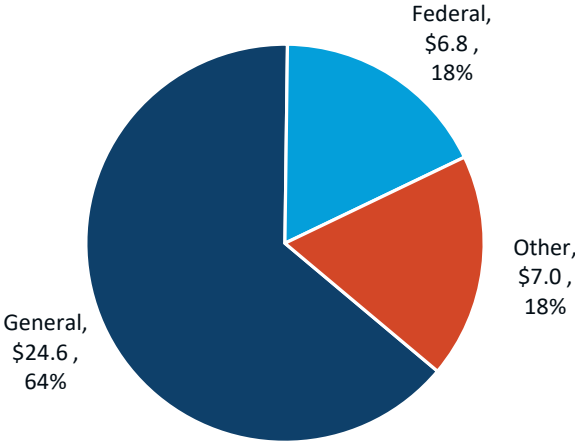
Early Childhood represents 1% of SB 2012, \$38.4 million

2023-2025 Engrossed SB 2012

■ EARLY CHILDHOOD DIVISION ■ OTHER SECTIONS



Early Childhood Section Budget by Source



Comparison of 2023-2025 budgets and related funding

By major expense

Description	2023 - 2025 Budget Base	Increase / (Decrease)	2023 - 2025 Executive Budget	Increase / (Decrease)	Engrossed SB 2012
Salaries and Benefits	\$ 3,824,550	\$ 5,776,126	\$ 9,600,676	\$ (5,394,650)	\$ 4,206,026
Operating	585,522	416	585,938	(93,285)	492,653
Grants	10,152,967	35,950,000	46,102,967	(12,400,000)	33,702,967
Total	\$ 14,563,039	\$ 41,726,542	\$ 56,289,581	\$ (17,887,935)	\$ 38,401,646

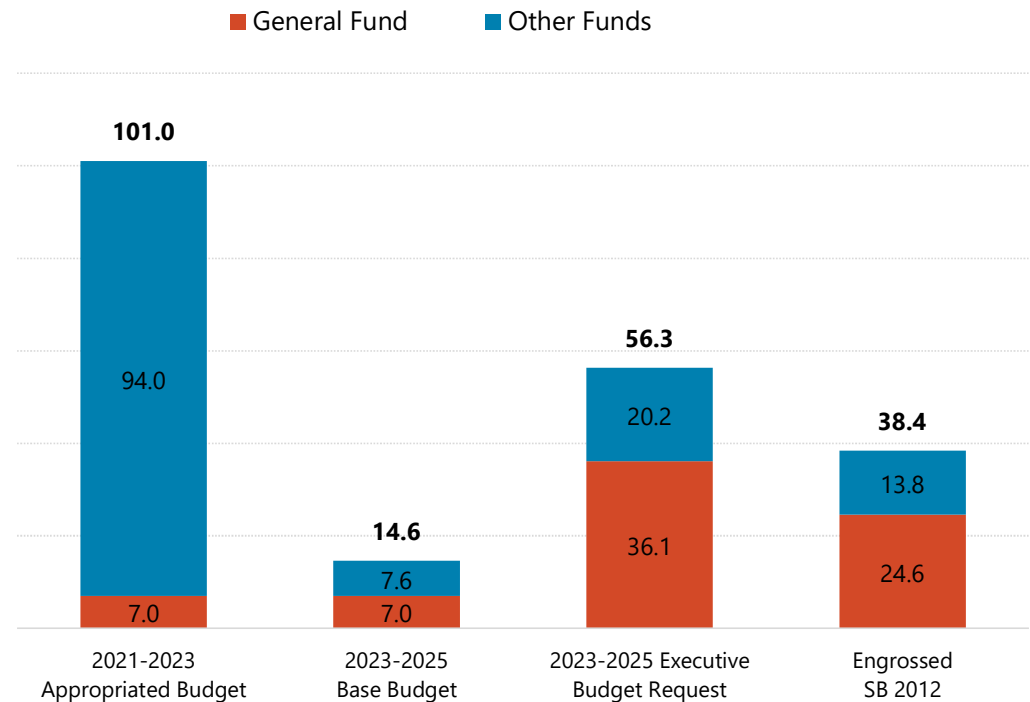
General Fund	\$ 6,960,072	\$ 29,101,069	\$ 36,061,141	\$ (11,451,477)	\$ 24,609,664
Federal Funds	7,422,479	(194,039)	7,228,440	(436,457)	6,791,983
Other Funds	180,488	12,819,512	13,000,000	(6,000,000)	7,000,000
Total Funds	\$ 14,563,039	\$ 41,726,542	\$ 56,289,581	\$ (17,887,934)	\$ 38,401,647

Full Time Equivalent (FTE)	19.00	28.00	47.00	(27.00)	20.00
----------------------------	-------	-------	-------	---------	-------

Comparison of total budget with funding (in millions)

INCREASE FROM BASE TO Engrossed SB 2012 \$ 23.8 MILLION

- 2023-2025 base budget reflects original (21-23) section funding from originating sources of CFS and DPI
- 2021- 2023 appropriated budget includes federal COVID funding designated for early childhood (appropriated during both regular and special session)
- 2023 – 2025 Executive Budget Request included state funds to shift funding source for child care licensing staff (would change funding source from 457 to general), continuation of Waterford Upstart, and several elements of ND Child Care Proposal
- 2023-25 Engrossed SB 2012:
 - Rejected proposed funding source transfer for child care licensing staff (funds maintained in HSZ budget)
 - Removed funding for Waterford Upstart (-\$2.4 M)
 - Reduced proposed expansion of Best in Class (-\$4 M and 1 FTE)
 - Reduced child care grants and incentives (-\$2 M)
 - Reduced employer-led child care program (-\$4 M)



COVID Grants for Child Care Programs and Workforce

2020	2021	2022	2023	2024	2025
------	------	------	------	------	------

Child Care
Emergency
Operating Grants
\$48.88M

APRA Child Care Stabilization Grants
\$37.5M
Program level grants for:
Stabilization, Facility Health and Safety, Technology,
Inclusion

Program Grant Participation
884 Stabilization
819 technology grants
744 health and safety
99 start up
86 inclusion




CRSSA CCDF Funding
\$1.65M
Career Path and Training
Incentives

Workforce Grant Participation
411 Career Pathway
500 Training Incentives
2852 workforce retention

CRSSA +ARPA Funding
\$18.6M
Child Care Workforce Retention

Overview of budget changes (in millions)

■ General Fund ■ Other Funds



Comparison of 2023-2025 budgets and related funding

By detailed expense

Description	2023 - 2025 Budget Base	Increase / (Decrease)	2023 - 2025 Executive Budget	Increase / (Decrease)	Engrossed SB 2012
511x Salaries - Regular	\$ 3,526,254	\$ 2,732,361	\$ 6,258,616	\$ (3,575,516)	\$ 2,683,099
512x Salaries - Other	-	-	-	-	-
513x Salaries Temp	(1)	187,841	187,840	-	187,840
514x Salaries Overtime	-	-	-	-	-
516x Salaries Benefits	298,297	2,855,923	3,154,220	(1,819,134)	1,335,087
Total Salaries & Benefits	\$ 3,824,550	\$ 5,776,126	\$ 9,600,676	\$ (5,394,650)	\$ 4,206,026
52x Travel	173,478	148,333	321,811	(70,660)	251,151
53x Supply	6,600	4,500	11,100	(500)	10,600
54x Postage & Printing	6,214	500	6,714	(500)	6,214
55x Equipment under \$5,000	-	-	-	-	-
56x Utilities	-	-	-	-	-
57x Insurance	-	-	-	-	-
58x Rent/Leases - Bldg/Equip	-	-	-	-	-
59x Repairs	-	-	-	-	-
61x Professional Development	1,960	52,325	54,285	(21,625)	32,660
62x Fees - Operating & Professional	397,270	(205,242)	192,028	-	192,028
67x Expenses	-	-	-	-	-
53x Supplies	-	-	-	-	-
60x IT Expenses	-	-	-	-	-
68x Land, Building, Other Capital	-	-	-	-	-
69x Over	-	-	-	-	-
69x Equipment Over \$5,000	-	-	-	-	-
71x Grants, Benefits, & Claims	10,152,967	35,950,000	46,102,967	(12,400,000)	33,702,967
72x Transfers	-	-	-	-	-
Total Operating	\$ 10,738,489	\$ 35,950,416	\$ 46,688,905	\$ (12,493,285)	\$ 34,195,620
Total	\$ 14,563,039	\$ 41,726,542	\$ 56,289,581	\$ (17,887,935)	\$ 38,401,647

Early Childhood Section: Comparison of 2023-2025 funding

Description	2023 - 2025 Budget Base	Increase / (Decrease)	2023 - 2025 Executive Budget	Increase / (Decrease)	Engrossed SB 2012
General Fund	\$ 6,960,072	\$ 29,101,069	\$ 36,061,141	\$ (11,451,477)	\$ 24,609,664
Federal Funds	7,422,479	(194,039)	7,228,440	(436,457)	6,791,983
Other Funds	180,488	12,819,512	13,000,000	(6,000,000)	7,000,000
Total Funds	\$ 14,563,039	\$ 41,726,542	\$ 56,289,581	\$ (17,887,934)	\$ 38,401,647

Additional Request to original Executive Budget

Increase in Federal Program Grants (request for federal authority)

Preschool Development Grant renewal (100% federal)

- 3 year grant of \$20,268,309 (awarded 12-31-22); approximately \$6.8 million each year. Funding will support:
 - Updating and aligning early childhood **competencies, career pathways and expanding professional development supports to grow the early childhood workforce** from entry into the field to credentials and degrees
 - Redesign of the **quality improvement system for the early childhood mixed delivery system**
 - **Engaging families** with greater access to information they need
 - Expand infrastructure to **support children’s mental health and emotional well-being**
- All activities complement work that is proposed in EBR; they are not duplicative of existing or proposed efforts.

	Total	General	Federal
Early Childhood	\$20,268,309	\$0	\$20,268,309



Policy Bills with Budget Impact to Early Childhood Section

SB 2301 – Child Care Stabilization program

- HHS fiscal note of \$36,181,170
- Status: Introduced and referred to House Industry, Business, and Labor; committee heard bill 3/7



SB 2012 Section 2

One-Time Funding (ND Child Care Proposal)

**SENATE BILL NO. 2012
DEPARTMENT OF HEALTH AND HUMAN SERVICES' BUDGET
EARLY CHILDHOOD SERVICES SECTION**

**SECTION 2 (SECTION 2 of Governor's Recommendation). ONE-TIME FUNDING -
EFFECT ON BASE BUDGET - REPORT TO SIXTY-NINTH LEGISLATIVE
ASSEMBLY.**

<u>One-Time Funding Description</u>	<u>2021-23</u>	<u>2023-25</u>
Child Care Programs	0	16,000,000

EBR lists the following 4 elements of the ND Child Care Proposal as One-Time Funding

- \$7 million – grants and shared svcs for early childhood programs (*Engrossed SB 2012 reduced by \$2 million*)
- \$1 million – partnership to pilot approach for care during non-traditional hours
- \$3 million – quality coaching, infrastructure, and evaluation
- \$5 million – employer-led cost share program for working parents child care benefit (*Engrossed SB 2012 reduced by \$4 million*)



SB 2012 Section 7/Engrossed SB 2012 Section 8

Estimated Income – Legacy Earnings Fund

23.0266.02000

FIRST ENGROSSMENT

Sixty-eighth
Legislative Assembly
of North Dakota

ENGROSSED SENATE BILL NO. 2012

Introduced by

Appropriations Committee

5 **SECTION 8. ESTIMATED INCOME - LEGACY EARNINGS FUND.** The estimated income
6 line item in subdivision 2 of section 1 of this Act includes the sum of \$7,000,000 from the legacy
7 earnings fund for defraying expenses for the child care assistance programs.

EBR includes Legacy Earnings Fund as source for the following 3 elements of the ND Child Care Proposal

- \$7 million – grants and shared svcs for early childhood programs *(Engrossed SB 2012 reduced by \$2 million)*
- \$1 million – partnership to pilot approach for care during non-traditional hours
- \$5 million – employer-led cost share program for working parents child care benefit *(Engrossed SB 2012 reduced by \$4 million)*



SB 2012 Section 13/Engrossed SB 2012 Section 12

Estimated Income – Child Care Financial Assistance-Direct Payments (ND Child Care Proposal)

23.0266.02000

FIRST ENGROSSMENT

Sixty-eighth
Legislative Assembly
of North Dakota

ENGROSSED SENATE BILL NO. 2012

Introduced by

Appropriations Committee

8 **SECTION 12. CHILD CARE FINANCIAL ASSISTANCE - DIRECT PAYMENTS.**

9 Subdivision 2 of section 1 of this Act includes the sum of \$1,000,000 for the purpose of financial
10 assistance and direct payments for child care services for the biennium beginning July 1, 2023,
11 and ending June 30, 2025. Notwithstanding subsection 3 of section 50-11.1-14.1, the
12 department may provide financial assistance to beneficiaries related to child care services. The
13 requirements of chapter 54-44.4 do not apply to this subsection, including the selection of
14 recipients and the disbursement of funds.

Note: Engrossed SB 2012 reduced funding from \$5 million to \$1 million



SB 2012 Section 21/Engrossed SB 2012 Section 25 Exemption

23.0266.02000

FIRST ENGROSSMENT

Sixty-eighth
Legislative Assembly
of North Dakota

ENGROSSED SENATE BILL NO. 2012

Introduced by

Appropriations Committee

- 29 **SECTION 25. EXEMPTION - EARLY CHILDHOOD INFORMATION SYSTEM.** The
30 requirements of chapter 54-44.4 do not apply to the selection of a vendor, the procurement
31 award, or payments made under this section regarding an early childhood workforce and

Page No. 11

23.0266.02000

Sixty-eighth
Legislative Assembly

- 1 professional development information system or an early childhood resource and referral
- 2 information system for the biennium beginning July 1, 2023, and ending June 30, 2025.



SB 2012 Section 39/Engrossed SB 2012 Section 31 Legislative Management Report

23.0266.02000

FIRST ENGROSSMENT

Sixty-eighth
Legislative Assembly
of North Dakota

ENGROSSED SENATE BILL NO. 2012

Introduced by

Appropriations Committee

3 **SECTION 31. LEGISLATIVE MANAGEMENT REPORT - EARLY CHILDHOOD**

4 **PROGRAMS.** During the 2023-24 interim, the department of health and human services shall
5 provide reports to the legislative management regarding the status of early childhood programs
6 managed by the department.



Engrossed SB 2012 Section 30 (new) **Child Care Services Study**

27 **SECTION 30. LEGISLATIVE MANAGEMENT STUDY - EARLY CHILDHOOD**
28 **PROGRAMS AND SERVICES.** During the 2023-24 interim, the legislative management shall
29 consider studying the early child care programs and child care services to identify major needs
30 and systemic approaches to stabilize child care infrastructure. The legislative management shall

Page No. 12

23.0266.02000

Sixty-eighth
Legislative Assembly

- 1 report its findings and recommendations, together with any legislation required to implement the
- 2 recommendations, to the sixty-ninth legislative assembly.



Early Childhood: What's on the horizon?

We'll be keeping an eye on

- Processing time of licensing applications and correction orders
- Workforce retention grants and how many participate for all eligible quarters
- Quality early childhood experiences and impact on school readiness



Key Takeaway



Making strategic investments in early childhood will make a difference for North Dakota families and businesses.

- ✓ **Bolster the supply and affordability** of child care
- ✓ **Support quality** early childhood experiences
- ✓ Make **non-standard hour care** available
- ✓ **Allow parents to work**
- ✓ Help local businesses **overcome workforce challenges**



Contact information

Kay Larson

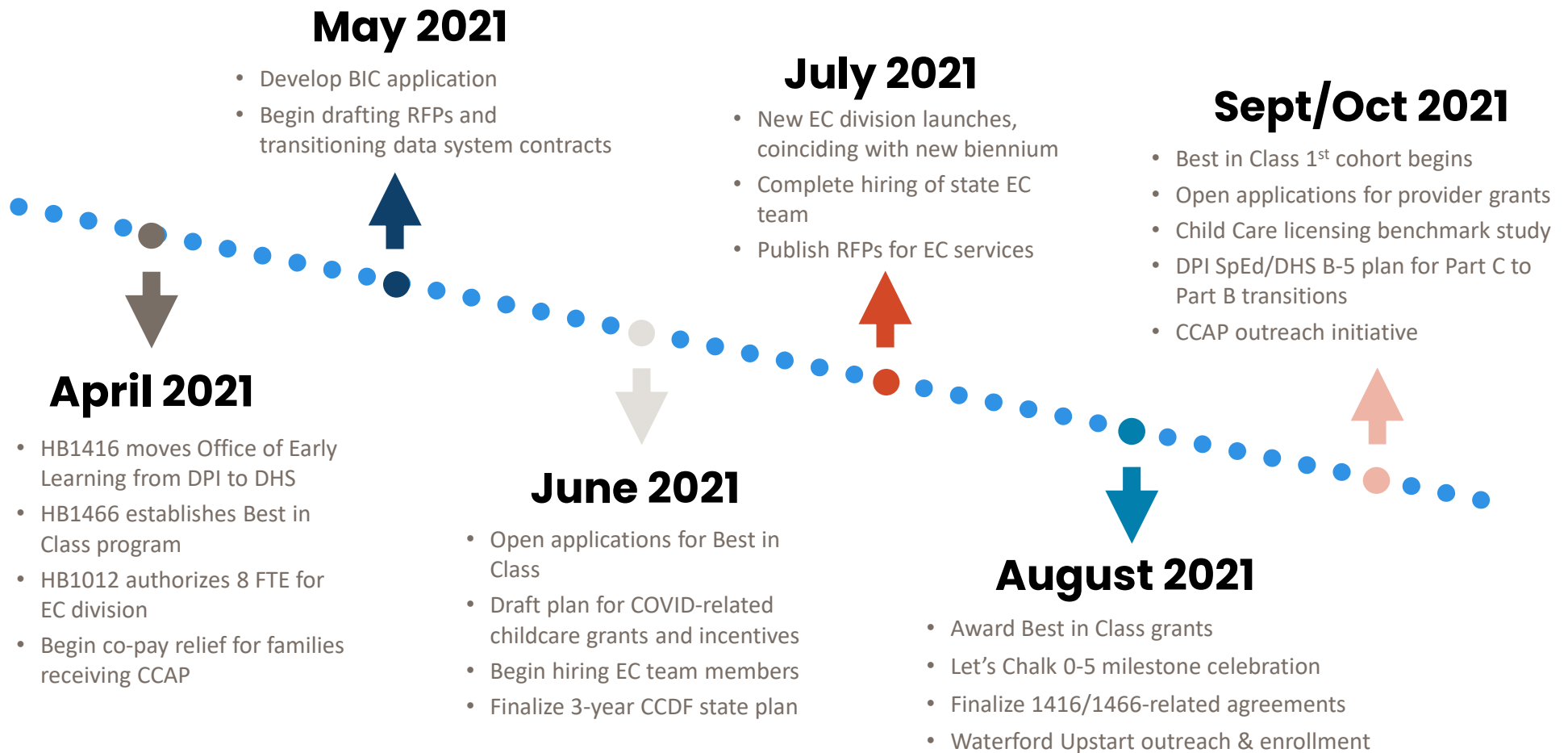
Director, Early Childhood

kaylarson@nd.gov

<https://www.hhs.nd.gov/cfs/early-childhood-services>

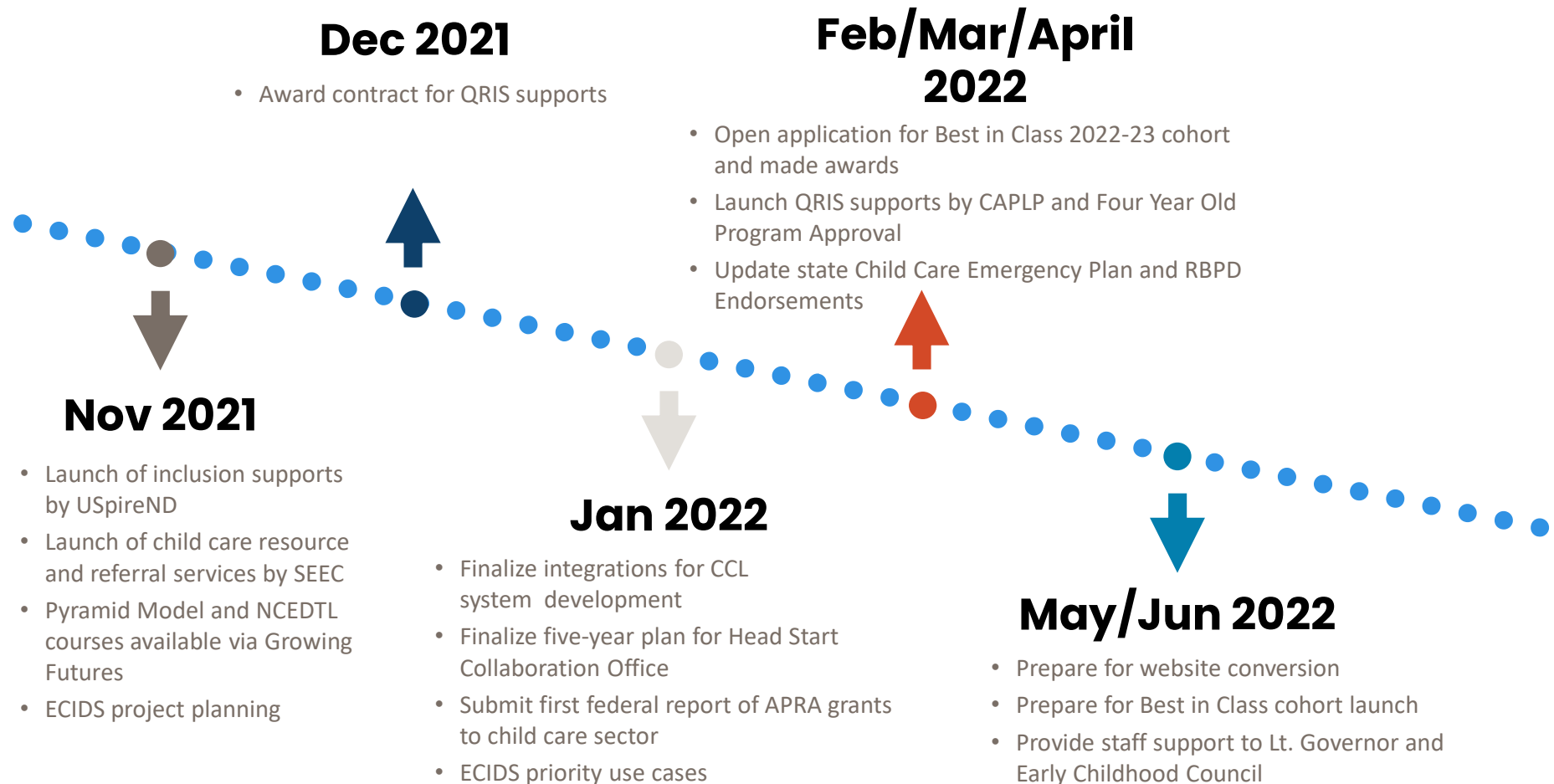
APPENDIX: EARLY CHILDHOOD DIVISION TIMELINE

July 2021 to Oct 2021



APPENDIX: EARLY CHILDHOOD DIVISION TIMELINE

Nov 2021-June 2022



APPENDIX: EARLY CHILDHOOD DIVISION TIMELINE

July – Dec 2022

August 2022

- Prepare content for website conversion
- Launch Best in Class 2022-2023 cohort

October/November 2022

- CCL training for Licensing Specialists
- Promote new self service portal for child care assistance
- Author a PDG B-5 Renewal Grant application

July 2022

- 2022/23 Best in Class cohort begins
- Research partner assists Best in Class programs to market and recruit their community
- Open grant applications for workforce retention, training and career path incentives
- ECIDS Charter and Executive Steering Committee launch

September 2022

- Launch September QRIS Bright & Early ND Cohort
- Provide staff support to Lt. Governor and Early Childhood Council
- Convene Early Childhood Special Education Directors for training and networking around IDEA

December 2022

- Launch CCL
- CCL training for child care providers

