



***Senate Bill 2012***

*House Appropriations Committee | HR Division  
Representative Nelson, Chairman*

---

*Office of Refugee Services, Holly Triska-Dally  
March 9, 2023*

NORTH  
**Dakota** | Health & Human Services  
Be Legendary.

# Refugee Services Purpose and ND Century Code Reference

Building a life in a new community is challenging.

Imagine losing everything and then having to rebuild in a new country with limited community connections, resources, and acceptance.

Our programs develop community collaborations to strengthen and guide newcomers as they become welcomed neighbors and valued contributors to the economy.

| Chapter    | Chapter Name   |
|------------|--|
| 50-06-01.4 | Structure of the Department<br>a. Administration of programs for children and families, including refugee services |



# Refugee Services Section

## Official Chain of Designation

HHS gives **authority** to the State Refugee Coordinator to:

- Oversee the State Plan
- Oversee the Office of Refugee Resettlement (ORR) Budget

**Governor**  
Doug Burgum

**DHHS  
Commissioner**  
Chris Jones

**DHHS Deputy  
Commissioner**  
Sara Stolt

**State Refugee  
Coordinator**  
Holly Triska

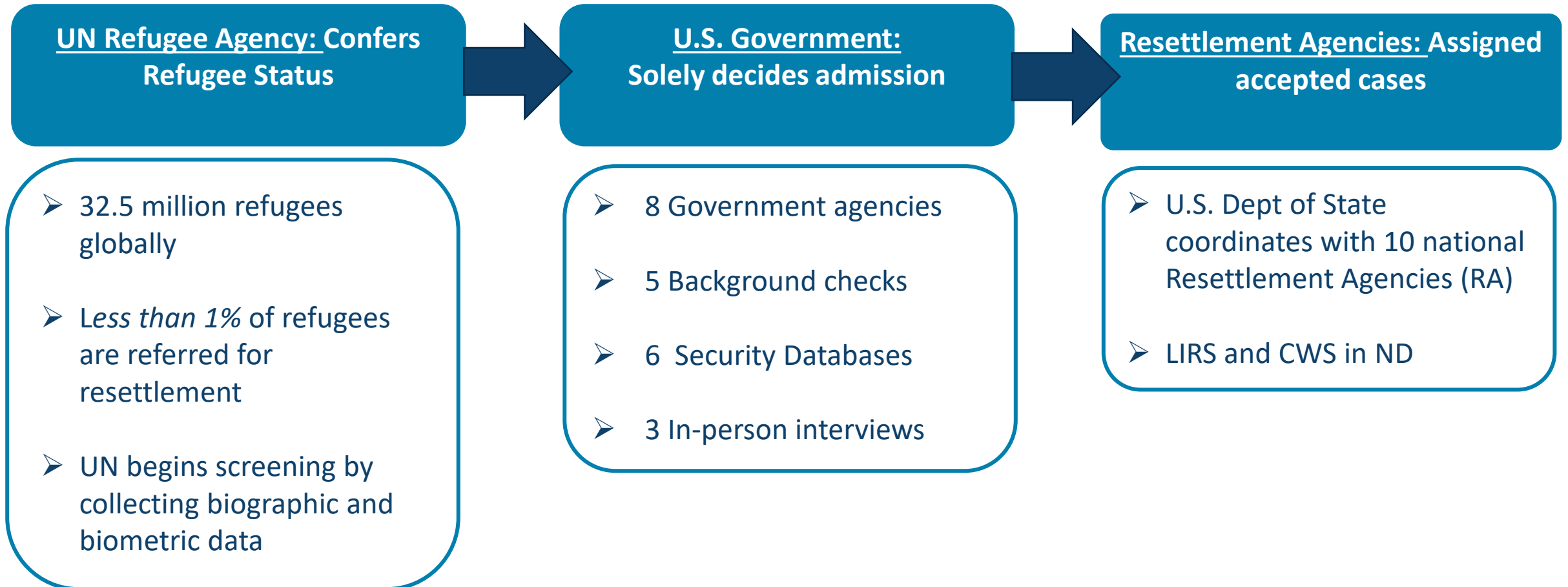
**State URM  
Administrator**  
Katie Behrend

**Refugee Health  
Coordinator**  
Dipshikha Sharma

**State Operations  
Coordinator**  
Ermina Jelovac

# Who is a Refugee?

**Refugee:** A person forced to flee their home country to escape persecution, war, or violence.



# Office of Refugee Resettlement (ORR) Additional Eligible Populations



Special  
Immigrant  
Visa Holders



Afghan  
Humanitarian  
Parolees



Ukrainian  
Humanitarian  
Parolees

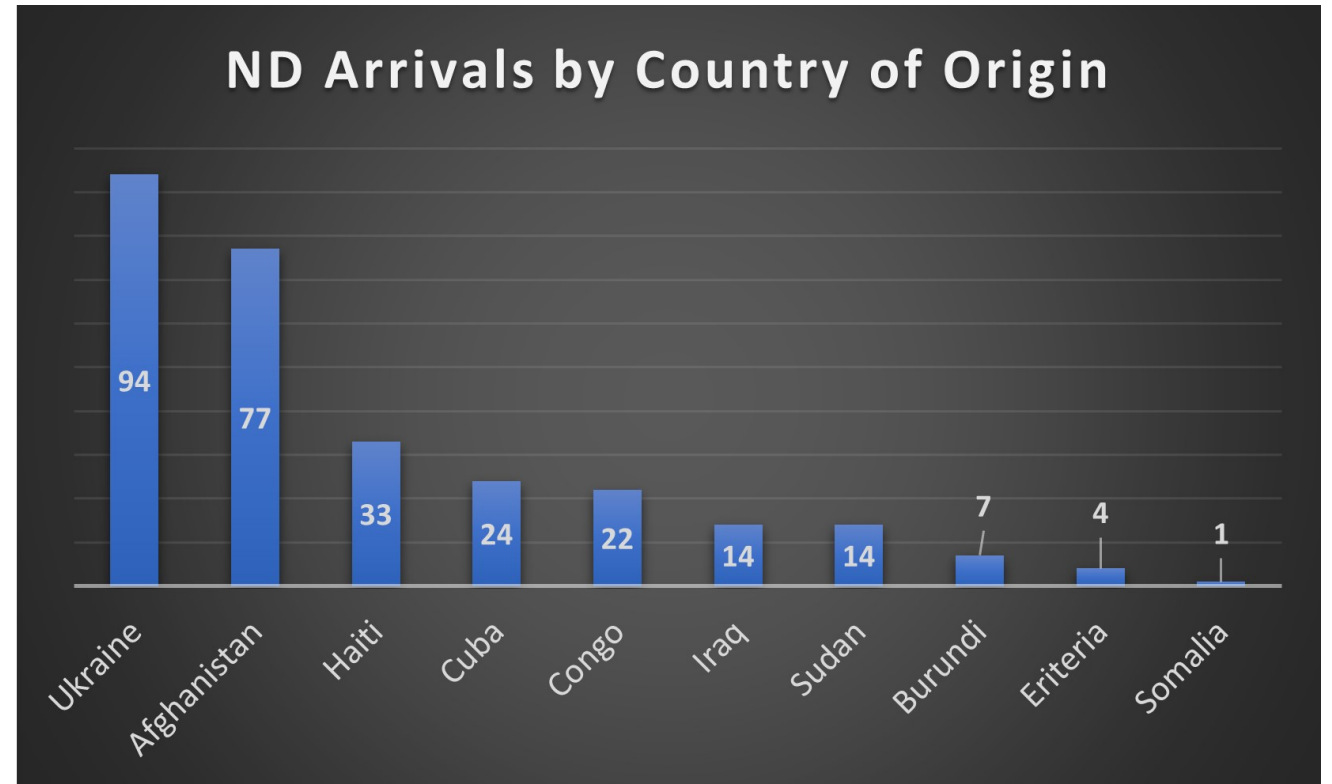


Cuban or  
Haitian  
Parolees

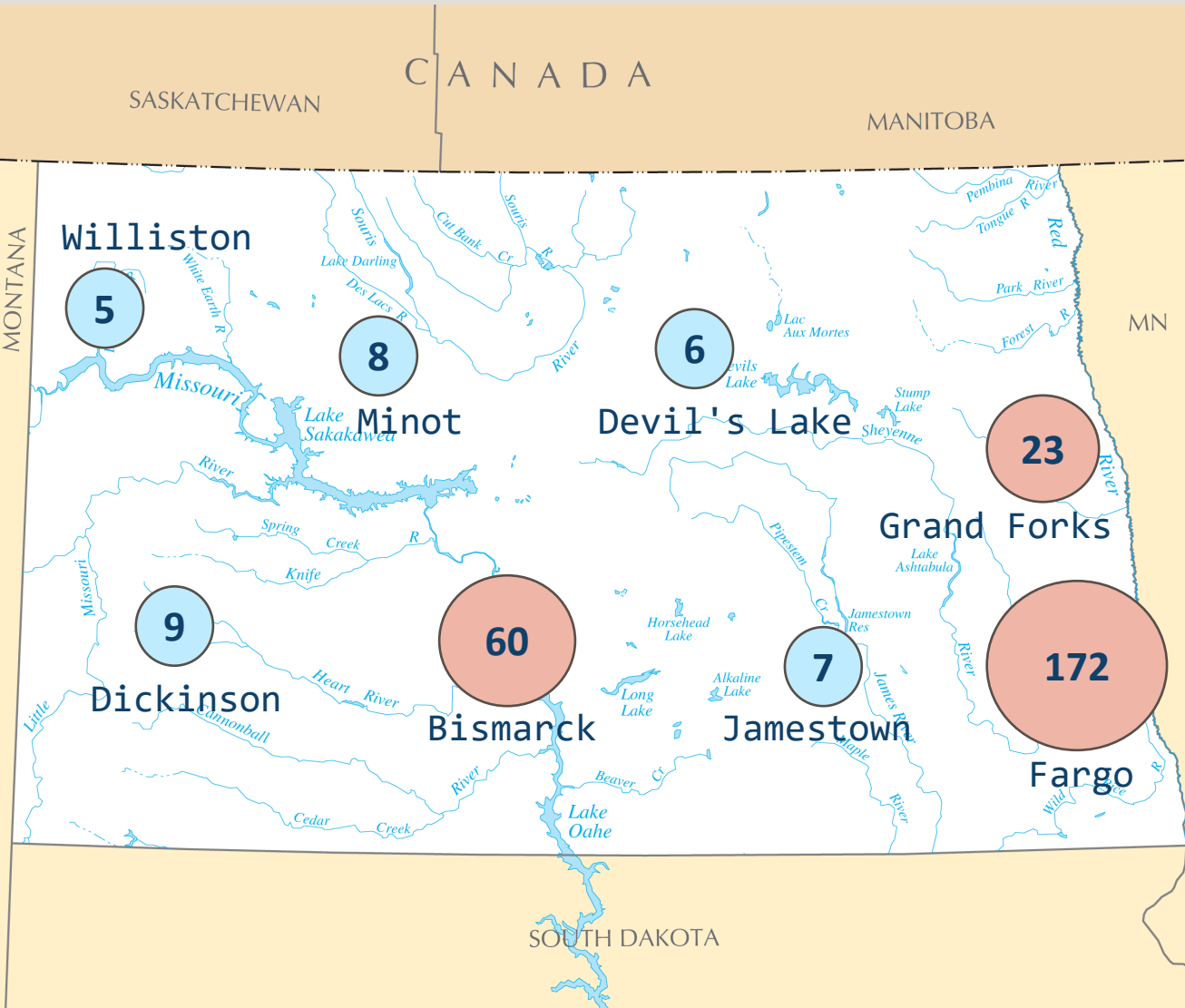
# Who we serve

- All populations meeting Office of Refugee Resettlement eligibility criteria
- Neary 60% of arrivals are from Ukraine and Afghanistan

(July 2021 – December 2022)



# Geographic Distribution of ND's Refugees



## H.B. No. 1012

Resettle refugees in at least five geographically diverse communities in the state outside of the existing resettlement communities with a goal of resettling 25% of new refugees outside of existing resettlement communities.

*Resettlement since July 2021: 290*

*Outside of Fargo: 41%*



# 2023 -2025 Authorized and Vacant FTE

| <b>Refugee Services</b>                  |                                       |  |   |
|--|---------------------------------------|--|---|
| <b>23-25<br/>Authorized FTE<br/>Base</b> | <b>23-25<br/>Executive Budget FTE</b> | <b>23-25<br/>Engrossed SB 2012<br/>FTE</b> | <b># vacancies 12-31-22<br/>(from base)</b> |
| 4.0                                      | 4.0                                   | 4.0  | 0.0   |



# Comparison of 2023-2025 Funding

| Description          | 2022 - 2025 Budget Base | Increase / (Decrease) | 2023 - 2025 Executive Budget | Increase / (Decrease) | Engrossed SB 2012 |
|----------------------|-------------------------|-----------------------|------------------------------|-----------------------|-------------------|
| <b>General Fund</b>  | \$ -                    | \$ -                  | \$ -                         | \$ -                  | -                 |
| <b>Federal Funds</b> | 8,464,469               | 4,165,058             | 12,629,527                   | (7,956)               | 12,621,571        |
| <b>Other Funds</b>   | -                       | -                     | -                            | -                     | -                 |
| <b>Total Funds</b>   | \$ 8,464,469            | \$ 4,165,058          | \$ 12,629,527                | \$ (7,956)            | \$ 12,621,571     |



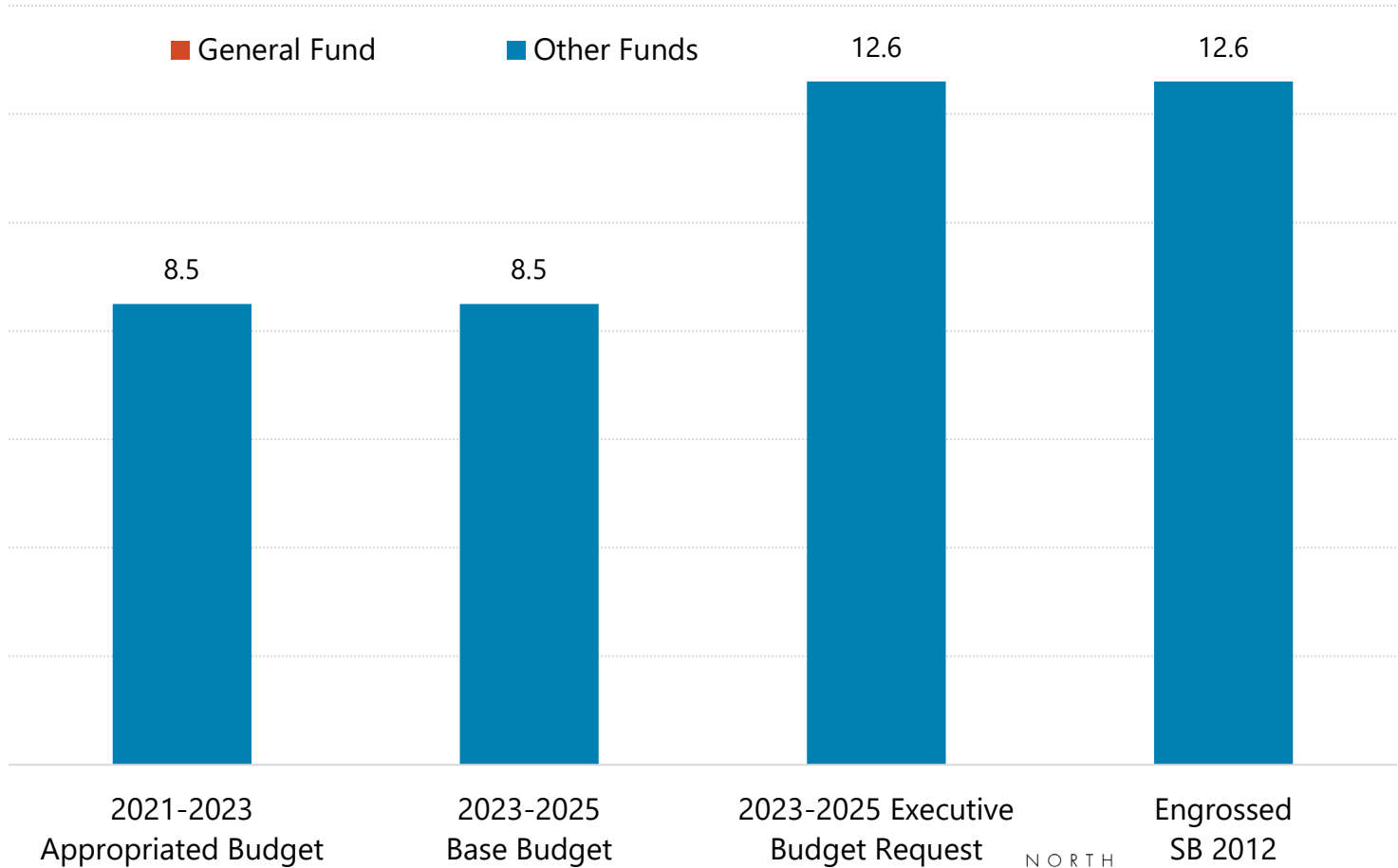
# Comparison of Total Budget with Funding (in millions)

## Appropriated Budget is Larger Than Base

INCREASE FROM BASE TO ENGROSSED  
SB 2012 \$4.10 MILLION

Increases Driven by:

- Afghanistan Supplemental Appropriations Act
- Additional Ukraine Supplemental Appropriations Act
- Data Management System
- Increased Focus on Refugee Behavioral Health



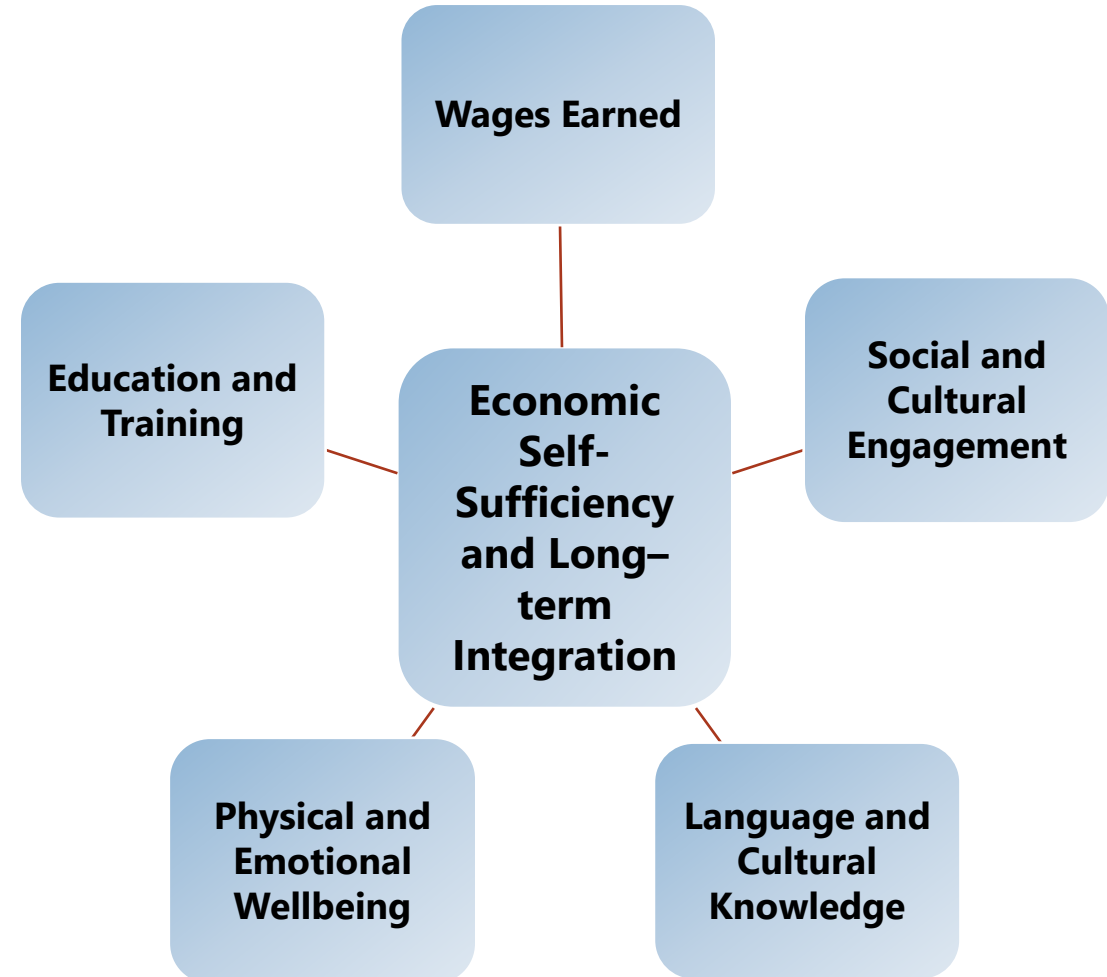
# Comparison of 2023-2025 Budgets and Related Funding By Detailed Expense

| Description                          | 2022 - 2025<br>Budget Base | Increase /<br>(Decrease) | 2023 - 2025<br>Executive Budget | Increase /<br>(Decrease) | Engrossed<br>SB 2012 |
|--------------------------------------|----------------------------|--------------------------|---------------------------------|--------------------------|----------------------|
| 511x Salaries - Regular              | \$ 1,416,485               | \$ (837,568)             | \$ 578,917                      | \$ (10,922)              | \$ 567,995           |
| 512x Salaries - Other                | -                          | -                        | -                               | -                        | -                    |
| 513x Salaries Temp                   | -                          | -                        | -                               | -                        | -                    |
| 514x Salaries Overtime               | -                          | -                        | -                               | -                        | -                    |
| 516x Salaries Benefits               | -                          | 269,603                  | 269,603                         | 2,966                    | 272,569              |
| <b>Total Salaries &amp; Benefits</b> | <b>\$ 1,416,485</b>        | <b>\$ (567,965)</b>      | <b>\$ 848,520</b>               | <b>\$ (7,956)</b>        | <b>\$ 840,564</b>    |
| 52x Travel                           | 2,650                      | 55,775                   | 58,425                          | -                        | 58,425               |
| 53x Supply                           | -                          | 5,000                    | 5,000                           | -                        | 5,000                |
| 54x Postage & Printing               | -                          | 200                      | 200                             | -                        | 200                  |
| 55x Equipment under \$5,000          | -                          | -                        | -                               | -                        | -                    |
| 56x Utilities                        | -                          | -                        | -                               | -                        | -                    |
| 57x Insurance                        | -                          | -                        | -                               | -                        | -                    |
| 58x Rent/Leases - Bldg/Equip         | -                          | 7,801                    | 7,801                           | -                        | 7,801                |
| 59x Repairs                          | -                          | -                        | -                               | -                        | -                    |
| 61x Professional Development         | 411                        | 14,554                   | 14,965                          | -                        | 14,965               |
| 62x Fees - Operating & Professional  | 439,302                    | 40,038                   | 479,340                         | -                        | 479,340              |
| 67x Expenses                         | -                          | -                        | -                               | -                        | -                    |
| 53x Supplies                         | -                          | 6,300                    | 6,300                           | -                        | 6,300                |
| 60x IT Expenses                      | -                          | -                        | -                               | -                        | -                    |
| 68x Land, Building, Other Capital    | -                          | -                        | -                               | -                        | -                    |
| 69x Over                             | -                          | -                        | -                               | -                        | -                    |
| 69x Equipment Over \$5,000           | -                          | -                        | -                               | -                        | -                    |
| 71x Grants, Benefits, & Claims       | 6,605,621                  | 4,603,355                | 11,208,976                      | -                        | 11,208,976           |
| 72x Transfers                        | -                          | -                        | -                               | -                        | -                    |
| <b>Total Operating</b>               | <b>\$ 7,047,984</b>        | <b>\$ 4,733,023</b>      | <b>\$ 11,781,007</b>            | <b>\$ -</b>              | <b>\$ 11,781,007</b> |
| <b>Total</b>                         | <b>\$ 8,464,469</b>        | <b>\$ 4,165,058</b>      | <b>\$ 12,629,527</b>            | <b>\$ (7,956)</b>        | <b>\$ 12,621,571</b> |

# One-Time Expenditures

## Data Management System: \$1.1M

- Tracks progress of individuals and programs overtime
- Facilitates referrals to Refugee Support Service providers
- Produces ORR and State reports





# About State Refugee Grants and Contracts

## Refugee Support Services

- Local Case Management
- English Language Learning
- Employment Support
- Immigration Services

## Refugee Cash Assistance

## Set-Aside Programs

- Refugee School Impact
- Youth Mentoring
- Refugee Health Promotion
- Services to Older Refugees

## Unaccompanied Refugee Minor

# ND Refugee Employment and Skill Acquisition

## Refugees are Economic Contributors

### Top ND Industries Employing Refugees:



**46%** Manufacturing



**17%** Retail/Food Service



**12%** Education/Training



**11%** Child Care

**English Language Enrollment: 55%**

**Average Wage: \$17.50**

# Policy Bills with Impact to Refugee Services Work

S.B. 2142 –  
Office of Immigration



# Refugee Services: What's on the horizon?

- Improved assessments and outcome measurement
- Improved access to English Language Learning
- Expanded community-based and employment sector relationships
- Enhanced focus on behavioral health services





# From Struggle to Resilience: Examining 3.4M U.S. refugee arrivals since 1975

## Median Annual Income

< 5 years = \$22,000

> 25 years = \$67,000

## Economic Benefits Outweigh Costs

**Year 1:** Estimated Cost of resettlement = \$15k

**Year 8:** Taxes paid exceed investment

**Year 20:** \$21k more in taxes than initial investment

**40%** of Fortune 500 companies founded by immigrants or their children

**13%** of refugees are entrepreneurs (\$4.6B in business income annually)

# Welcoming as a Workforce Strategy



## **Immigration is Our History:**

100 years ago, 80% of North Dakotans were immigrants or the children of immigrants.



## **Immigration Policy is Federal:**

Immigration channels and the caps on participation are set at the federal level.



## **Newcomer Integration is Local:**

Our local approach to helping newcomers thrive situates us for economic success.



# Contact information

## Holly Triska-Dally

State Refugee Coordinator

[htriskadally@nd.gov](mailto:htriskadally@nd.gov)

[www.hhs.nd.gov](http://www.hhs.nd.gov)