

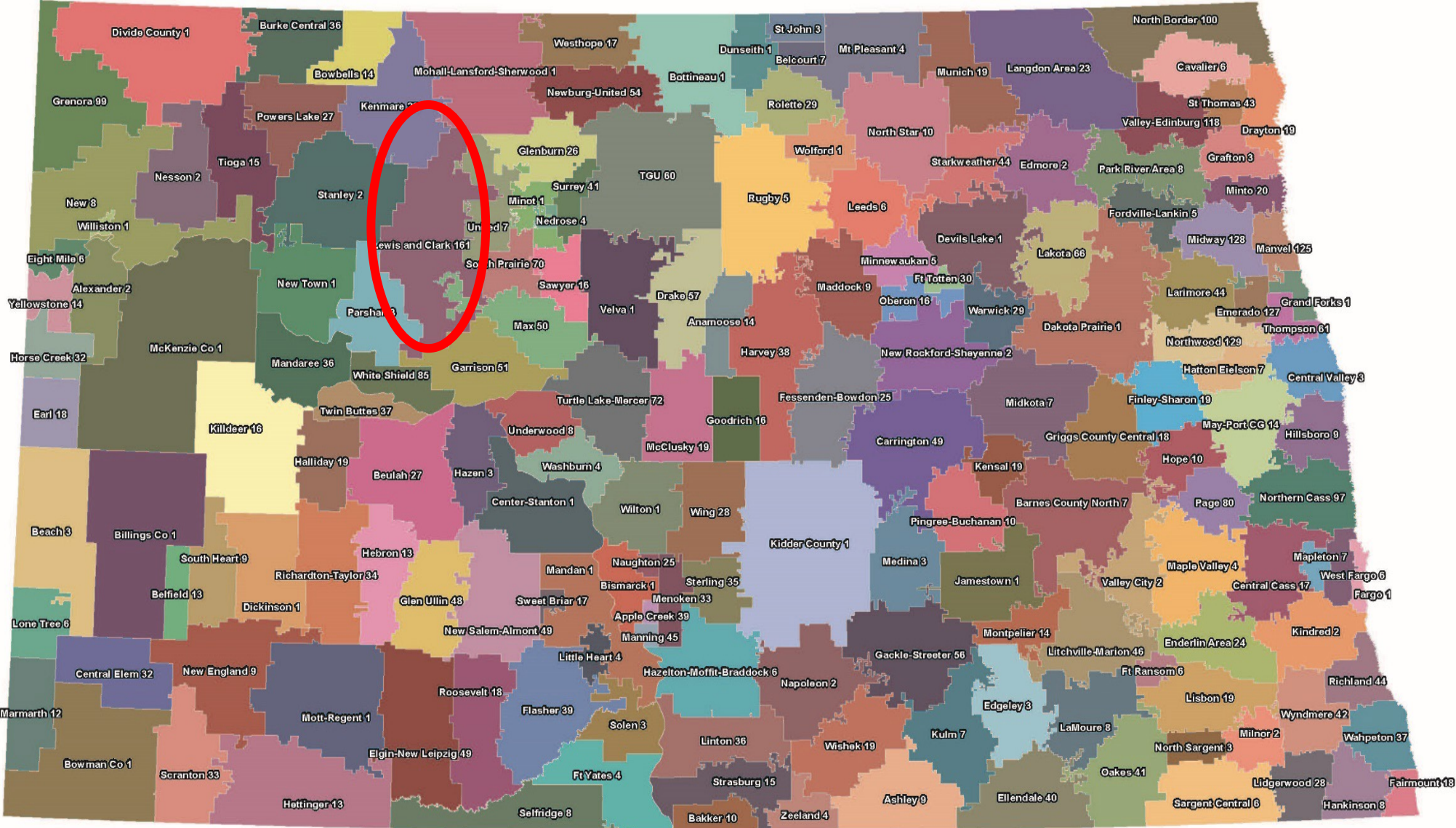
# LEWIS & CLARK #161

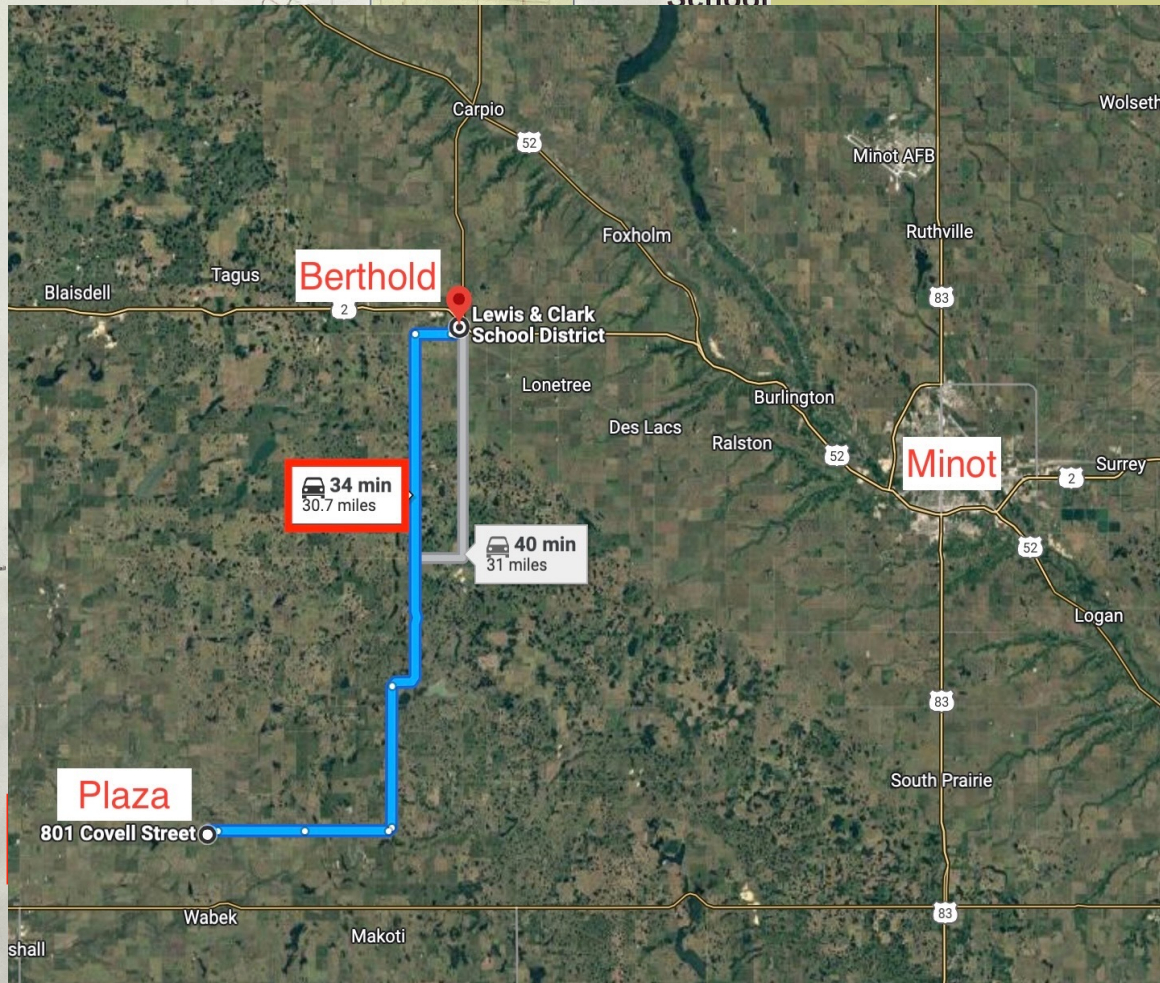
Senate Appropriations Testimony

2/6/23

**IN FAVOR – SB 2328**

# North Dakota School Districts 2016

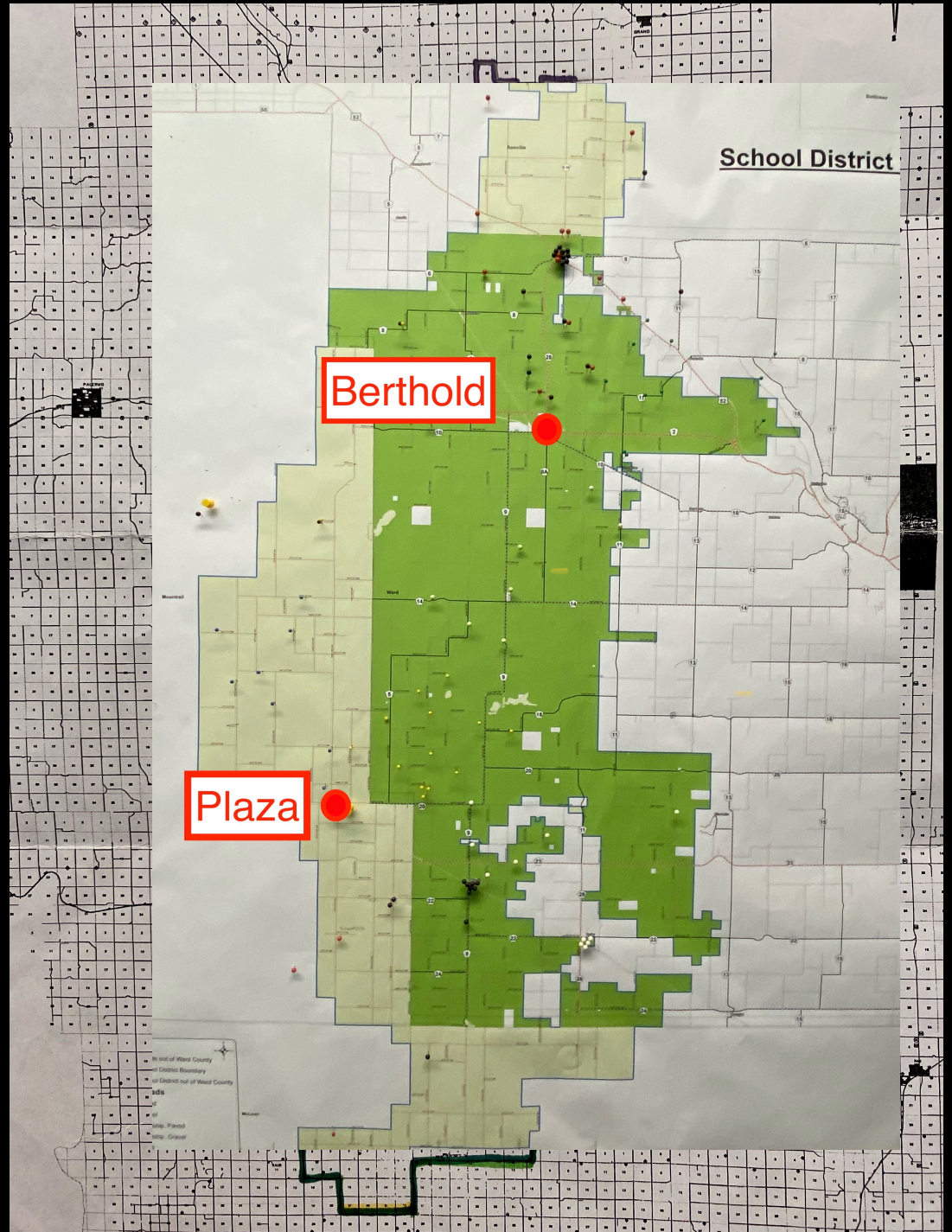




**IN FAVOR**

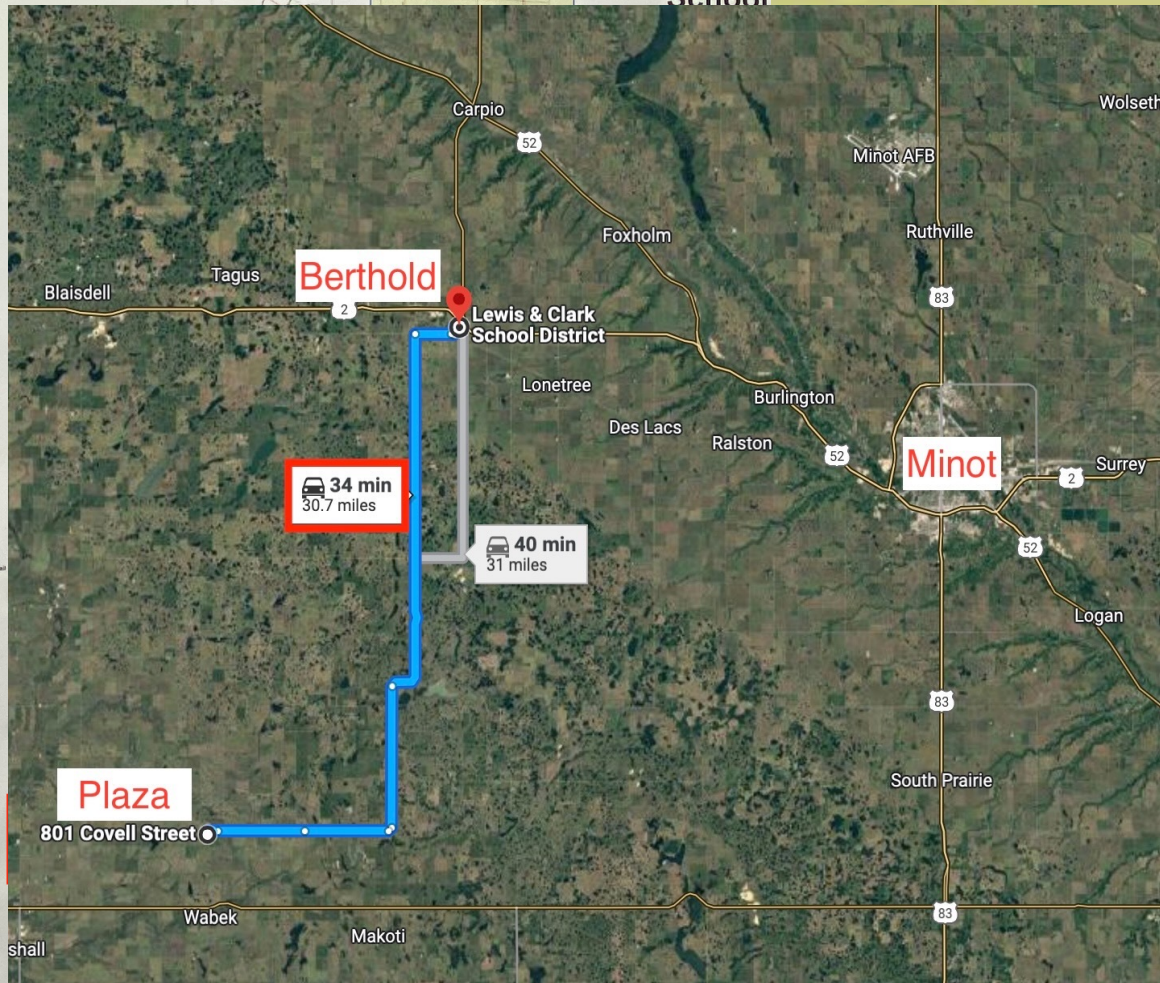
**of**

**SB 2328**



1 Ft. Yates	27 Midway
2 St. Thomas	28 Elgin-New Leipzig
3 Edmore	29 Leeds
4 Fordville-Lankin	30 Grenora
5 Zeeland	31 Westhope
6 Finley-Sharon	32 Midkota
7 Munich	33 Scranton
8 Hope-Page	34 Montpelier
9 Bowbells	35 Hebron
10 Newburg-United	36 Rollette
11 Kensal	37 HMB
12 Selfridge	38 Maddock
13 Starkweather	39 Fairmount
14 Wing	40 Ashley
15 Sarent Central	41 Lakota
16 Ft. Totten	42 Turle Lake
17 Drake	43 Max
18 Gackle-Streeter	44 Fessenden
19 Burke Central	45 Lidgerwood
20 Solen	46 Central Valley
21 Litchville-Marion	47 Pingree-Buchanon
22 Drayton	48 Hatton
23 Valley-Edinburg	49 Strasburg
24 McClusky	50 Lewis and Clark
25 Kulm	51 Medina
26 Glen Ullin	52 White Shield

1 Belcourt	23 Bottineau
2 New Town	24 Valley City
3 Tioga	25 Mandan
4 St. John	26 Surrey
5 Dunseith	27 Nedrose
6 Fargo	28 Cavalier
7 Dickinson	29 Mayport CG
8 Killdeer	30 Grafton
9 McKenzie County	31 Beulah
10 Lewis and Clark	32 United
11 Devils Lake	33 Lisbon
12 Rugby	34 South Prairie
13 Grand Forks	35 Carrington
14 Minot	36 Hillsboro
15 Bowman Co	37 Hazen
16 Velva	38 Northern Cass
17 Stanley	39 Park River
18 Jamestown	40 Central Cass
19 West Fargo	41 Oakes
20 Williston	42 Kindred
21 Bismarck	43 Thompson
22 Wahpeton	



n 26

TGU 60

Surrey 41

Rug

ose 4

yer 16

Drake 57

Velva 1

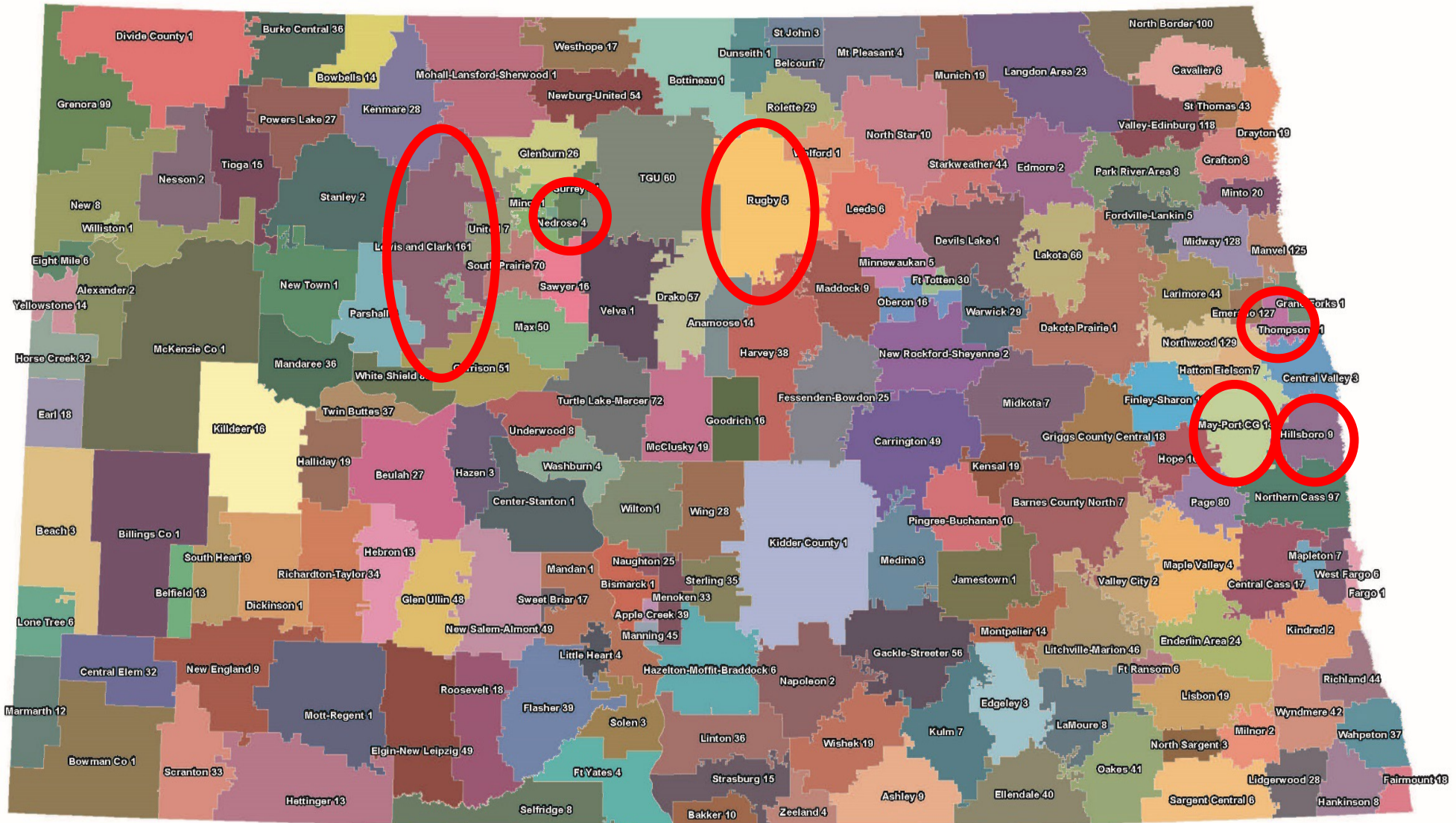
Anamoose 14

Max 50

Harv



# North Dakota School Districts 2016

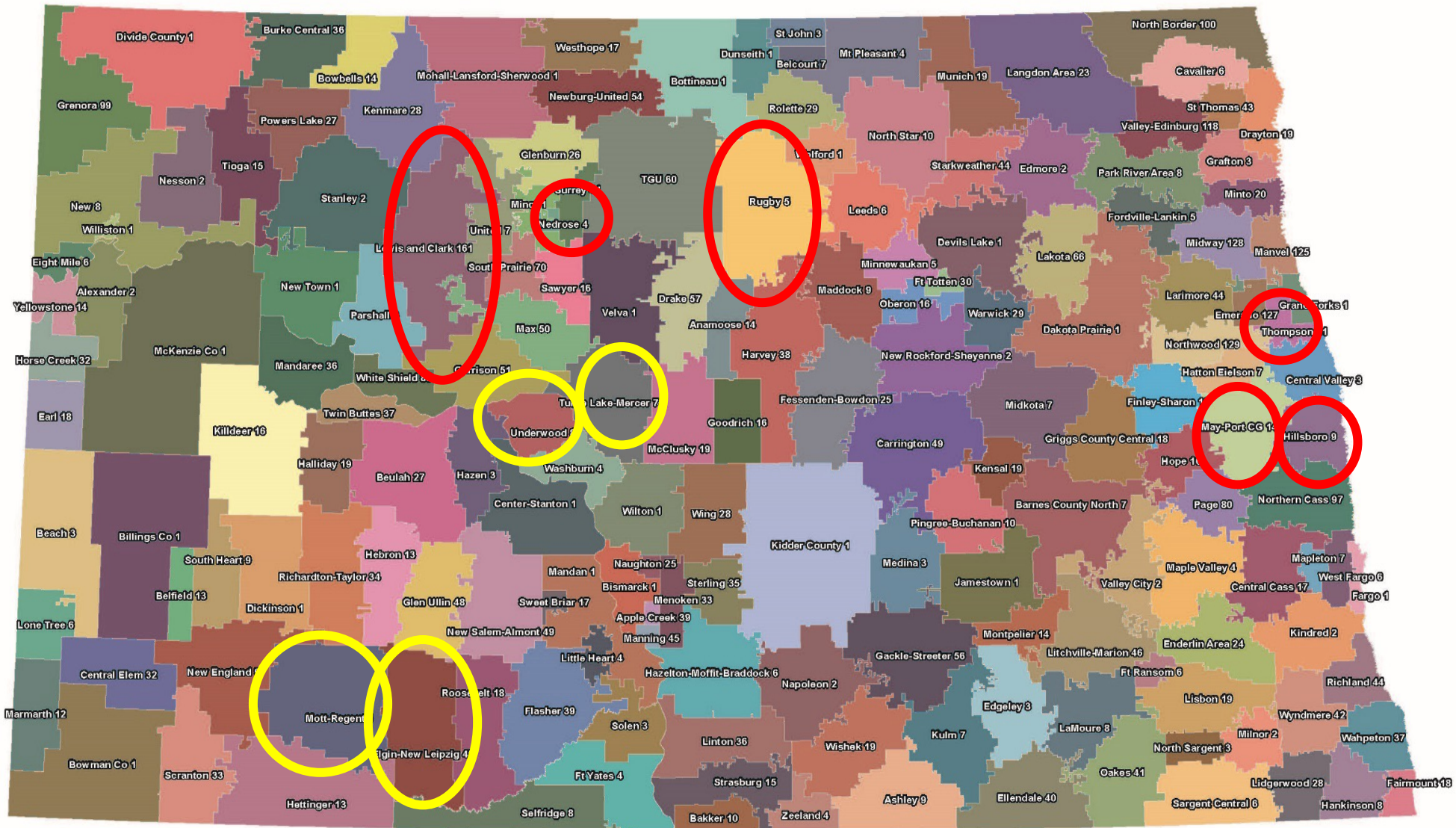




# DISTRICT SIZE WEIGHTING FACTORS

DISTRICT	SIZE FACTOR	ENROLLMENT	SQ. MILES	AVG. COST PER STUDENT
Thompson	1.02	631	117	\$9,058
Surrey	1.02	414	129	\$11,464
Hillsboro	1.02	500	278	\$10,779
Mayport CG	1.02	478	444	\$11,304
Lewis & Clark	1.02	409	864	\$13,630
Rugby	1.02	586	937	\$13,398

# North Dakota School Districts 2016



DISTRICT	ADM	Weighted ADM	SIZE FACTOR	TWSU	Per Student Rate	Formula Payment	
Mott-Regent	208.76	240.2	<b>1.25</b>	297.85	\$ 10,237.00	\$ 3,049,090.45	
Elgin-New Leipzig	157.88	174.86	<b>1.34</b>	227.32	\$ 10,237.00	\$ 2,327,074.84	
						\$ 5,376,165.29	
TOGETHER	366.64	415.06	<b>1.07</b>	444.1142	\$ 10,237.00	\$ 4,546,397.07	
						<b>\$ 829,768.22</b>	<b>LESS</b>
<b>DISTANCE BETWEEN ELGIN AND MOTT</b>				<b>24 Miles</b>			
DISTRICT	ADM	Weighted ADM	SIZE FACTOR	TWSU	Per Student Rate	Formula Payment	
Underwood	209.18	232.14	<b>1.25</b>	290.175	\$ 10,237.00	\$ 2,970,521.48	
Turtle Lake	177.24	193.25	<b>1.28</b>	243.5	\$ 10,237.00	\$ 2,492,709.50	
						\$ 5,439,429.95	
TOGETHER	386.42	425.39	<b>1.04</b>	442.4056	\$ 10,237.00	\$ 4,528,906.13	
						<b>\$ 934,324.85</b>	<b>LESS</b>
<b>DISTANCE BETWEEN UNDERWOOD and TURTLE LAKE</b>				<b>14 Miles</b>			

RANK ORDER OF HIGH SCHOOL DISTRICTS  
BY 2020-2021 AVERAGE COST PER PUPIL

RANK ORDER OF HIGH SCHOOL DISTRICTS  
BY 2020-2021 AVERAGE COST PER PUPIL

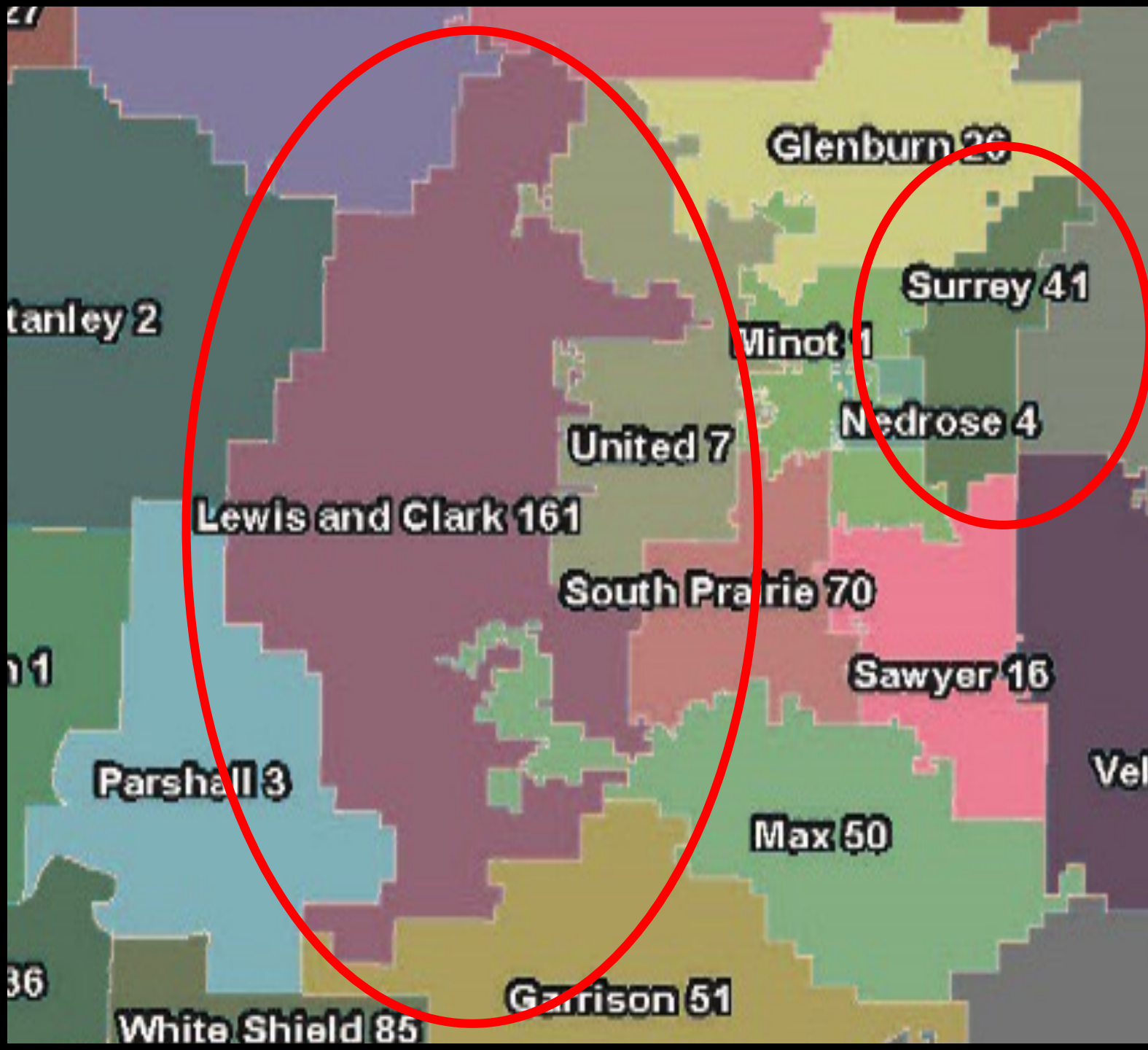
RANK	COUNTY NUMBER	DISTRICT NUMBER	DISTRICT NAME	AVERAGE DAILY MEMBERSHIP	AVERAGE COST	RANK	COUNTY NUMBER	DISTRICT NUMBER	DISTRICT NAME	AVERAGE DAILY MEMBERSHIP	AVERAGE COST
1	43	004	Ft Yates 4	100	43,880	35	53	099	Grenora 99	174	17,710
2	34	043	St Thomas 43	34	40,491	36	40	007	Belcourt 7	1,530	17,436
3	36	002	Edmore 2	32	37,228	37	31	001	New Town 1	946	17,348
4	50	005	Fordville-Lankin 5	36	34,822	38	05	017	Westhope 17	136	17,236
5	26	004	Zeeland 4	34	31,113	39	20	007	Midkota 7	162	17,097
6	27	036	Mandaree 36	208	26,124	40	53	015	Tioga 15	436	16,906
7	46	019	Finley-Sharon 19	84	25,966	41	06	033	Scranton 33	126	16,847
8	10	019	Munich 19	82	25,465	42	40	003	St John 3	428	16,603
9	09	085	Hope-Page 85	156	24,943	43	47	014	Montpelier 14	98	16,513
10	07	014	Bowbells 14	69	24,000	44	38	026	Glenburn 26	230	16,353
11	05	054	Newburg-United 54	78	23,633	45	41	002	Milnor 2	213	16,258
12	47	019	Kensal 19	29	23,408	46	30	013	Hebron 13	151	16,243
13	43	008	Selfridge 8	96	22,638	47	40	029	Rolette 29	152	16,124
14	36	044	Starkweather 44	58	22,496	48	40	001	Dunseith 1	568	16,102
15	03	029	Warwick 29	222	22,139	49	32	001	Dakota Prairie 1	283	15,953
16	08	028	Wing 28	70	21,864	50	15	006	Hazelton-Moffit-Braddock 6	131	15,839
17	41	006	Sargent Central 6	157	21,541	51	07	027	Powers Lake 27	206	15,813
18	03	030	Ft Totten 30	176	21,408	52	40	004	Mt Pleasant 4	257	15,675
19	25	057	Drake 57	73	20,684	53	17	003	Beach 3	266	15,533
20	03	005	Minnewaukan 5	230	20,613	54	03	009	Maddock 9	130	15,529
21	24	056	Gackle-Streeter 56	93	20,561	55	33	001	Center-Stanton 1	237	15,506
22	07	036	Burke Central 36	99	20,006	56	39	018	Fairmount 18	109	15,472
23	43	003	Solen 3	200	19,661	57	26	009	Ashley 9	139	15,436
24	02	046	Litchville-Marion 46	126	19,587	58	09	004	Maple Valley 4	210	15,307
25	34	019	Drayton 19	160	19,285	59	32	066	Lakota 66	158	15,292
26	34	118	Valley-Edinburg 118	162	19,257	60	12	001	Divide County 1	387	15,056
27	42	019	McClusky 19	88	19,183	61	25	060	TGU 60	335	14,965
28	34	100	North Border 100	292	19,008	62	28	072	Turtle Lake-Mercer 72	177	14,863
29	23	007	Kulm 7	119	18,719	63	41	003	North Sargent 3	209	14,813
30	30	048	Glen Ullin 48	137	18,669	64	28	050	Max 50	175	14,675
31	18	128	Midway 128	163	18,575	65	52	025	Fessenden-Bowdon 25	168	14,615
32	31	003	Parshall 3	272	18,414	66	15	036	Linton 36	243	14,584
33	19	049	Elgin-New Leipzig 49	157	18,077	67	09	001	Fargo 1	11,476	14,491
34	05	006	Leeds 6	115	17,971	68	26	019	Wishek 19	213	14,405

RANK ORDER OF HIGH SCHOOL DISTRICTS  
BY 2020-2021 AVERAGE COST PER PUPIL

RANK	COUNTY NUMBER	DISTRICT NUMBER	DISTRICT NAME	AVERAGE DAILY MEMBERSHIP	AVERAGE COST
69	01	013	Hettinger 13	265	14,359
70	39	028	Lidgerwood 28	185	14,346
71	49	003	Central Valley 3	188	14,328
72	45	001	Dickinson 1	3,700	14,326
73	51	028	Kenmare 28	298	14,272
74	47	010	Pingree-Buchanan 10	142	14,155
75	24	002	Napoleon 2	226	13,962
76	13	016	Killdeer 16	558	13,918
77	28	051	Garrison 51	389	13,827
78	49	007	Hatton Eielson 7	186	13,822
79	28	008	Underwood 8	210	13,771
80	27	001	McKenzie Co 1	1,733	13,690
81	15	015	Strasburg 15	127	13,665
82	53	006	Eight Mile 6	311	13,652
83	51	161	Lewis and Clark 161	409	13,630
84	27	002	Alexander 2	247	13,562
85	36	001	Devils Lake 1	1,644	13,555
86	37	024	Enderlin Area 24	301	13,510
87	20	018	Griggs County Central 18	252	13,499
88	23	008	LaMoure 8	263	13,481
89	38	001	Mohall-Lansford-Sherwood 1	303	13,462
90	45	013	Belfield 13	239	13,450
91	35	005	Rugby 5	586	13,398
92	22	001	Kidder County 1	347	13,396
93	21	001	Mott-Regent 1	211	13,378
94	39	008	Hankinson 8	259	13,350
95	18	001	Grand Forks 1	7,675	13,312
96	53	002	Nesson 2	374	13,312
97	23	003	Edgeley 3	230	13,166
98	51	001	Minot 1	7,663	13,116
99	10	023	Langdon Area 23	385	13,105
100	52	038	Harvey 38	367	13,100
101	45	009	South Heart 9	369	12,870
102	39	044	Richland 44	265	12,780
103	47	003	Medina 3	188	12,754
104	06	001	Bowman Co 1	525	12,749
105	02	007	Barnes County North 7	242	12,707
106	45	034	Richardton-Taylor 34	317	12,694
107	50	020	Minto 20	261	12,515
108	25	001	Velva 1	449	12,347
109	30	049	New Salem-Almont 49	353	12,297
110	31	002	Stanley 2	707	12,198
111	21	009	New England 9	280	12,120

RANK ORDER OF HIGH SCHOOL DISTRICTS  
BY 2020-2021 AVERAGE COST PER PUPIL

RANK	COUNTY NUMBER	DISTRICT NUMBER	DISTRICT NAME	AVERAGE DAILY MEMBERSHIP	AVERAGE COST
112	47	001	Jamestown 1	2,232	12,114
113	09	006	West Fargo 6	11,814	12,112
114	11	040	Ellendale 40	306	12,044
115	53	001	Williston 1	4,189	12,029
116	08	001	Bismarck 1	13,800	12,016
117	39	037	Wahpeton 37	1,215	12,010
118	05	001	Bottineau 1	683	11,999
119	39	042	Wyndmere 42	265	11,992
120	28	004	Washburn 4	332	11,964
121	02	002	Valley City 2	1,061	11,781
122	30	001	Mandan 1	4,193	11,731
123	51	041	Surrey 41	414	11,644
124	51	004	Nedrose 4	560	11,586
125	18	044	Larimore 44	377	11,465
126	48	010	North Star 10	300	11,463
127	30	039	Flasher 39	252	11,441
128	34	006	Cavalier 6	420	11,433
129	49	014	May-Port CG 14	478	11,304
130	28	001	Wilton 1	277	11,258
131	18	129	Northwood 129	327	11,234
132	14	002	New Rockford-Sheyenne 2	308	11,177
133	50	003	Grafton 3	874	11,148
134	29	027	Beulah 27	714	11,140
135	51	007	United 7	654	11,019
136	37	019	Lisbon 19	637	10,986
137	51	070	South Prairie 70	486	10,910
138	16	049	Carrington 49	515	10,807
139	49	009	Hillsboro 9	482	10,779
140	29	003	Hazen 3	563	10,507
141	09	097	Northern Cass 97	637	10,502
142	50	008	Park River Area 8	417	10,498
143	09	017	Central Cass 17	951	10,317
144	11	041	Oakes 41	503	10,105
145	09	002	Kindred 2	813	10,093
146	28	085	White Shield 85	165	9,673
147	18	061	Thompson 61	605	9,058



Introduced by

Senators Wanzek, Erbele, Klein

Representatives Headland, Vigesaa, Weisz

# SB 2328

1 A BILL for an Act to amend and reenact subsection 4 of section 15.1-27-03.2 of the North  
2 Dakota Century Code, relating to weighting factors for rural schools.

3 **BE IT ENACTED BY THE LEGISLATIVE ASSEMBLY OF NORTH DAKOTA:**

4 **SECTION 1. AMENDMENT.** Subsection 4 of section 15.1-27-03.2 of the North Dakota  
5 Century Code is amended and reenacted as follows:

6 4. The school district size weighting factor determined under this section and multiplied  
7 by a school district's weighted average daily membership equals the district's weighted  
8 student units. For the 2022-23 school year, for school districts that operate multiple  
9 kindergarten through grade twelve buildings at least ~~nineteen~~fourteen miles  
10 [~~30.5822.53~~ kilometers] apart, or multiple buildings at least ~~nineteen~~fourteen miles  
11 [~~30.5822.53~~ kilometers] apart with no replicated grades, the superintendent of public  
12 instruction shall determine the school size weighting factor for each building  
13 separately, with no adjustment for elementary schools. The superintendent of public  
14 instruction shall multiply the school size weighting factor for each building by the  
15 school district's weighted average daily membership to determine each building's  
16 weighted student units. The superintendent of public instruction shall combine the  
17 weighted student units of all buildings in the school district to determine the school  
18 district's weighted student units.

by a school district's weighted average daily membership equals the district's weighted student units. For the ~~2022-23 school year~~, for school districts that operate multiple kindergarten through grade twelve buildings at least ~~nineteen~~fourteen miles [~~30.5822.53~~ kilometers] apart, or multiple buildings at least ~~nineteen~~fourteen miles [~~30.5822.53~~ kilometers] apart with no replicated grades, the superintendent of public instruction shall determine the school size weighting factor for each building separately, with no adjustment for elementary schools. The superintendent of public instruction shall multiply the school size weighting factor for each building by the