



# FARGO POLICE DEPARTMENT

A SAFE AND UNIFIED COMMUNITY BUILT ON TRUST, ACCOUNTABILITY AND INCLUSION

## CRIMINAL INVESTIGATIONS DIVISION

### MEMORANDUM

**To:** Chief David Zibolski

**From:** Criminal Intelligence Analyst Caleb Boehm *CB*

**Date:** 01.04.23

**RE:** Fleeing in a Motor Vehicle Report

The following report contains data and analysis of all fleeing in a motor vehicle incidents through the month of December 2022. All information presented in this report is accurate as of 01.04.23.

RECEIVED  
FARGO POLICE DEPARTMENT  
JAN 09 2023  
MICHAEL BERNIER *MB*  
LIEUTENANT  
REF: *Ac Stefanowicz*

*copy sent to capt. Vinson*

RECEIVED  
FARGO POLICE DEPARTMENT  
JAN 09 2023  
TRAVIS STEFONOWICZ  
ASSISTANT CHIEF OF POLICE  
REF: *Chief Zibolski - Bureau*

RECEIVED  
FARGO POLICE DEPARTMENT  
JAN 10 2023  
DAVID B ZIBOLSKI  
CHIEF OF POLICE  
REF: *five 03*



# FLEEING IN A MOTOR VEHICLE REPORT

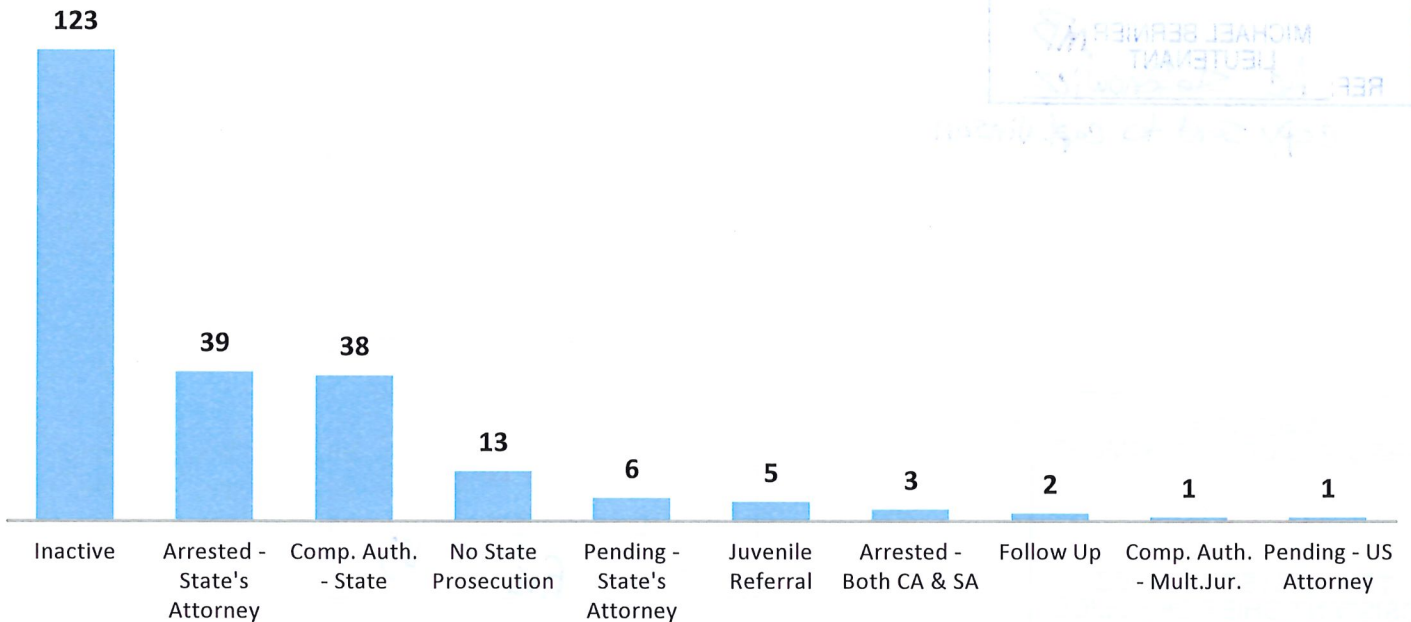
## DECEMBER 2022



The Fargo Police Department has had a total of **230** fleeing in a motor vehicle cases from 01/01/22 to 12/31/22. Of these cases, 135 have been labeled misdemeanors, and 95 as felonies. 54 cases have been reported as stolen vehicles. The case status for these months is as follows:

Inactive: 123  
 Arrested: 39  
 Comp. Auth: 38  
 No State Prosecution: 13  
 Pending – State’s Attorney: 6  
 Juvenile Referral: 5

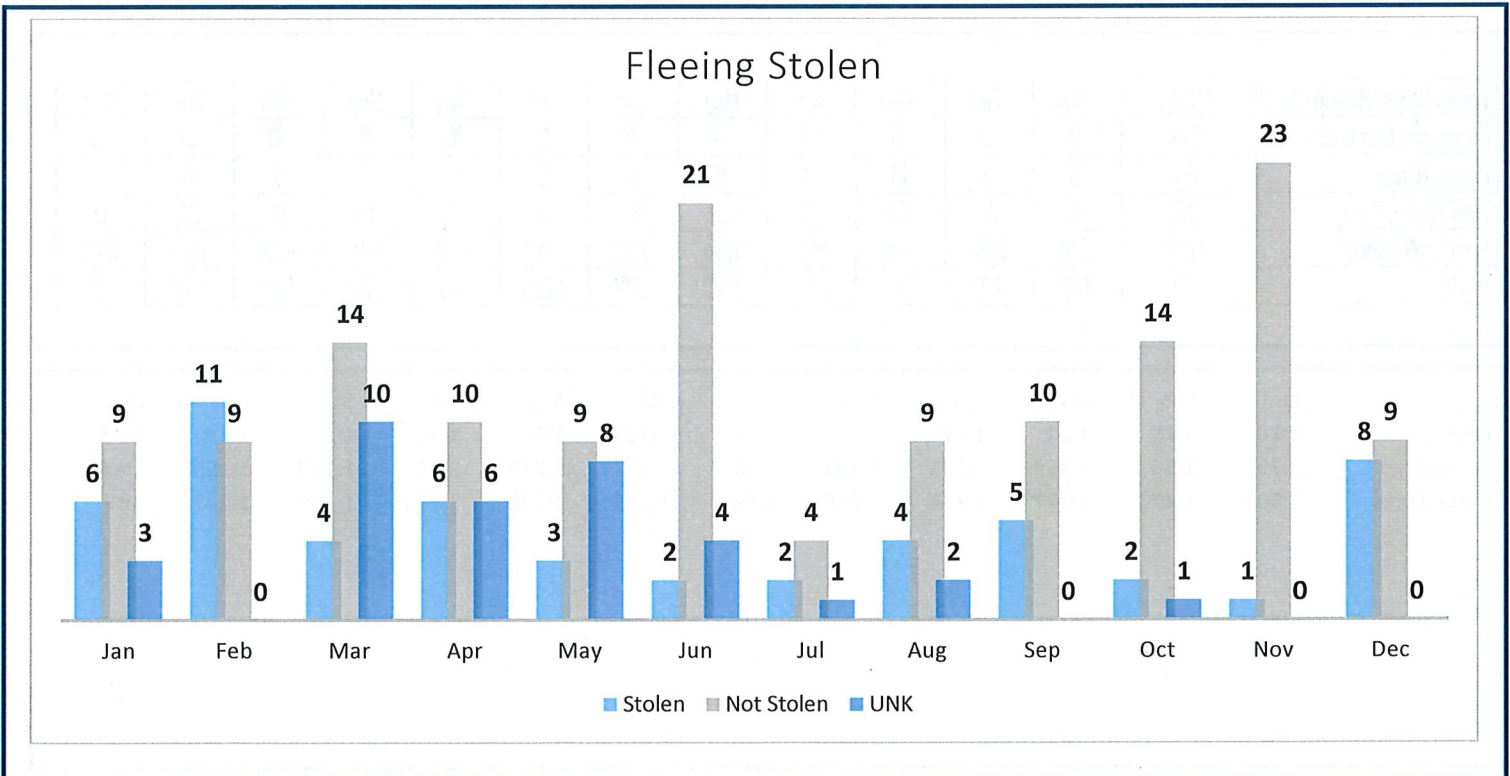
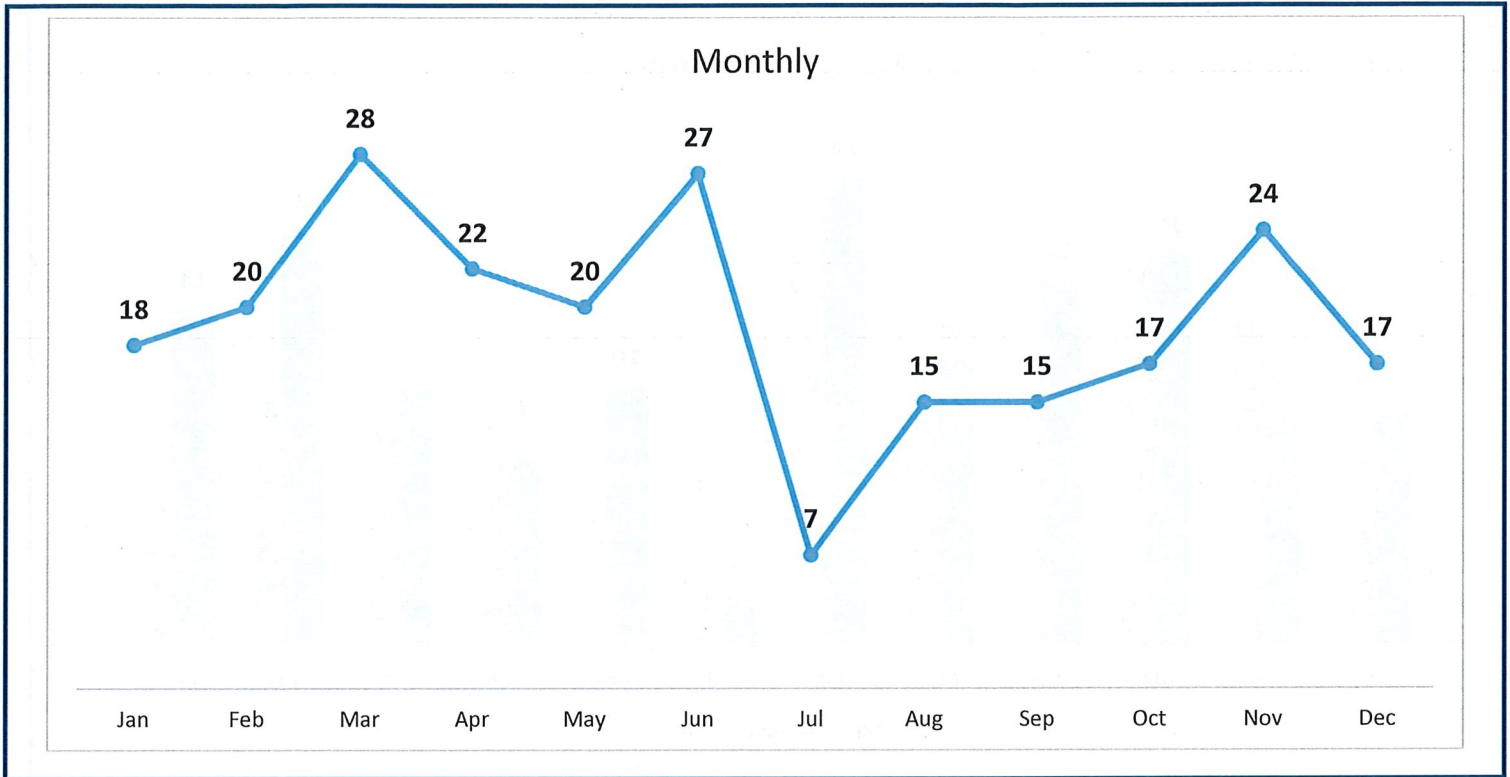
Case Disposition





# FLEEING IN A MOTOR VEHICLE REPORT

## DECEMBER 2022



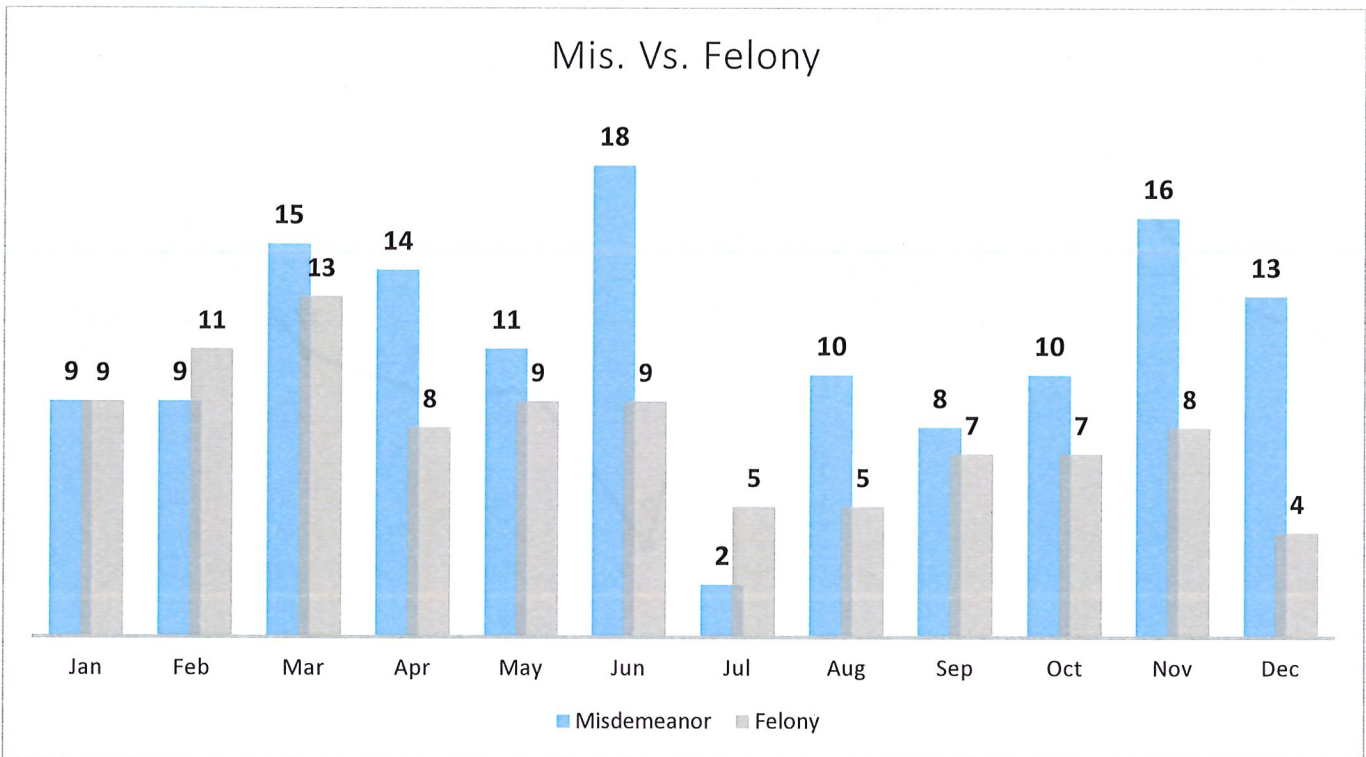


# FLEEING IN A MOTOR VEHICLE REPORT

## DECEMBER 2022



Mis. Vs. Felony



Traffic Stops/Fleeing 2022	TOTAL	Jan	Feb	Mar	Apr	May	Jun	Jul	Aug	Sep	Oct	Nov	Dec
Fleeing Misdemeanor	135	9	9	15	14	11	18	2	10	8	10	16	13
Fleeing Felony	95	9	11	13	8	9	9	5	5	7	7	8	4
Total Fleeing Cases	230	18	20	28	22	20	27	7	15	15	17	24	17
Total Traffic Stops	7190	318	382	595	587	834	732	743	698	478	499	697	627
RATIO	1:31	1:18	1:19	1:21	1:27	1:42	1:27	1:123	1:47	1:32	1:29	1:29	1:37

	Jan	Feb	Mar	Apr	May	Jun	Jul	Aug	Sep	Oct	Nov	Dec
Fargo	1:18	1:19	1:21	1:27	1:42	1:27	1:123	1:47	1:32	1:29	1:29	1:37
West Fargo	1:76	1:56	1:254	1:147	1:105	null	1:117	1:226	1:49	1:179	1:253	1:451
Grand Forks	1:807	1:370	1:177	1:144	1:610	1:335	1:155	1:238	1:298	1:110	1:143	null

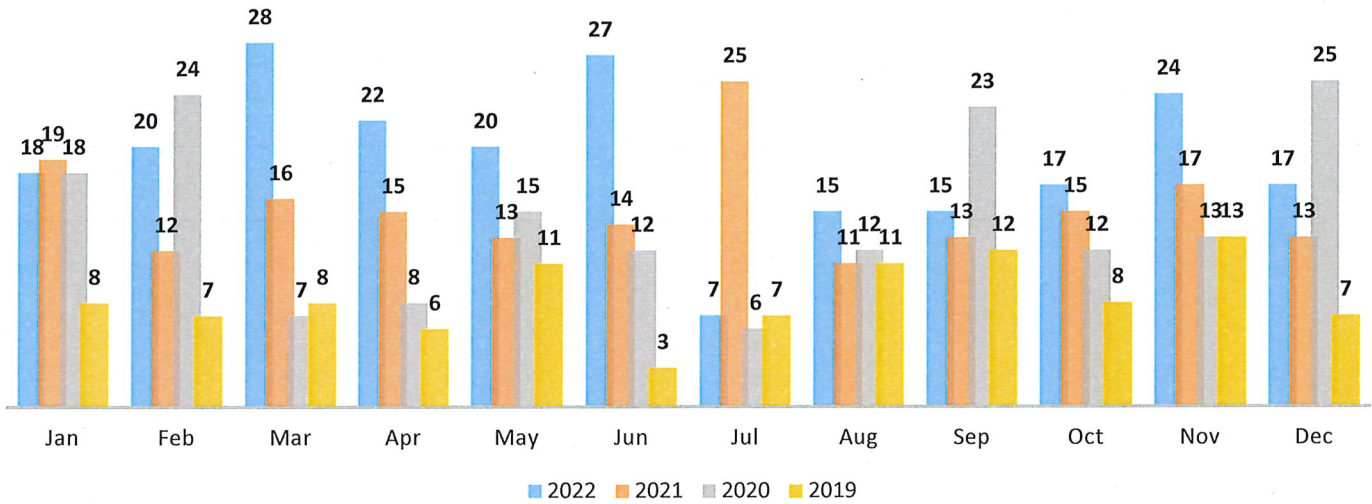


# FLEEING IN A MOTOR VEHICLE REPORT

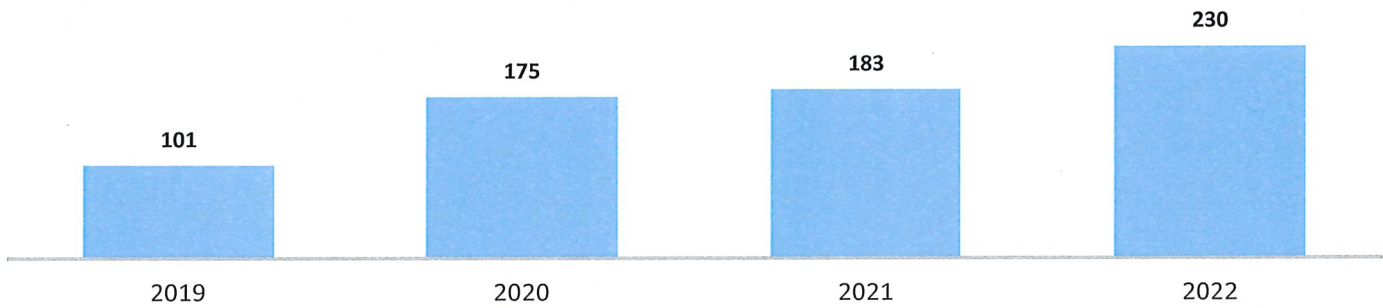
## DECEMBER 2022



Yearly Comparison



Yearly Comparison



<b>Fargo YTD</b>	<b>1:31</b>
<b>West Fargo YTD</b>	<b>1:148</b>
<b>GF YTD</b>	<b>1:264</b>

INFORMATION ACCURATE AS OF 01/04/22  
END OF REPORT

