

Nursing Facility Facts

Nursing Facility WORKFORCE

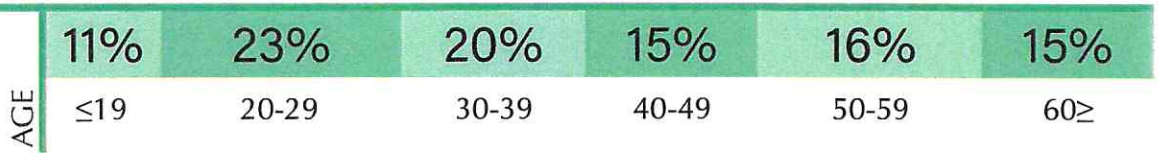


- The top issue facing nursing facilities is workforce.
- In July 2022, the midpoint CNA wage was \$19.71.
- 50% of nursing facilities stopped admissions in 2022 because of lack of staff.
- 90% of nursing facilities used contract agency staff in 2022.
- During the pandemic nursing facilities lost 15.3% of their staff and they have not returned.
- In the past year, contract nursing costs have more than doubled from the previous 12 months, spending \$63.8 million compared to \$28.8 million.
- Thirty-one percent of the workforce is age 50 or older, with the oldest employee being 90.
- During the pandemic, five nursing facilities closed and 60% of those remaining are operating at a loss.

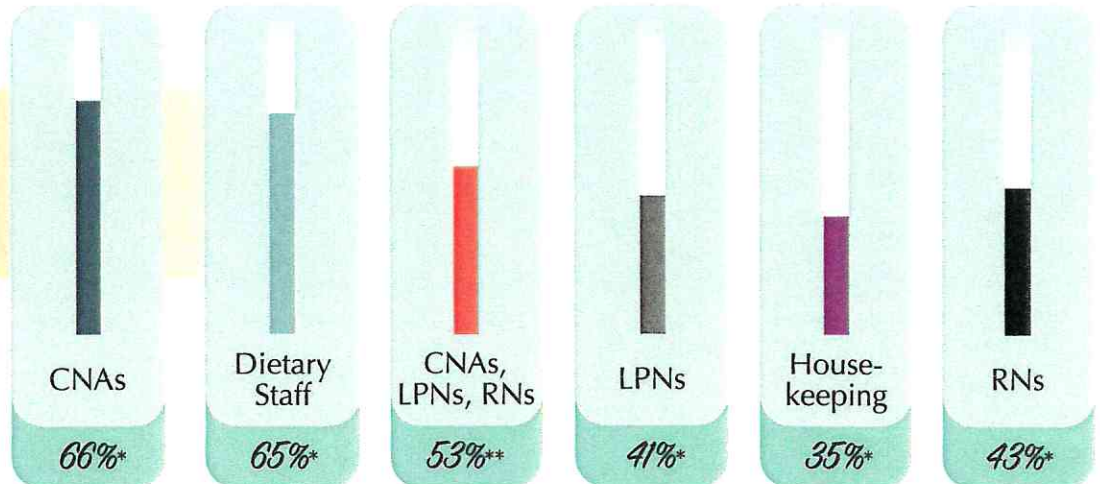


Age of Nursing Facility Workforce

n=5677



2022 Nursing Facility Staff Turnover



*NDLTCA Survey
**CMS PBJ Reporting

Long Term Care Facility Closures
Updated January 2023

City	Facility	NF Beds	BC Beds	Close Date
Bismarck	CHI St. Alexius Health - TCU	19		July 2022 *
Bowman	Southwest Healthcare Services	34		December 2021
Crosby	St. Luke's Sunrise Care Center	35		September 2021
Devils Lake	Eventide Devils Lake (closed 1 of 2 NF)	48		January 2021
Mott	GSS - Mott	42		June 2022
Northwood	Northwood Deaconess health Center	32		2024
Rugby	Heart of America	33		2024
Wilton	Redwood Village		16	July 2022
		243	16	

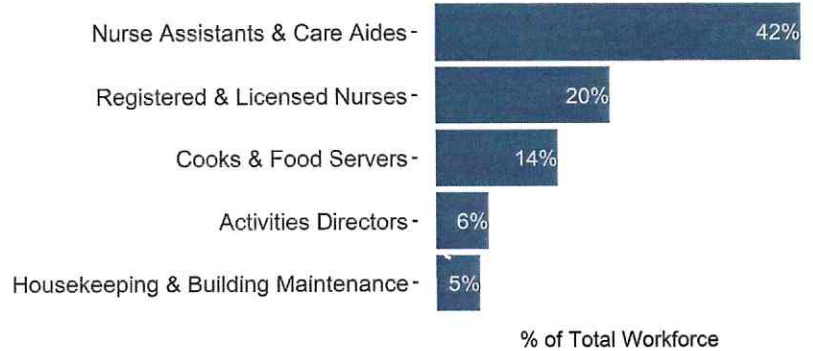
*Temporarily Closed - Has the option to re-open by 04-01-2023



Skilled Nursing Workforce

7,205 Employees

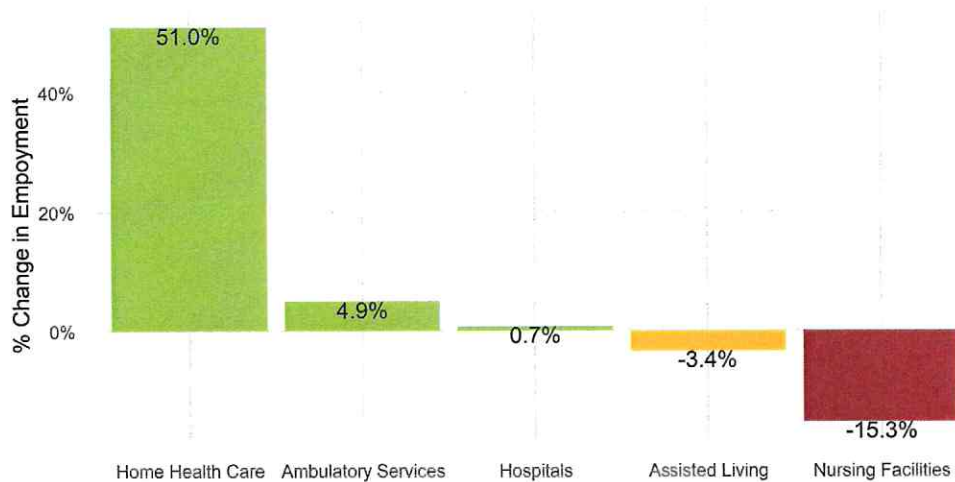
Top 5 Occupations



Impact of COVID

While some health care industries have reached or surpassed pre-pandemic staffing levels, long term care facilities are still experiencing substantial job losses alongside rising wage costs and increasing agency staff use.

Percent Change in Employment by Health Care Sector
Feb 2020 - Jun 2022



10.4%
Increase in Average Weekly
Wage: Mar'20 - Jun'22

2.1x
Increase in Agency Nurse Staff
Hours: Q4'19 - Q2'22

Sources: Bureau of Labor Statistics, Quarterly Census of Employment and Wages (Jun 2022) and Occupational Employment and Wage Statistics (May 2021) for NAICS Industries 623 and 6231. CMS Payroll Based Journal (2019-2022)

Nursing Facilities

North Dakota is ranking high Resident Satisfaction

Item	Rating Value	North Dakota	United States
Overall Satisfaction	4 & 5	89%	75%
Nursing Care	4 & 5	92%	82%
Cleanliness	4 & 5	96%	86%
Dignity & Respect	4 & 5	96%	89%
Recommend to Others	4 & 5	93%	80%
Safety & Security	4 & 5	97%	91%
Individual Needs	4 & 5	92%	80%



CMS tracks the hours worked by different types of staff in nursing facilities. These hours are used to calculate a ratio of staffing hours per resident per day. Hours per resident per day indicate the average amount of time staff are available to spend with each resident per day.

- ND Nurse hours per day **4.66**
- US Nurse hours per day **3.77**

Contract Nursing IN NURSING FACILITIES

When facilities face staffing shortages, one option is to use contract staff to provide daily resident care. In the past 11 years, the amount spent on contract nursing has increased over 400%.

Contract Nursing Dollars Spent (Millions)

