

Economic
Development
Association of
North Dakota





As the voice of economic development in North Dakota, EDND convenes members and other stakeholders around key issues and opportunities.

EDND

105 MEMBERS STRONG FROM ACROSS NORTH DAKOTA

TO CHAMPION THE GROWTH AND DIVERSIFICATION OF NORTH DAKOTA'S ECONOMY THROUGH PROFESSIONAL DEVELOPMENT, NETWORKING AND ADVOCACY.

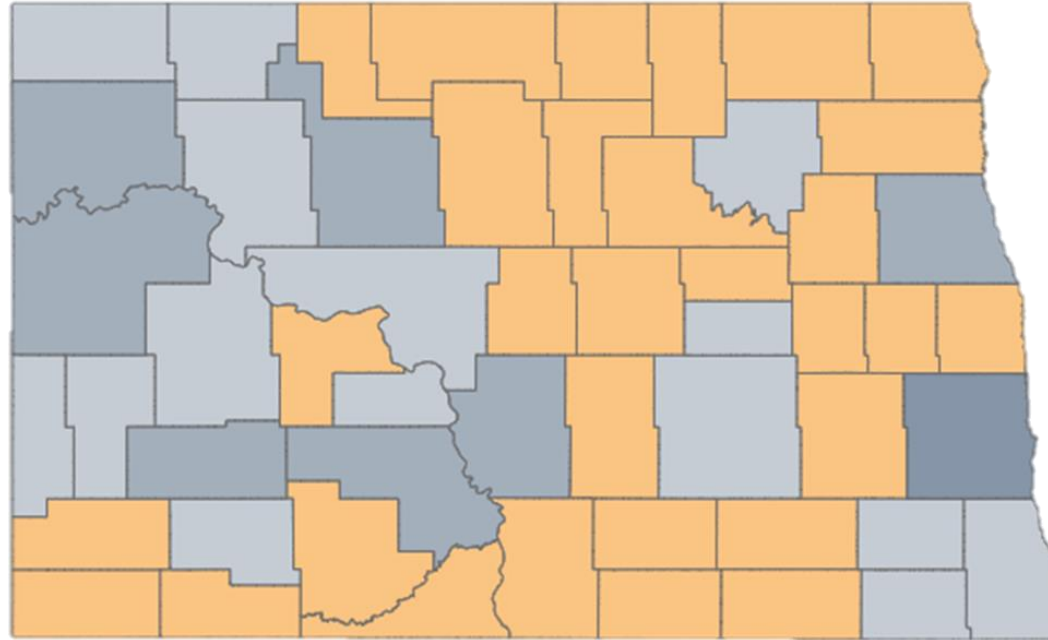
PROMOTING THE CREATION OF NEW WEALTH THROUGHOUT NORTH DAKOTA AND DEVELOP MORE VIBRANT COMMUNITIES TO IMPROVE QUALITY OF LIFE FOR ALL.



Support for 1018

- Is comprehensive approach to supporting growth and prosperity in the state's economy.
 - Business attraction
 - Workforce development
 - Community Development
 - Tourism
 - Additional talent in all areas of the state to drive growth

Fully funding workforce and the rest of the 1018 requests can control costs and increase services.



Counties that **Lost Population 2010-2020 – 30**

Now home to only:

17% of population

**13% of prime workforce
(ages 20 to 49)**

**on 52% of state's land
area**

**Heavy strains on existing
industry**

Higher tax burdens

Aging infrastructure

- Though North Dakota is benefiting from population growth due to birth rates outpacing deaths, we are seeing net migration losses state wide and large geographic regions still losing population.

The pathway to growth!

- Workforce is the #1 issue considered by most companies looking to invest in current or new locations.
- North Dakota is NOT guaranteed a company's investment.
 - Why growth throughout the state matters to communities large and small
 - Helps to stabilize property tax rates and deliver higher levels of service.
 - In most cases commercial property taxes subsidize residential payers
 - Ensures efficient use of infrastructure.
 - Migration patterns show residents moving from rural communities to more populated cities.
 - Declining counties require increased statewide support.
 - Helps to support non primary sector industries that create communities people want to live in.
 - Basic services
 - Regional attractions

Community Example

What 125 needed workers would mean to Grafton ND.

Marvin Windows would add lines and increase capacity if workers could be found.

Induced and indirect impacts would add \$8.8 million to the ND/Local economy

North Dakota Annual Impact of Wood Product Manufacturing (Event Size = 125 Employees in Walsh County, North Dakota)

	Direct	Indirect	Induced	Total
Employment	125	14	35	174
Sales/Output	\$25,297,376	\$2,835,122	\$5,991,493	\$34,123,991
Compensation	\$8,252,706	\$1,025,476	\$2,006,588	\$11,284,771

Source: JobsEQ®
Data as of 2022Q3

Industry Details		Employment			Sales/Output		
NAICS	Industry	Indirect	Induced	Total Ripple Effects	Indirect	Induced	Total Ripple Effects
321911	Wood Window and Door Manufacturing	2	0	2	\$457,190	\$3,991	\$461,181
722511	Full-Service Restaurants	0	2	2	\$5,747	\$85,327	\$91,074
622110	General Medical and Surgical Hospitals	0	2	2	\$0	\$318,906	\$318,906
722513	Limited-Service Restaurants	0	2	2	\$6,922	\$106,213	\$113,135
517111	Wired Telecommunications Carriers	0	1	2	\$22,592	\$575,259	\$597,851
321215	Engineered Wood Member Manufacturing	1	0	1	\$275,864	\$1,858	\$277,722
493110	General Warehousing and Storage	1	0	1	\$75,222	\$4,799	\$80,021
531110	Lessors of Residential Buildings and Dwellings	0	1	1	\$0	\$689,623	\$689,623
623110	Nursing Care Facilities (Skilled Nursing Facilities)	0	1	1	\$0	\$45,220	\$45,220
517112	Wireless Telecommunications Carriers (except Satellite)	0	1	1	\$1,962	\$307,138	\$309,100
813110	Religious Organizations	0	1	1	\$0	\$28,703	\$28,703
458110	Clothing and Clothing Accessories Retailers	0	1	1	\$0	\$56,393	\$56,393
621111	Offices of Physicians (except Mental Health Specialists)	0	1	1	\$1	\$161,664	\$161,665
551114	Corporate, Subsidiary, and Regional Managing Offices	0	0	1	\$47,448	\$55,880	\$103,328
321219	Reconstituted Wood Product Manufacturing	1	0	1	\$144,573	\$890	\$145,464
611310	Colleges, Universities, and Professional Schools	0	1	1	\$110	\$62,597	\$62,708
522110	Commercial Banking	0	0	1	\$17,561	\$91,954	\$109,516
624410	Child Care Services	0	1	1	\$2	\$20,531	\$20,533
541330	Engineering Services	0	0	1	\$74,219	\$23,881	\$98,100

Source: JobsEQ®
Data as of 2022Q3.
Note: Figures may not sum due to rounding.

Workers in North Dakota and Where They Live

Areas of opportunity

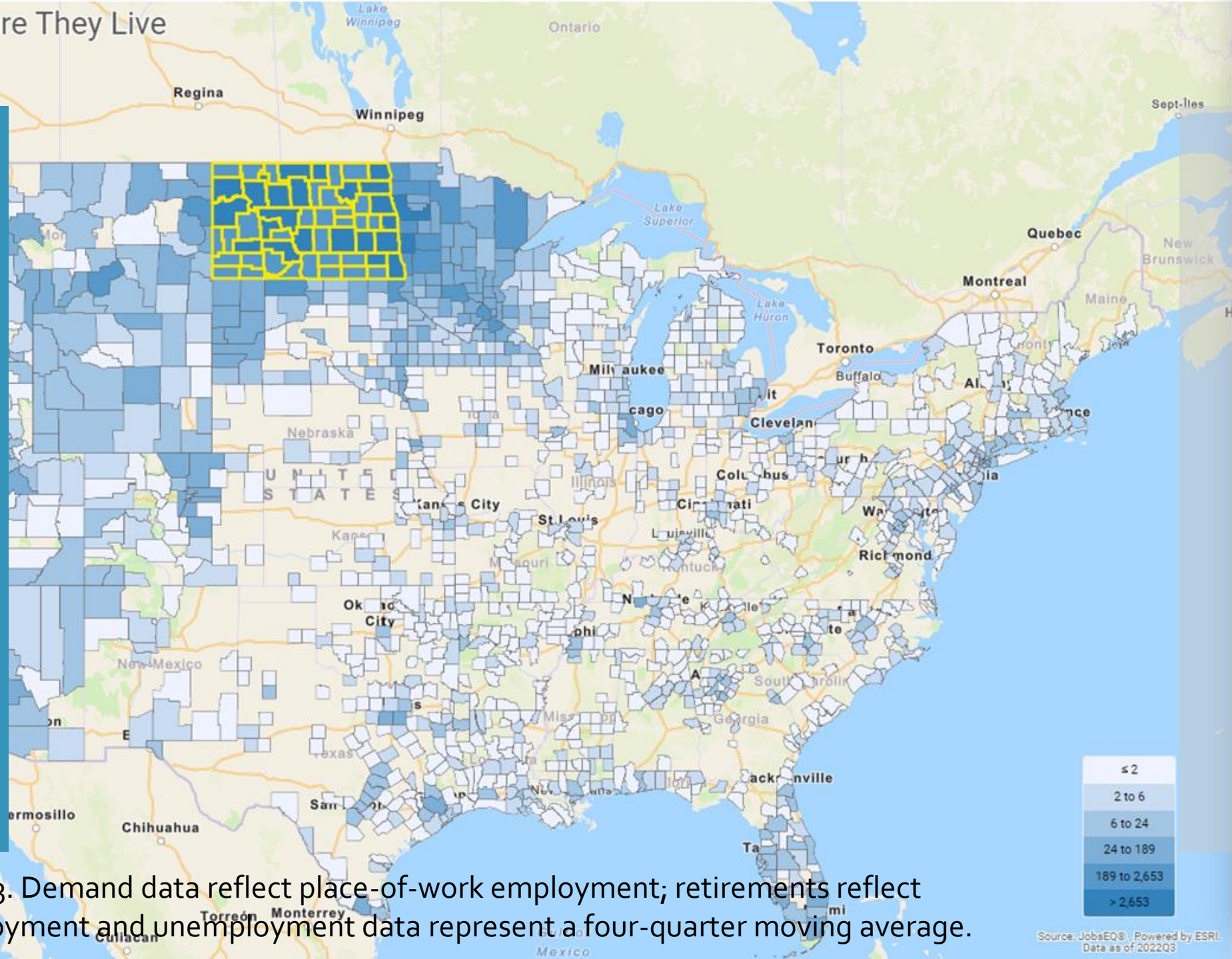
Remote workers employed by ND companies are located throughout the country.

27,325

Attracting these workers will bring trailing spouses and children who will call ND home.

Source: JobsEQ®

Employment data as of 2022Q3. Demand data reflect place-of-work employment; retirements reflect place-of-residence data. Employment and unemployment data represent a four-quarter moving average.



Where we are seeing
growth – births vs.
deaths.

**People like Beet Farming
Mitch and his wife Jenny are
the future**

Vibrant

Healthy

Smart

Educated

Capable

Are our communities where
they want to live?



Building complete communities by supporting Community Development

\$10 Million for slum and blight.

\$5 Million for prepping housing sites.

Supports workforce efforts.

Attracts new investment to the state.

Example of the need: Grafton had 16 housing starts between 2012 and 2021



Healthy and vibrant communities are essential in attracting talent to live and work in communities and in revitalization, diversification, and creation of new wealth. The growth potential of North Dakota communities and rural areas depends on the quality of life that exists in those communities.

Support for \$25 million for destination development dollars
Rural Revitalization and Redevelopment grants \$10 million



Destination Development and Workforce – Support for the full \$25 Million

Over 100,000 visitors a year.

Visitors from 39 states.

Hosts events like:


bull riding

Winter classic hockey

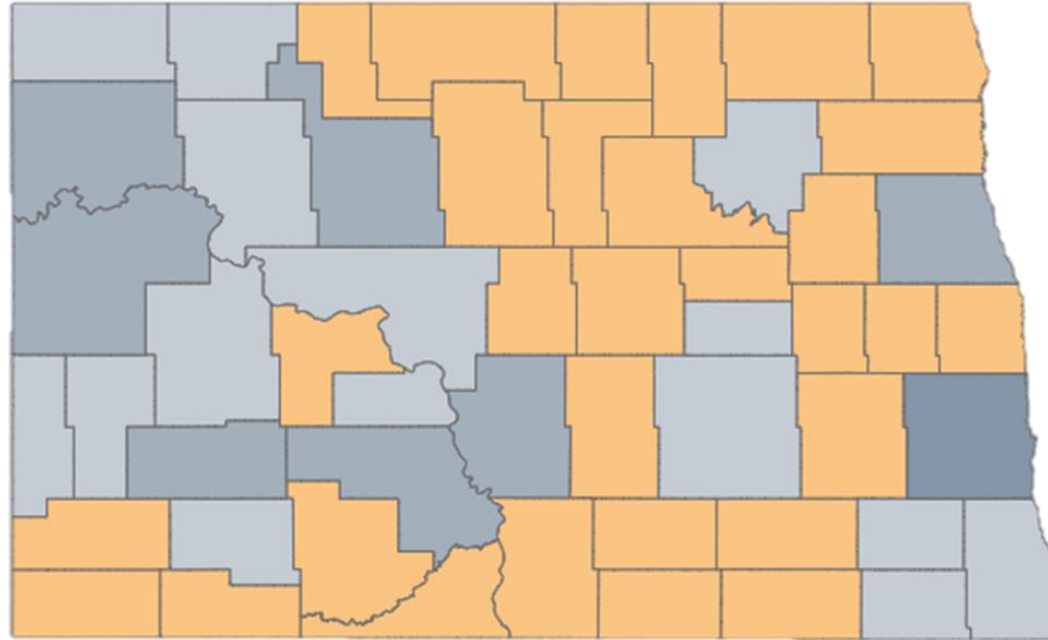
Open skating

Concerts

Theater productions



Large areas of the state need additional professional support to ensure they have the capacity to capture growth opportunities.
- EDND supports an amendment to fund regional councils.



Counties that **Lost Population (Yellow) 2010-2020 – 30**

Now home to only:

17% of population

**13% of prime workforce
(ages 20 to 49)**

**on 52% of state's land
area**

**Heavy strains on existing
industry**

Higher tax burdens

Aging infrastructure

Questions?

Teran Doerr, Executive Director
Bowman County Economic
Development Corporation
EDND President

Matt Marshall, Economic
Development Administrator
Minnkota Power Cooperative
EDND Secretary/Treasurer



www.ednd.org