



House Bill 1004

Senate Appropriations Committee; Human Resources Division
Senator Dever, Chairman

Tracy K. Miller, MPH, PHD, State Epidemiologist

Health Statistics and Performance Section

Public Health Division | March 7, 2023



Health Statistics & Performance

Section Overview

State Epidemiologist


- Section Director of the HSP Section

Deputy State Epidemiologist

- This position is not a part of the HSP section
- The SE and DSE have extensive ID knowledge and are usually the main points of contact for CDC and CSTE in the event of emergencies which are typically infectious disease-related. Having the DSE in the Disease Control Section ensures collaboration and timely information sharing between the two sections.

Team members in this section include:

- 21 FTEs
- 5 FT Temporary positions
- 2 PT Temporary positions
- 2 Contract positions
- 1 CSTE Fellow
- 3 Graduate Assistants
- 1 Student Intern



Health Statistics & Performance

Section Organizational Chart



Health Statistics & Performance

Provide data analysis, surveillance, program evaluation and quality improvement for cross-cutting activities and via program requests; ensuring accurate data for births and deaths.

Special Projects & Health Analytics

- Evaluation & Analytical Support of Program(s)
- Responsible for data analysis and data interpretation of special projects and emerging issues
- Covid-19 Data Analyses and Modeling Projects
- State Health Assessment & Improvement
- Pregnancy Risk Assessment Monitoring System
- Study of Associated Risks of Stillbirth
- MCH, Health Equity, and Other Program Evaluations
- Needs Assessments & Quality Improvement Analyses

Surveillance & Data Management

- Responsible for data analysis and interpretation of non-infectious disease/conditions and injury/violence data
- Behavioral Risk Factor Surveillance System (BRFSS)
- Emergency room, Hospital Discharge and EMS data
- Health Equity
- Medical Marijuana
- Overdoses, Suicides, Homicides and other violent deaths
- Oral Health, Diabetes, Stroke, SSDI, MCH
- Trauma, stroke, and cardiac registry
- Tobacco

Systems & Performance

- Performance improvement, Coordinating efforts in PH accreditation, Strategic planning, and Coordinating the state health assessment and state health improvement plan
- Primary Care Office oversees:
- Recruitment and retention of critical health care providers, Designating workforce shortage areas; Managing state and federal loan repayment programs, Managing the J-1 Visa Waiver program, Promoting the National Health Service Corps Program

Vital Records

- Responsible for three primary functions:
- Registration of Records
 - Births, deaths, fetal death, marriages, divorces, abortions
- Certification – Provide Certified Copies
 - Births, deaths, fetal deaths and fetal losses
- Statistics
 - National – NCHS, SSA
 - State agencies, researchers, media, legislative and public

Encouraging Data to Action



Pregnancy Risk Assessment Monitoring System (PRAMS)

Investigate emerging issues in reproductive health; review programs/policies aimed at reducing health problems among mothers, families and infants.



Vital Records Statistics

Baseline data – Birth and Death
Many researchers, state and federal agencies all need this data to complete their analysis.



Behavioral Risk Factor Surveillance Survey (BRFSS)

Telephone surveys collect state data about U.S. residents regarding their health-related risk behaviors, chronic health conditions, and use of preventive services.




Violent Death Reporting

Collects facts from death certificates, coroner/ME reports, LE reports, and toxicology reports to aid in developing and tailoring violence prevention efforts.



Autism

Study the prevalence of Autism spectrum disorder (ASD) diagnoses in North Dakota. Inform policy, improve community awareness, improve services and support for people with ASD.



Primary Care Office

Improve primary care service delivery and workforce availability; administer the North Dakota Health Service Corps.

Using Data for Prevention and Policy Changes



Medicaid expansion for Postpartum coverage

Assess the impact of the new Medicaid Postpartum coverage from 90 days to up to 12 months.



Primary Care Office

Works with state/federal partners to encourage health care practitioners to work in rural/underserved areas; increase access to primary and dental care and mental health services.



Governor's Opioid Roundtable Discussions

Presented drug overdose data to multiple agencies, including LE, HHS, education, and local, state and tribal government.



Outreach

Master Plan on Aging Project
PRAMS for Dad/MCH
UND Suicide Grant
Youth Risk Behavioral Survey
PRAMS Child Care Access Module
DOCR projects.



Suicide Prevention

NVDRS data is provided to partners such as LE, NDDDES, HHS, community action groups, tribal govt, GO, HP, coroners, etc., to improve prevention activities.



State Health Improvement Plan (SHIP)

Design and disseminate the SHIP to align with the goal of becoming the healthiest state in the nation.

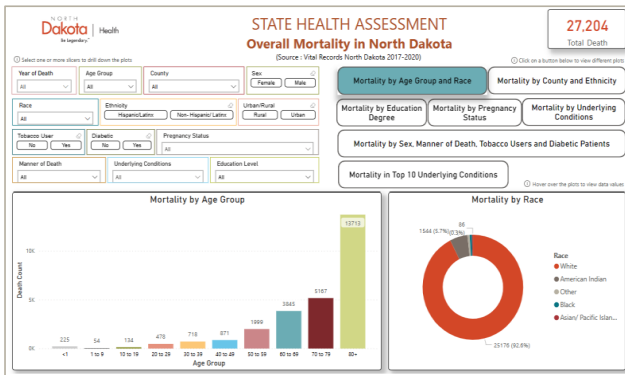
Improving the lives of North Dakotans

How legislative support and
appropriations made an impact in
the **2021-2023 biennium.**

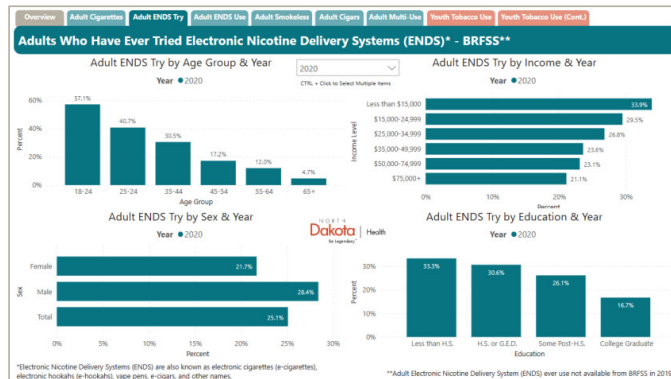


Health Data

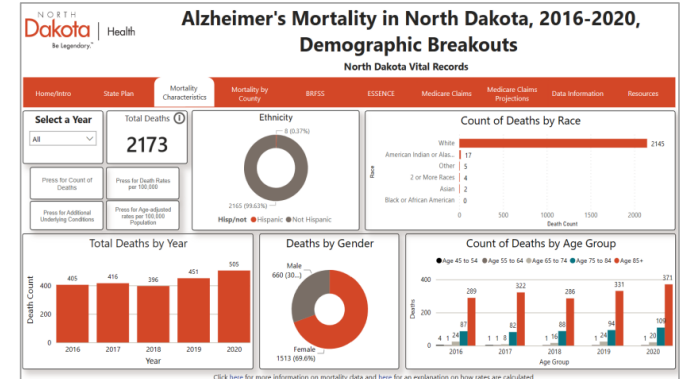
hhs.nd.gov



State Health Assessment
Mortality and premature death data available by county, age group and other demographics.



Tobacco
Multi-year look at Adult and Youth tobacco use; data available by income, age, education and other demographics.



Alzheimer's
Alzheimer's death and claims data available by county, age group, and other demographics; includes updated state plan.

Health Statistics & Performance



Incident Command

Help support COVID-19 response, through data modeling and providing data intelligence to Incident Command.



Educational Health Dept

Three graduate assistants were placed in this section; teaching classes; guest lectures and multiple summer student projects.



Data Modernization

Recent purchase of statewide death investigation system; incorporation of Poison Control data.



Presentations/Publications

Work we have done has been selected for journal publications or national presentations.



School Dashboard

Worked with internal and external agencies to provide school level data.

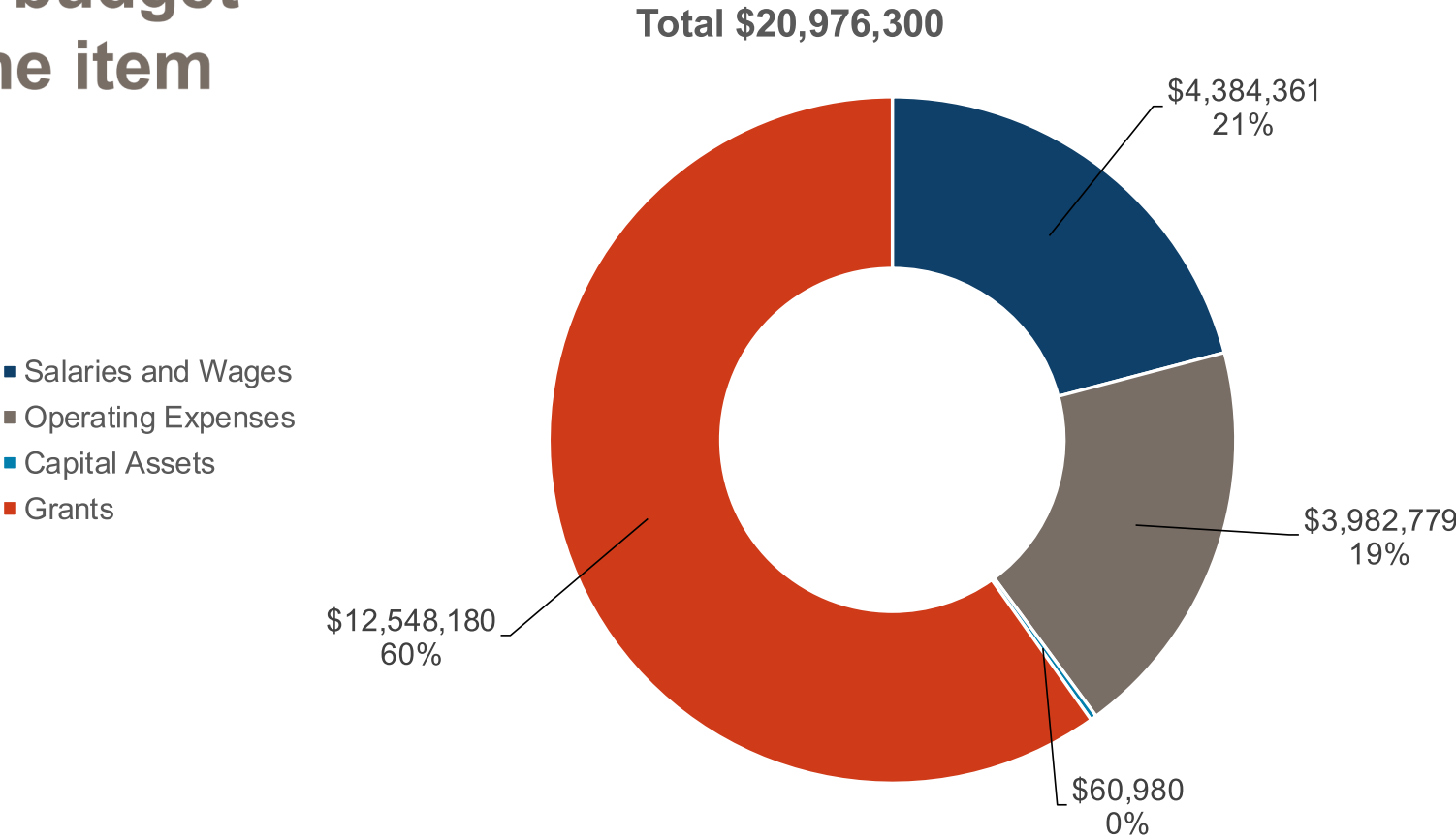


2023-2025 Budget request

The program, systems and workforce support necessary to continue to serve North Dakotans.

2023-25 Executive Recommendation

Core budget by line item

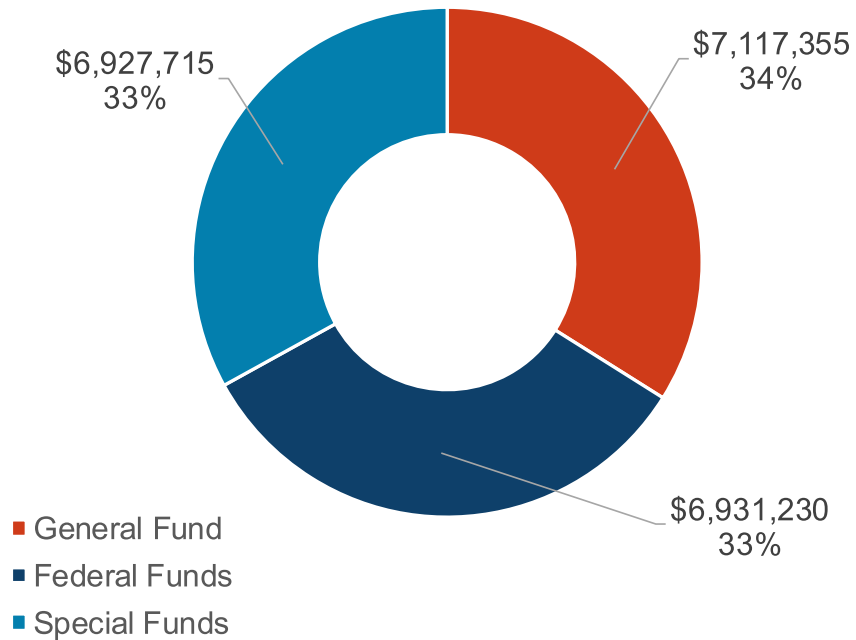


- Salaries and Wages
- Operating Expenses
- Capital Assets
- Grants

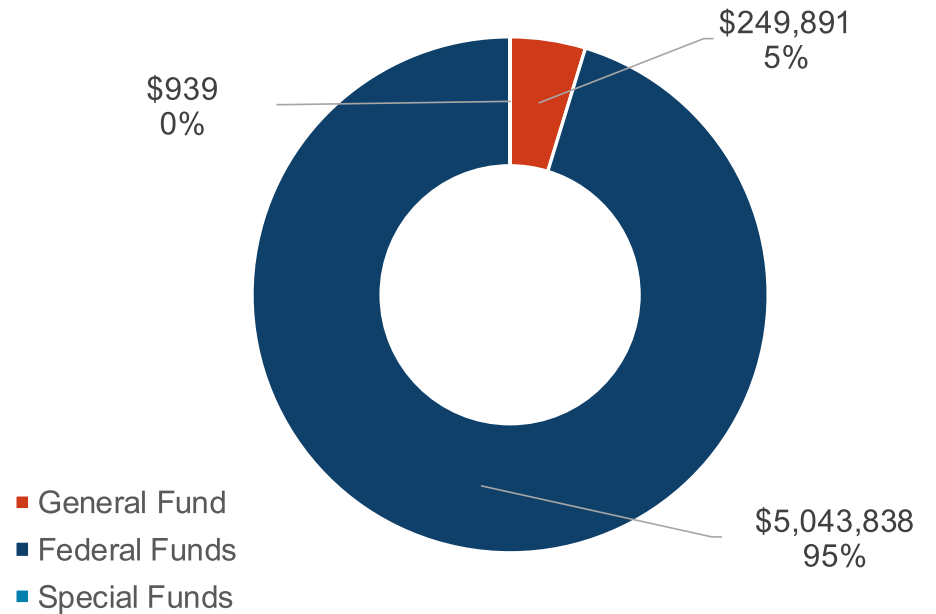
2023-25 Executive Recommendation

By funding source

Core Budget - \$20,976,300

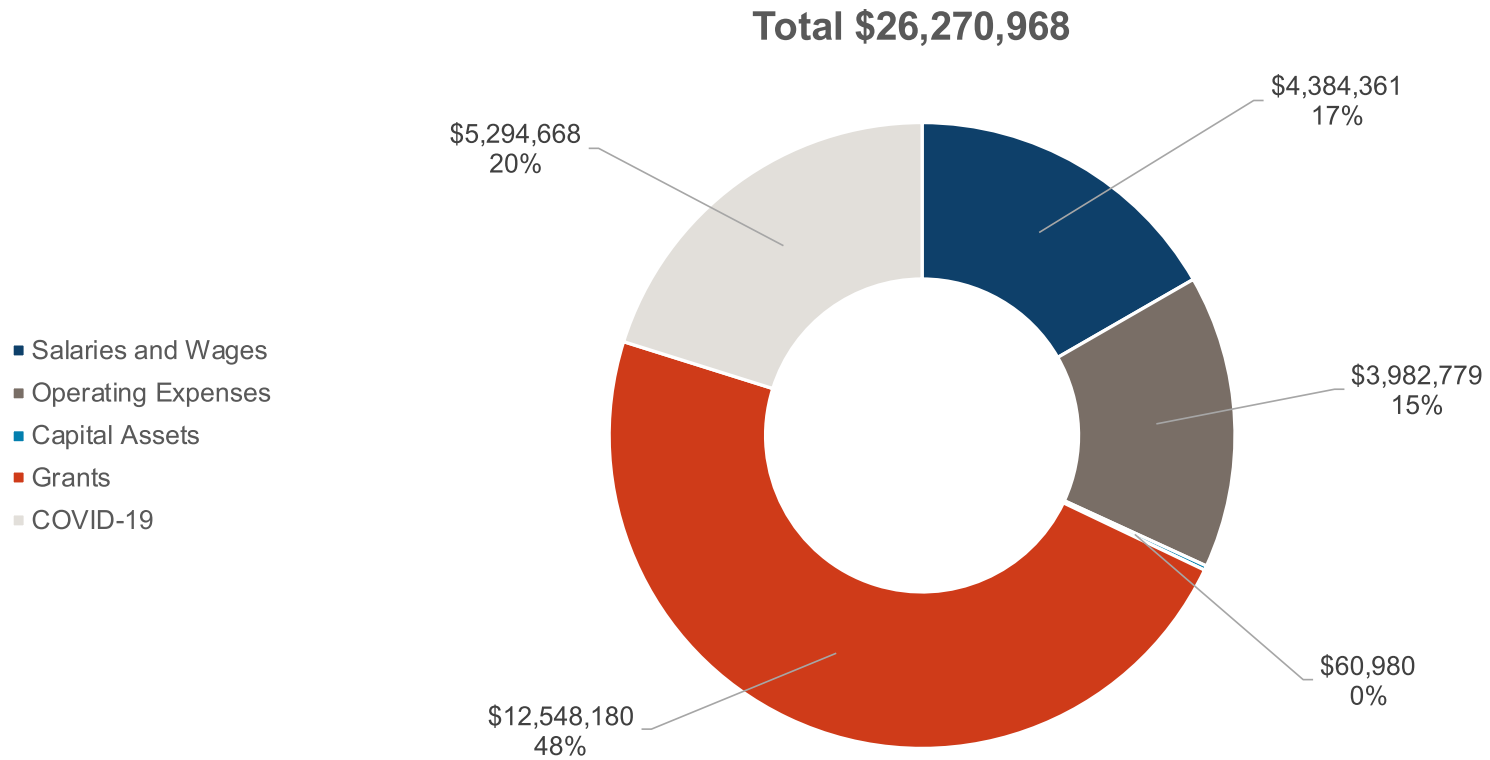


COVID-19 Budget - \$5,294,668



2023-25 Executive Recommendation

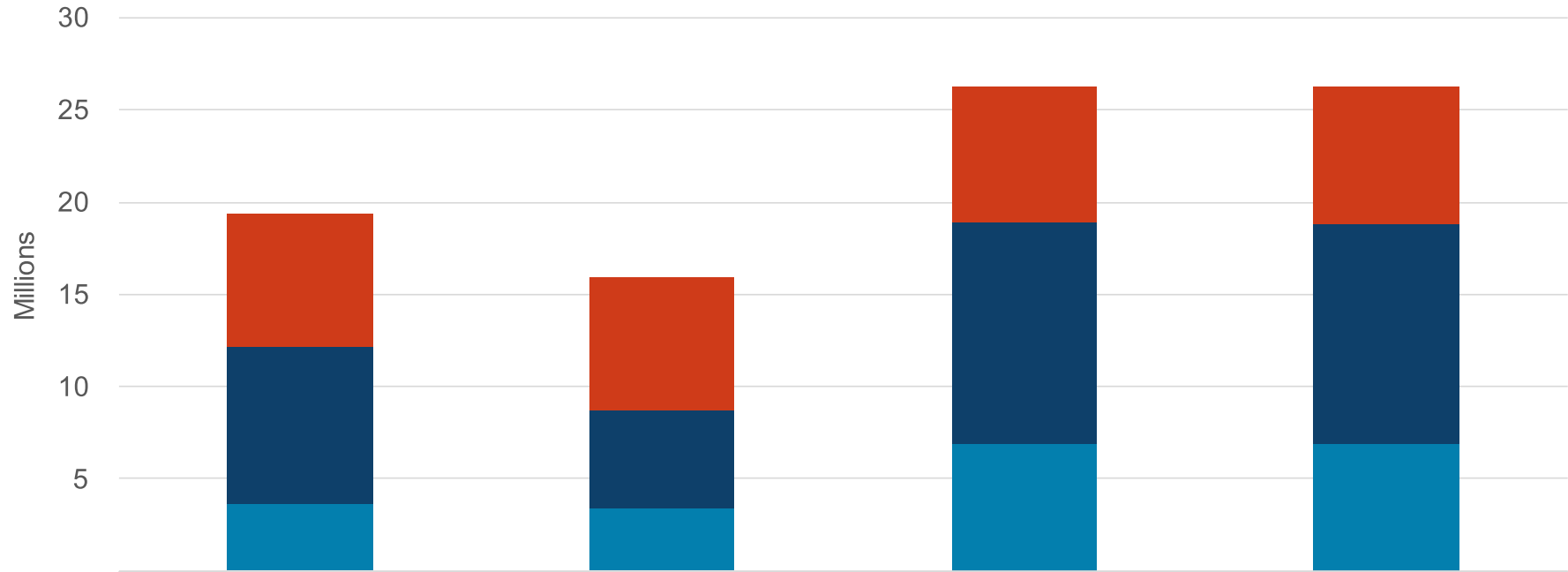
By line item



Budget Comparison

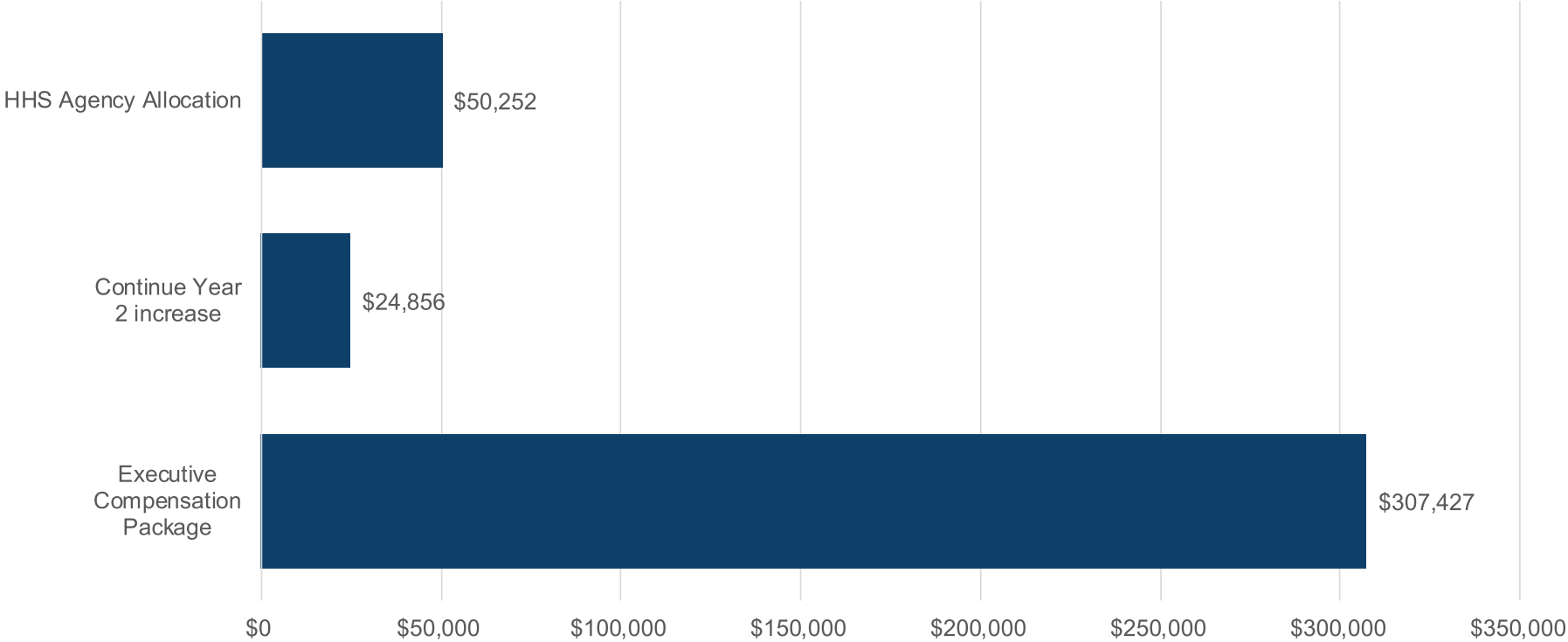
Description	2021-23 Current Appropriation	2023-25 Base Budget	Increase/ (Decrease)	2023-25 Executive Rec.	House Increase /(Decrease)	2023-25 House Budget
Salaries and Wages	4,001,826	4,001,826	382,535	4,384,361	(51,802)	4,332,559
Operating Expenses	2,872,117	2,597,117	1,385,662	3,982,779	0	3,982,779
Capital Assets	0	0	60,980	60,980	0	60,980
Grants	9,057,589	9,057,589	3,490,591	12,548,180	0	12,548,180
COVID-19	3,452,196	246,908	5,047,760	5,294,668	(5,860)	5,288,808
FTE	21.0	21.0	0	21.0	0	21.0

Overview of Funding Changes



	2021-23 Current Appropriation	2023-25 Base Budget	2023-25 Executive Recommendation	2023-25 House Budget
■ General Fund	7,211,194	7,211,194	7,367,246	7,360,641
■ Federal Funds	8,505,198	5,299,910	11,975,068	11,940,487
■ Special Funds	3,667,336	3,392,336	6,928,654	6,912,178

Major Salary & Wage Differences



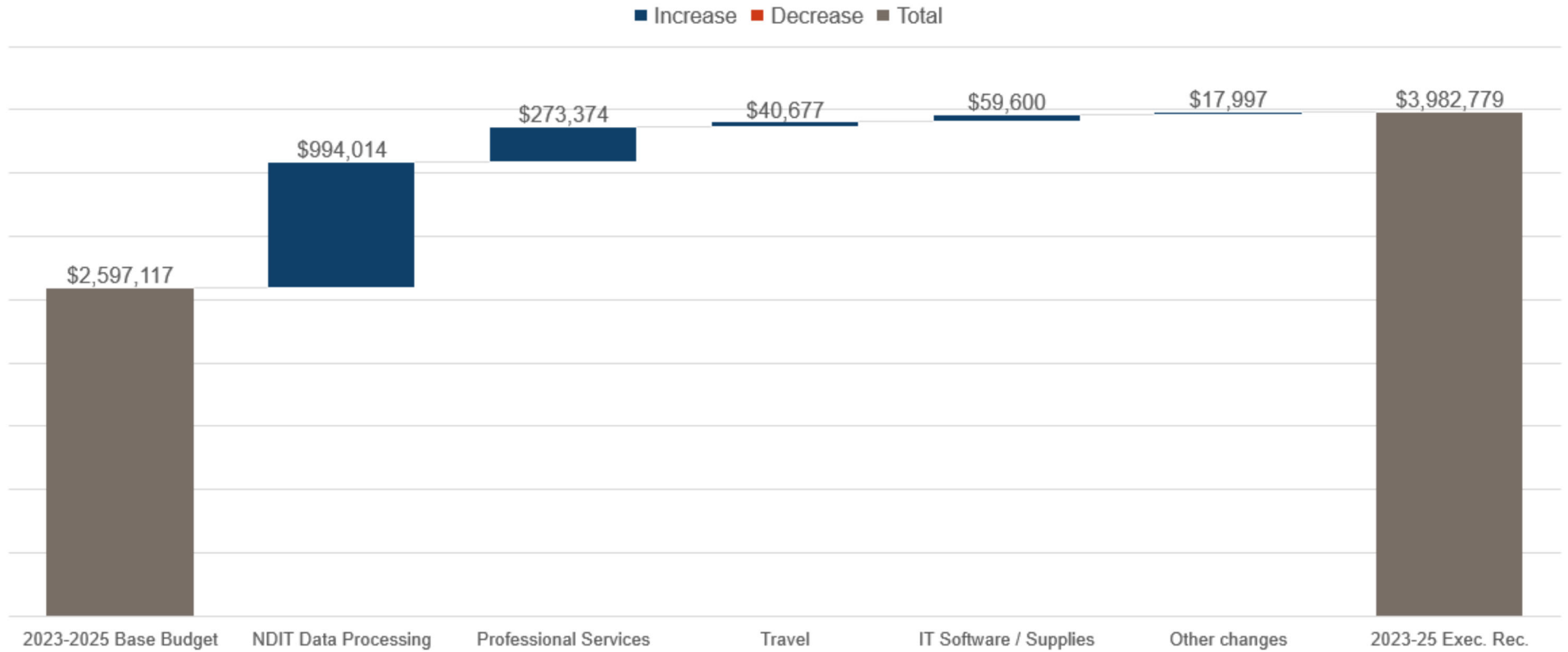
Operating Differences Detail

Description	2023-25 Base Budget	Increase/ (Decrease)	2023 - 25 Executive Budget	House Increase / (Decrease)	2023-25 House Budget
Travel	73,763	40,677	114,440	0	114,440
IT - Software/Supp.	79,641	59,600	139,241	0	139,241
Professional Supplies & Materials	82,322	(3,172)	79,150	0	79,150
Buildings/Vehicle Maintenance Supplies	1,792	3,708	5,500	0	5,500
Miscellaneous Supplies	8,200	(1,285)	6,915	0	6,915
Office Supplies	76,466	(10,000)	66,466	0	66,466
Postage	225,479	12,000	237,479	0	237,479
Printing	31,002	(406)	30,596	0	30,596
IT Equip Under \$5000	34,700	(7,200)	27,500	0	27,500
Other Equip Under \$5000	-	1,300	1,300	0	1,300
Office Equip Under \$5000	-	3,000	3,000	0	3,000
Lease/Rentals - Equipment	4,114	3,090	7,204	0	7,204
Lease \Rentals-- Buildings./Land	159,857	(14,943)	144,914	0	144,914

Operating Differences Detail, cont.

Description	2023-25 Base Budget	Increase/ (Decrease)	2023 - 25 Executive Budget	House Increase / (Decrease)	2023-25 House Budget
Repairs	3,133	3,500	6,633	0	6633
IT-Data Processing	349,810	994,014	1,343,824	0	1,343,824
IT-Telephone	24,555	6,000	30,555	0	30,555
IT - Contractual Services	183,680	-	183,680	0	183,680
Professional Development	51,245	163	51,408	0	51,408
Operating Fees & Services	36,103	(258)	35,845	0	35,845
Professional Services Medical, Dental, and Optical	1,171,255	273,374	1,444,629	0	1,444,629
		22,500	22,500	0	22,500
Total Operating	2,597,117	1,385,662	3,982,779	0	3,982,779

Major Operating Differences



Grant Detail

Description	2021-23 Current Appropriation	Increase/ (Decrease)	2023-25 Base Budget	Increase / (Decrease)	2023-25 Executive Budget	2023-25 General Fund	2023-25 Federal Funds	2023-25 Special Funds
Pregnancy Risk Assessment Monitoring System (PRAMS)	345,000	50,000	395,000	-	395,000	-	395,000	-
YRBS - Survey	-	200,000	200,000	-	200,000		200,000	
National Violent Death Reporting System (NVDRS)	-	30,000	30,000	-	30,000		30,000	
Local Public Health State Aid	5,250,000	-	5,250,000	2,750,000	8,000,000	4,725,000		3,275,000
Health and Human Service funding for Primary Care passed through to UND PCO	165,244	(165,244)	-	-	-			
Preventive Health Block Grant - Local Public Health Unit Regional Coordination	97,000	87,000	184,000	-	184,000		184,000	
Dental Loan Repayment Program	540,000	45,200	585,200	-	585,200	225,200		360,000
Medical Loan Repayment Program	708,220	(62,720)	645,500	-	645,500	645,500		
Behavioral Health Loan Repayment Program	392,125	136,355	528,480	-	528,480	293,980		234,500
Veterinarian Loan Repayment Program	480,000	-	480,000	-	480,000	480,000		
Federal State Loan Repayment Program (SLRP)	1,080,000	420,000	1,500,000	-	1,500,000		1,500,000	
Total Grants	9,057,589	740,591	9,798,180	2,750,000	12,548,180	6,369,680	2,309,000	3,869,500

Summary and Key Takeaways

1

Continued focus on providing high-quality data.

- Support For data modernization efforts.
- Support needed for IT costs.

2

Continued support is needed for leveraging federal funding opportunities.

- SUDORS, NIOSH, Lead, etc.

3

Support is needed for the recruitment and retention of employees.

4

Increased collaboration with internal and external agencies.

- Improve partnerships and funding opportunities.





THANK YOU

Tracy K. Miller, MPH, PHD | State Epidemiologist | tkmiller@nd.gov | 328-2387