



House Bill 1004

Senate Appropriations Committee; Human Resources Division
Senator Dever, Chairman

Kim Mertz, Section Director

Healthy and Safe Communities Section

Public Health Division | March 7, 2023

NORTH
Dakota
Be Legendary.

Health & Human Services

Healthy & Safe Communities Section

Mission: The purpose of the Healthy & Safe Communities Section is to support individuals, families and communities by providing quality preventive programs and services that equitably protect and enhance the health and safety of all North Dakotans.

Kim Mertz, Section Director
Pediatric Mental Health Care Access (PMHCA)
Patrick Sitter* - Strengthening US Public Health Infrastructure, Workforce & Data Systems

+ NDIT Employee
* Non-Permanent Positions
** Assistant Unit Directors

46 FTEs (no vacancies)
15 non-permanent (1 vacancy)
2 CDC Public Health Associates

Lead Section Support Team
Corey Bergrud, Information Technology+
Carleen Scherr, Administrative Assistant
Sara Upgren, Administrative Assistant

COMMUNITY ENGAGEMENT
Krisie Guerard, Director

Assistant Director
Alicia Belay**

Training Coordinator
Jordan Laducer

Immunization Coordinator
Roger Bryant*

Community Engagement Specialist
Katarina Domitrovich*

Community Engagement Coordinator
Ruth Nwatu, CDC Public Health Associate

Community Liaisons
Thomas Taban*, Luisa Hoyos*

Tribal Health Liaisons
Sonya Abe*
Hunter Parisien*
Cheyenne Smith*
Jamie Thongphet*

Administrative Support
Sara Upgren

FAMILY HEALTH & WELLNESS
Deanna Askew, Director

Breastfeeding/Childhood Obesity Prevention
Mikaela Schlosser/Sarah Massey

Child Passenger Safety/Vision Zero
Dawn Mayer

Domestic Violence/Rape Crisis
Deanna Askew/Mallory Sattler/Faye Kihne

Infant/Child Death Services/Injury Prevention
Beth Oestreich

Reproductive Health/Family Planning
Cora Rabenberg**/Sarah Scott

Special Supplemental Nutrition Program for Women, Infants & Children (WIC)
Amanda Varriano/Kristi Miller
Kim Hinnenkamp/Carley Metzger

Men's Health
Hannah Hanson, CDC Public Health Associate

Administrative Support
Janet Lucas/Kayla Conklin

HEALTH PROMOTION & CHRONIC DISEASE PREVENTION
Susan Mormann, Director

Community Clinical Coordination
Jesse Tran**

Colorectal Cancer Screening Initiative
Jesse Tran**

Comprehensive Cancer Control
Annette Clark/Mikaila McLaughlin

Diabetes Prevention & Control/ Preventive Health Block Grant
Brianna Monahan

Heart Disease & Stroke Prevention
Tiffany Knauf

Oral Health
Cheri Kiefer/Toni Hruby/Vanessa Bopp*
Drew Goebel, DDS*
Mary Strube*/Paige Ward*/Vacant*

Tobacco Prevention & Control
Neil Charvat/Kara Hickel/Kara Backer/Abby Erickson

Women's Way
Susan Mormann/Paulette DeLeonardo
Barbara Steiner/Amy Keller

Administrative Support
Teri Arso/Shane Sanders

SPECIAL HEALTH SERVICES
Kimberly Hruby, Director

TITLE V MATERNAL AND CHILD HEALTH (MCH)
Kimberly Hruby

Coordinated Services
Danielle Hoff**/Heather Kapella
Dorothy Schneider*

Financial Coverage
Tina Feigitsch/Jaime Hauff

Newborn Screening & Follow-up
Joyal Meyer/Amy Burke

Title V/Children with Special Health Care Needs System Enhancement
Danielle Hoff**/Heather Kapella
Amy Burke/Joyal Meyer

Medical Director
Joan Connell, MD

Administrative Support
Kelsie Morris/Kayla Conklin

Healthy and Safe Communities Section

Support individuals, families and communities by providing quality preventive programs and services that equitably protect and enhance the health and safety of all North Dakotans.

COMMUNITY ENGAGEMENT

Krissie Guerard

- Works alongside North Dakota communities in addressing health-related needs to reduce disease rates by providing opportunities for interventions and improving access to health care; thereby, ensuring all North Dakotans have the ability to reach their optimal health.

FAMILY HEALTH & WELLNESS

Deanna Askew

- Works collaboratively on evidence-based initiatives that promote healthy, safe and active North Dakotans at every stage of life and the environments that support them.

HEALTH PROMOTION & CHRONIC DISEASE PREVENTION

Susan Mormann

- Promotes and improves health at every stage of life through evidence-based and culturally reflective strategies that prevent and manage chronic disease.

SPECIAL HEALTH SERVICES

Kimberly Hruby

- Promotes a system of care and services that improves the health and well-being of individuals with special health care needs and their families.

Improving the lives of North Dakotans

How legislative support and appropriations made an impact in the **2021-2023 biennium.**





“

“Not all individuals have a car or money to go to a blood donation site. It was great to host an event that benefited the community (with the huge blood shortage) and individuals on campus to have an easy and convenient opportunity to donate blood if they so wished.”

- Shaena Richard, Health Equity Ambassador

Community Engagement

- Tribal Health Liaisons ↔ Trusted Relationships
- Quarterly Tribal Health Director's Meetings
- Contracts with Tribal Nations/urban American Indian community-based organizations totaling over \$550,000 to assist with COVID-19 mitigation efforts, development of culturally relevant health information, etc.
- Over 160 Collaborative Partnerships
- Advisory Boards
- Presentations/Trainings
- Health Equity Ambassador Program

Family Health and Wellness



Breastfeeding/Obesity Prevention

158 businesses are Infant Friendly Workplaces; impacting over 43,000 employees.



Reproductive Health

Provided services to 3,777 women and 973 men in 2021.



Child Passenger Safety

Distributed 347 car seats to low-income families and inspected 555 child restraints.



Men's Health

New program: collaborations, webinar series, North Dakota Fatherhood Survey.



Injury Prevention

Almost 2,000 cribs were distributed to families to provide a safe sleep environment for infants.



WIC

Served 16,016 participants including 5,016 infants in 2021.

5,728 calls to the Poison Hotline in 2021.



DOMESTIC VIOLENCE FACTS

2021



5,417
new victims

served by →



18
Domestic Violence/Sexual
Assault Crisis Centers

OF THOSE CASES:

- **87%** of the victims were women.
- **94** women were pregnant at the time they were assaulted.
- **18%** of new victims were people with disabilities.
- At least **3,895** children were directly impacted by these incidents.

A CLOSER LOOK

- At least **66%** of victims served were physically abused.
- Weapons were used in at least **13%** of the cases identified. Guns were used in **18%** of the cases and knives were used in **16%** of the cases involving weapons.
- In at least **39%** of cases, the abuser had a history of abusive behavior with other adults, including previous partners.
- Alcohol use by the abuser was only indicated in **28%** of the new cases. Alcohol use by both the victim and offender was indicated at **5%** of the cases.



SEXUAL ASSAULT FACTS 2021



1,139 Primary Victims
+ **292** Secondary Victims

served by
→



18
Domestic
Violence/Sexual Assault
Crisis Centers

OF THOSE CASES:

- At least **933** victims were female.
- **59%** of cases were male assailants (752), a female victim.
- **174** assailants were female.
- **4%** of cases were male assailants, a male victim.

A CLOSER LOOK



- At least **298** of primary victims were under the age of 18 years old at the time of the assault(s).
- In adult cases, **9%** of assailants were strangers. In child cases, **3%** of the assailants were strangers.
- In at least **29%** of all cases, the assailant was a friend/acquaintance/date of the victim.
- At least **32%** of the assaults occurred in the victim's or assailant's home.
- **28%** of new victims were people with disabilities. Of those, **18%** were people with developmental disabilities, **23%** had physical disabilities, and **59%** were people with mental health disabilities.

**new-unduplicated for calendar year*

Health Promotion and Chronic Disease Prevention




Comprehensive Cancer/Colorectal Cancer Prevention

- 19 facilities are included in the Colorectal Cancer Screening Initiative provider network.



Diabetes and Heart Disease/Stroke Prevention Pharmacy Services Pilot

- 658 patients screened for hypertension
- 578 patients screened for prediabetes
- 1,144 patients screened for immunizations
- 382 medication therapy management consultations were held with patients, and 587 drug therapy problems were identified.



Women's Way

- From July 1, 2021 - November 30, 2022, assisted nearly 1,250 women complete breast and/or cervical cancer screenings.

Oral Health

Medical-Dental Integration

- Completed 1,385 dental screenings at the UND CFM
- Of those screenings, 22% had NEVER visited a dental office



Tobacco Prevention and Control

- More on this later

Special Health Services

Coordinated Services

- Served 1,939 children with special health care needs and their families.

Financial Coverage

- Helped families pay for medical services for 521 eligible children, including health care visits and tests to diagnose chronic health conditions early and specialty care needed for treatment.

Newborn Screening and Follow-up

- Screened 11,709 infants.
- Started long-term follow-up.

System Enhancement

- Multidisciplinary clinics served over 1,200 children and families.

Note: All data is from 2021

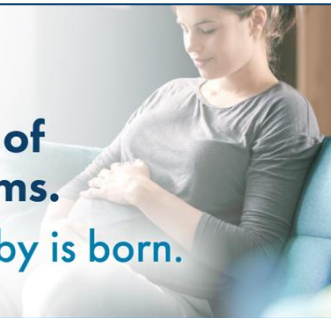


53 disorders are included in North Dakota's newborn screening panel

ND Medicaid offers 12 months of coverage for moms.

Act before your baby is born.

Tell your human service zone right away when you become pregnant so you can receive this coverage.



Safety Corridor
VISION ZERO
Zero Fatalities. Zero Excuses.



Public Health Infrastructure
is made up of the **people, services, and systems** needed to promote and protect health in every U.S. community



And so much more!

Healthy and Safe Communities Programs - Making a Difference in North Dakotan's Lives!



WIC

Helps eligible pregnant women, new mothers, babies and young children eat well, learn about nutrition and stay healthy.

"I couldn't believe the amount of help and support I received from WIC in being to continue breastfeeding..... They frequently checked in on me..... and were very nonjudgmental....."



Women's Way

Provides a way to pay for breast and cervical cancer screenings for eligible North Dakota women.

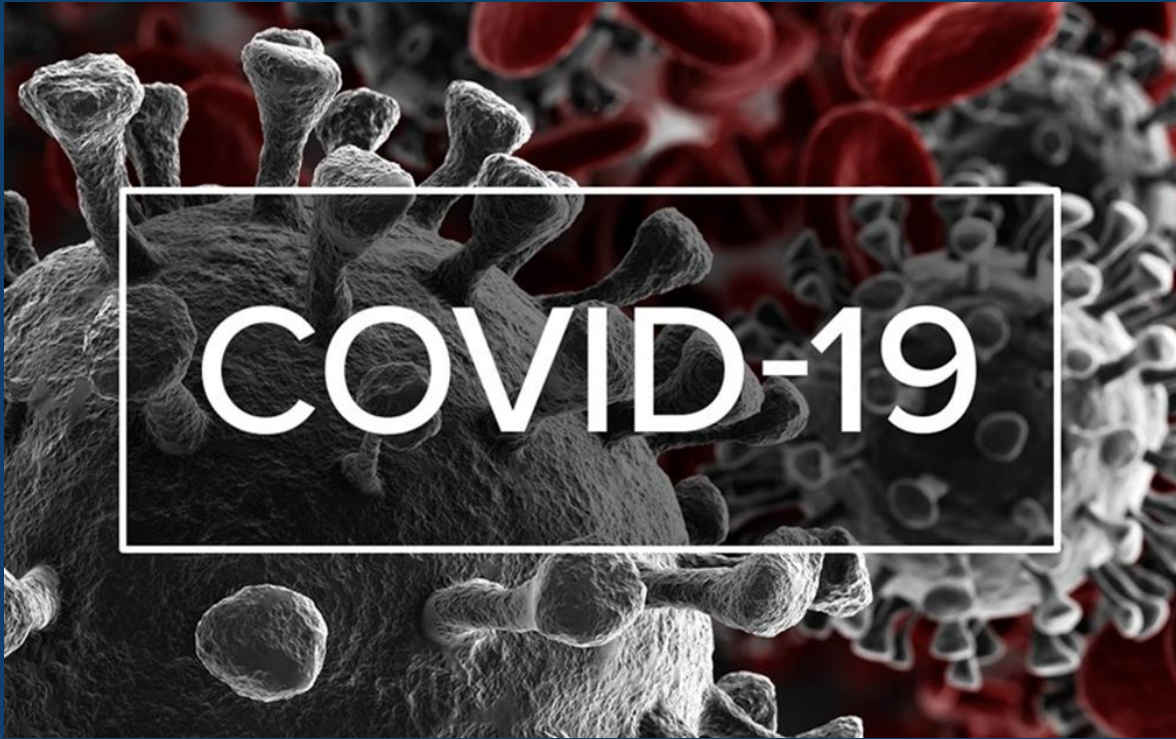
"I noticed dimpling.....and, because of Women's Way, I knew that was a bad sign..... They were able to find cancer at stage zero..."



Multidisciplinary Clinics

Provides access to pediatric specialty care and enables families to see different health care professionals in one place at one time.

"This is one of the best experiences I've had at a doctor's appointment with my son. The staff is amazing."



COVID-19 Hotline | 131,941 calls

March 12, 2020 – December 30, 2022

Additional Work Efforts:

- Case Work
- Data Entry
- Email Response
- Grant Writing
- Homeless Committee
- ND Smart Restart
- School Response
- Unified Command

Strategies Driving Budget



Data and Evidence-based Decision Making

Core Public Health Functions

10 Essential Public Health Services



Community Engagement

Social Determinates of Health



Policy, Systems and Environmental Changes

Designed to Promote Healthy Behaviors by Making Healthy Choices Readily Available and Easily Accessible.

Key Strategies to Achieve the Goal of Making North Dakota the Healthiest State in the Nation!

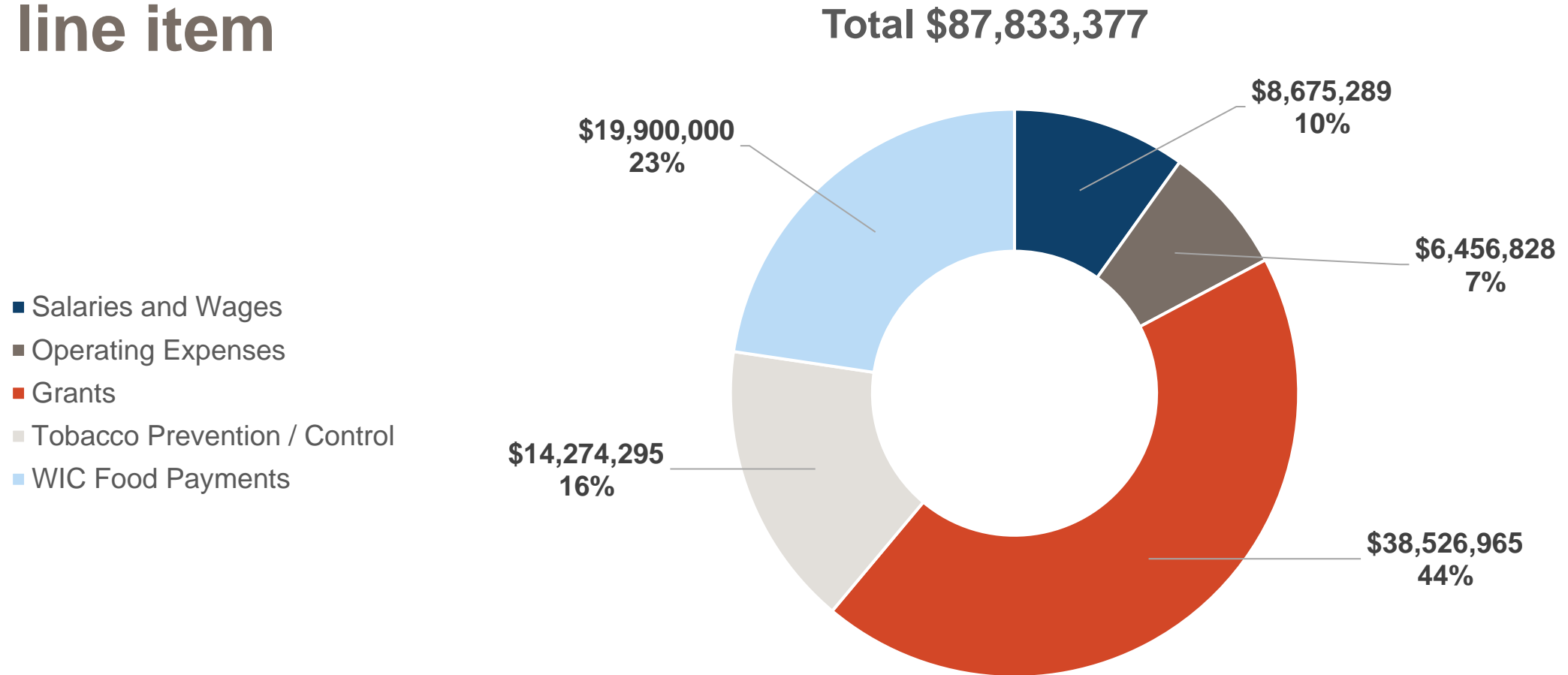


2023-2025 Budget request

The program, systems and
workforce support
necessary to continue to
serve North Dakotans

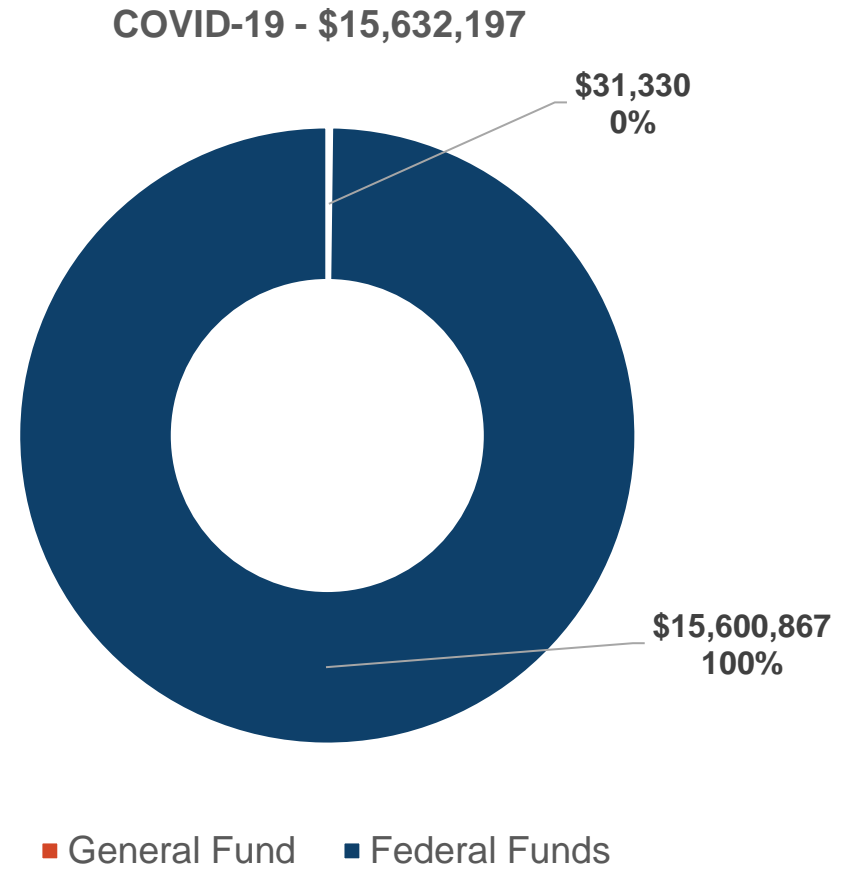
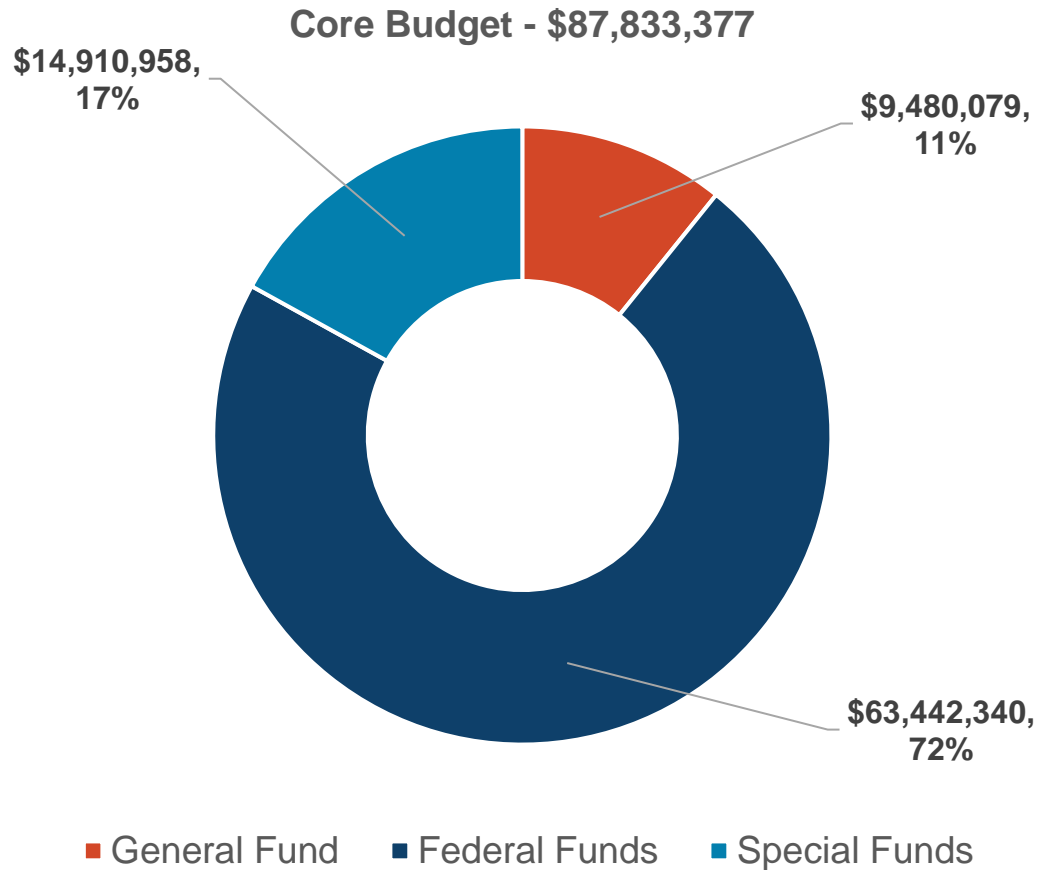
2023-25 Executive Recommendation

Core budget by line item



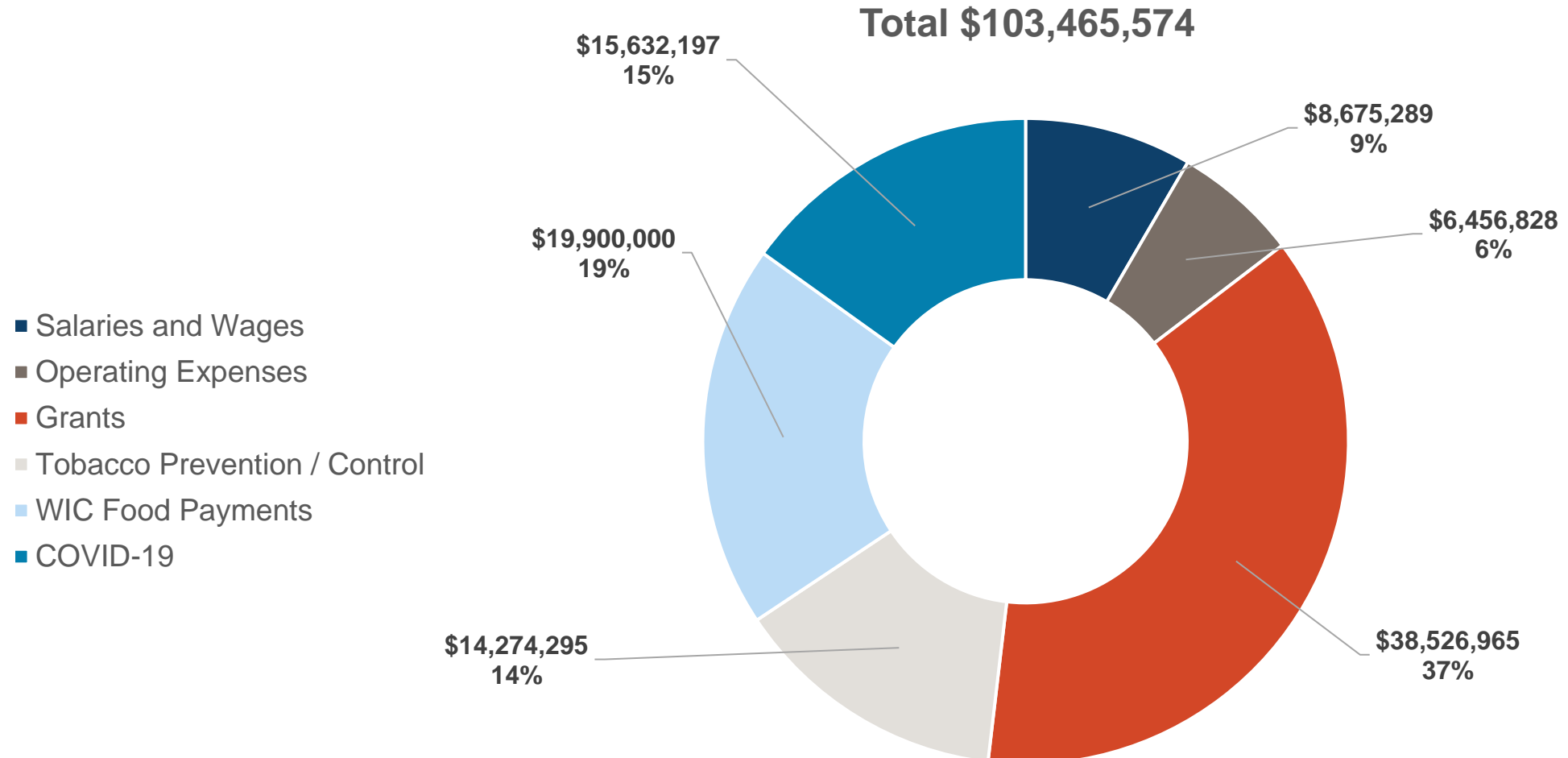
2023-25 Executive Recommendation

By funding source



2023-25 Executive Recommendation

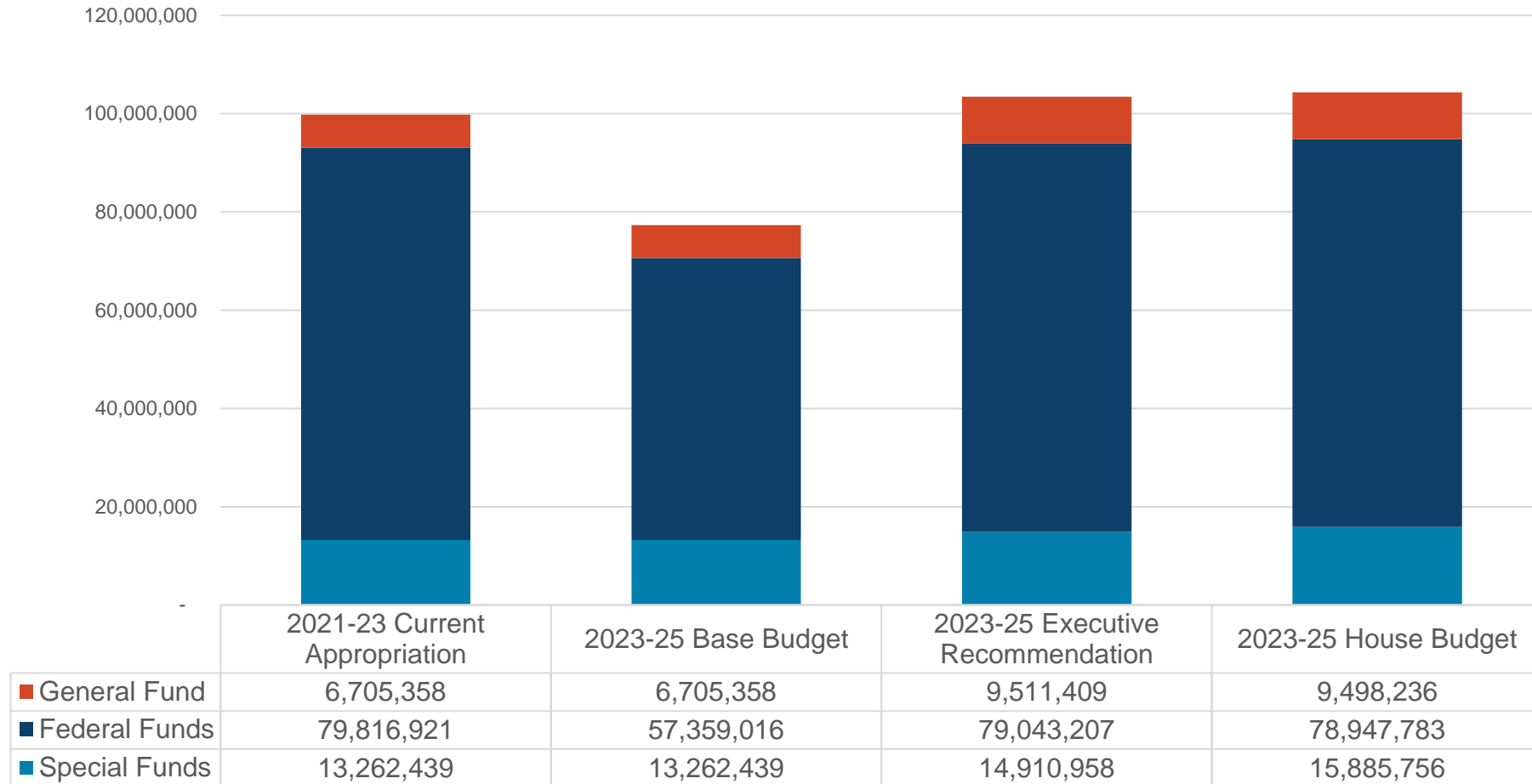
By line item



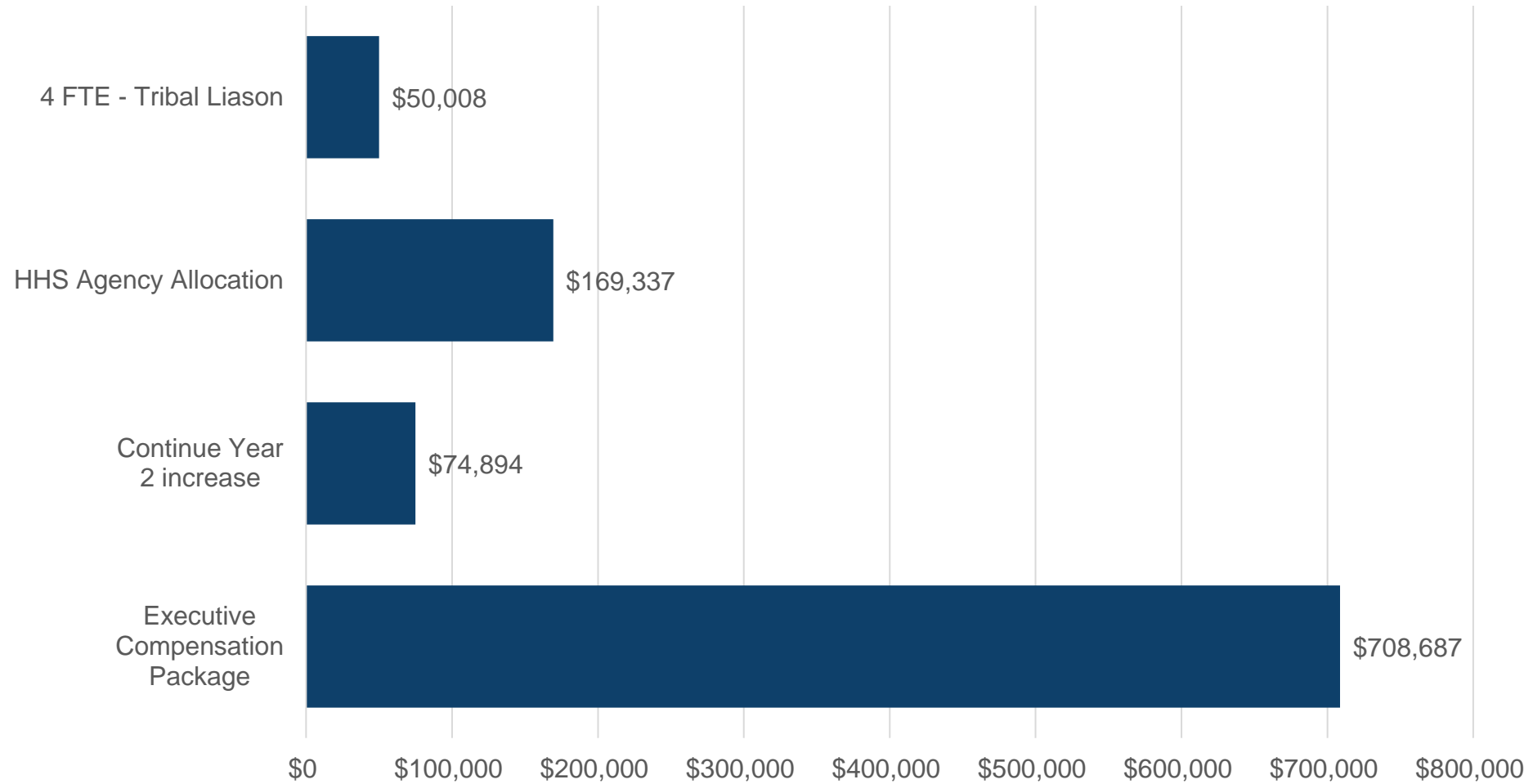
Budget Comparison

Description	2021-23 Current Appropriation	2023-25 Base Budget	Increase/ (Decrease)	2023-25 Executive Rec.	House Increase /(Decrease)	2023-25 House Budget
Salaries and Wages	7,672,364	7,672,364	1,002,926	8,675,290	(117,171)	8,558,119
Operating Expenses	6,869,987	6,869,987	(413,159)	6,456,828	0	6,456,828
Grants	29,443,801	29,443,801	9,083,164	38,526,965	1,000,000	39,526,965
Tobacco Prevention/Control	13,410,022	13,410,022	864,273	14,274,295	(13,814)	14,260,481
WIC Food Payments	19,900,000	19,900,000	0	19,900,000	0	19,900,000
COVID-19	22,488,544	30,639	15,601,557	15,632,196	(2,814)	15,629,382
FTE	46.0	46.0	4.0	50.0	0	50.0

Overview of Funding Changes



Major Salary & Wage Differences



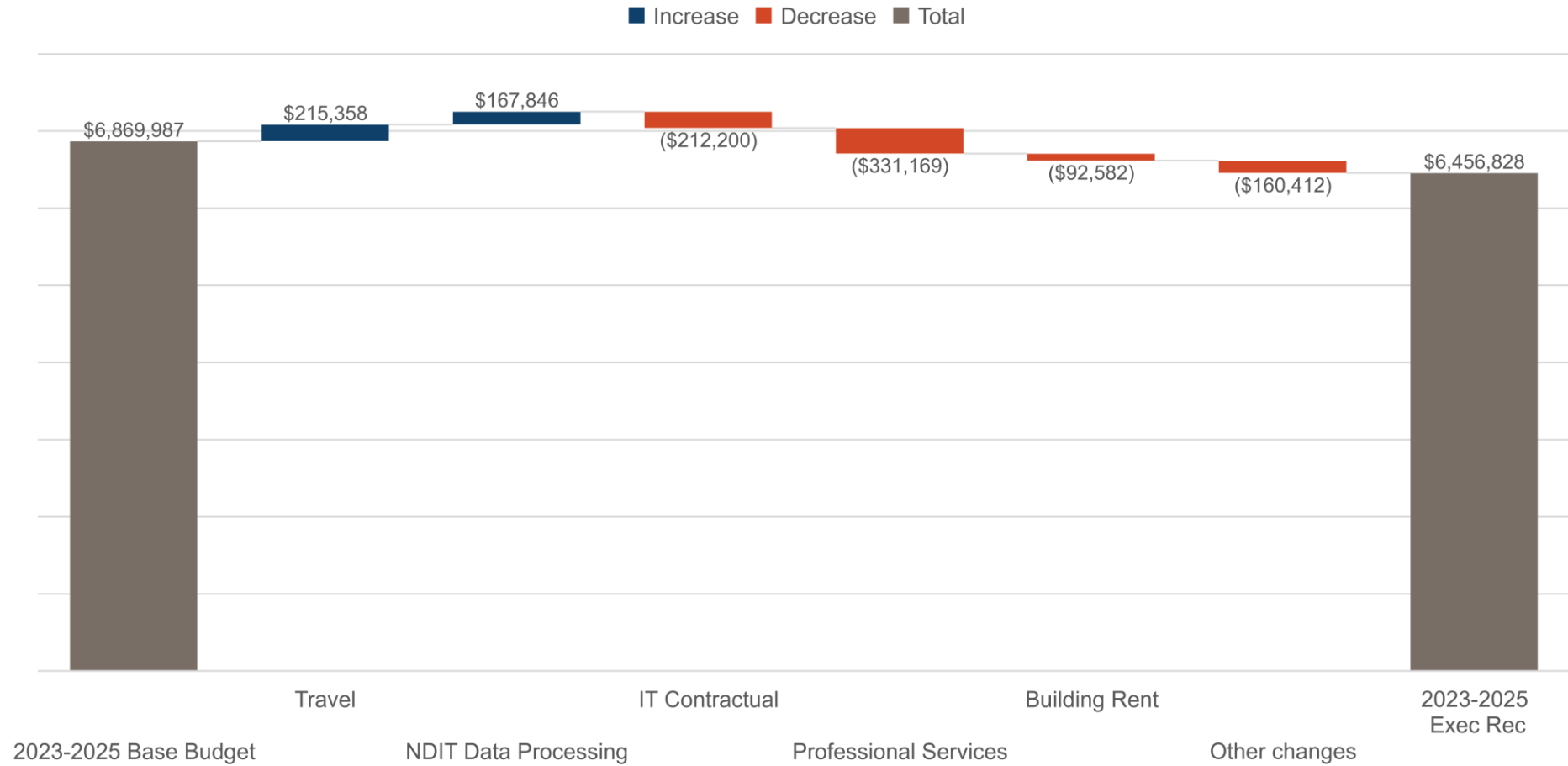
Operating Differences Detail

Description	2023-25 Base Budget	Increase/ (Decrease)	2023 - 25 Executive Budget	House Increase / (Decrease)	2023-25 House Budget
Travel	373,686	215,358	589,044	0	589,044
IT - Software/Supp.	27,329	11,676	39,005	0	39,005
Professional Supplies & Materials	263,169	(30,226)	232,943	0	232,943
Food & Clothing	203,138	-	203,138	0	203,138
Buildings/Vehicle Maintenance Supplies	9,093	(3,666)	5,427	0	5,427
Miscellaneous Supplies	48,258	77,316	125,574	0	125,574
Office Supplies	44,333	(8,610)	35,723	0	35,723
Postage	48,933	(224)	48,709	0	48,709
Printing	199,341	(25,181)	174,160	0	174,160
IT Equip Under \$5000	48,042	(22,082)	25,960	0	25,960
Other Equip Under \$5000	-	6,025	6,025	0	6,025
Office Equip Under \$5000	-	1,300	1,300	0	1,300

Operating Differences Detail, cont.

Description	2023-25 Base Budget	Increase/ (Decrease)	2023 - 25 Executive Budget	House Increase / (Decrease)	2023-25 House Budget
Lease/Rentals - Equipment	30,940	(12,225)	18,715	0	18,715
Lease \Rentals-- Buildings./Land	201,445	(92,582)	108,863	0	108,863
Repairs	14,133	-	14,133	0	14,133
IT-Data Processing	213,930	167,846	381,776	0	381,776
IT-Telephone	89,678	-	89,678	0	89,678
IT - Contractual Services	320,280	(212,200)	108,080	0	108,080
Professional Development	138,934	1,300	140,234	0	140,234
Operating Fees & Services	302,910	(68,715)	234,195	0	234,195
Professional Services	4,130,268	(331,169)	3,799,099	0	3,799,099
Medical, Dental, and Optical	162,147	(87,100)	75,047	0	75,047
Total Operating	6,869,987	(413,159)	6,456,828	0	6,456,828

Major Operating Differences



Grant Detail

Healthy and Safe Communities (1)

Description	2021-23 Current Appropriation	Increase/ (Decrease)	2023-25 Base Budget	Increase / (Decrease)	2023-25 Executive Budget	2023-25 General Fund	2023-25 Federal Funds	2023-25 Special Funds
Health Promotion and Chronic Disease Prevention								
Cancer Program Funding to Community Based Organizations / State Cancer Coalition	370,000	(240,000)	130,000	-	130,000		70,000	60,000
Cancer Program Federally Qualified Health Center Collaborative	395,000	(195,000)	200,000	-	200,000		100,000	100,000
Colorectal Grants including Follow Up to Local Enrollment Sites	50,000	97,500	147,500	-	147,500			147,500
Women's Way Tribal Community Clinical Linkages/Screening - Standing Rock	150,000	(75,000)	75,000	-	75,000		75,000	
Women's Way Local Coordinating Units	1,839,000	(299,525)	1,539,475	-	1,539,475		1,319,475	220,000
Women's Way Community Clinical Linkages Grants	75,000	(25,000)	50,000	-	50,000		50,000	
Women's Way Employer Group and Rural Healthcare Delivery System - Evidence Based Intervention (EBI) Grants	145,000	(95,000)	50,000	-	50,000		50,000	
Women's Way - Grants to Tribes for Tobacco Best Practices	92,000	(92,000)	-	-	-			

Grant Detail

Healthy and Safe Communities (2)

Description	2021-23 Current Appropriation	Increase/ (Decrease)	2023-25 Base Budget	Increase / (Decrease)	2023-25 Executive Budget	2023-25 General Fund	2023-25 Federal Funds	2023-25 Special Funds
Pregnancy Risk Assessment Monitoring System (PRAMS) to NDSU- Funding Support	31,000	(31,000)	-	-	-			
Donated Dental Services	50,000	-	50,000	-	50,000	50,000		
Mobile Dental Care	100,000	-	100,000	-	100,000	100,000		
Diabetes, Heart Disease and Stroke Program Implementation	2,200,000	400,000	2,600,000	-	2,600,000		2,600,000	
Oral Health Disease Prevention and Workforce Activities	591,000	59,000	650,000	-	650,000		650,000	
Alzheimer's Disease Program Initiative	-	300,000	300,000	-	300,000		300,000	
Preventive Health Block Grant - Community Grants for Chronic Disease Prevention and Control to Local Public Health & Program Evaluation	682,000	(32,000)	650,000	-	650,000		650,000	
Title V / Community Engagement								
Community Engagement Grants	325,848	(150,848)	175,000	-	175,000	175,000		
Telehealth for Pediatric Mental Health Care Access	890,000	-	890,000	-	890,000	89,000	801,000	
Community Health Equity and Social Determinants	-	500,000	500,000	-	500,000		500,000	
Maternal Child Health (MCH) programs - NDSU	100,000	(100,000)	-	-	-	-	-	

Grant Detail

Healthy and Safe Communities (3)

Description	2021-23 Current Appropriation	Increase/ (Decrease)	2023-25 Base Budget	Increase / (Decrease)	2023-25 Executive Budget	2023-25 General Fund	2023-25 Federal Funds	2023-25 Special Funds
Family Health & Wellness								
Domestic and Sexual Violence	2,250,000	-	2,250,000	2,686,285	4,936,285	4,596,285		340,000
Domestic Violence Offender Treatment Program	300,000	-	300,000	700,000	1,000,000			1,000,000
Family Violence	1,458,724	143,478	1,602,202	-	1,602,202		1,602,202	
Rape Prevention and Education	593,388	9,142	602,530	-	602,530	200,000	402,530	
Sexual Assault Services	720,385	1,189,115	1,909,500	-	1,909,500		1,909,500	
Services Training Officers Prosecutors Violence Against Women Formula (STOP VAWA) Grants	1,572,025	51,575	1,623,600	-	1,623,600		1,623,600	
Safe Havens	425,000	-	425,000	-	425,000	425,000		
Child Passenger Safety Outreach	94,000	41,000	135,000	-	135,000		135,000	
Maternal and Child Health (MCH) - Impact Teen Drivers Program	6,250	(6,250)	-	-	-	-	-	-
MCH - Disbursed to Schools	400,100	(400,100)	-	-	-	-	-	-
CORE State Violence and Injury Prevention Program (SVIPP)	180,000	(180,000)						
Prevention of Sexual Abuse of Children	563,430	-	563,430	-	563,430	281,715		281,715
Family Planning	2,415,923	3,191,030	5,606,953	-	5,606,953		5,606,953	
MCH Nutrition and Physical Activity Grants to LPU, Tribes, Univ.	825,040	754,960	1,580,000	-	1,580,000	507,400	1,072,600	

Grant Detail

Healthy and Safe Communities (4)

Description	2021-23 Current Appropriation	Increase/ (Decrease)	2023-25 Base Budget	Increase / (Decrease)	2023-25 Executive Budget	2023-25 General Fund	2023-25 Federal Funds	2023-25 Special Funds
Women, Infant & Children Program (WIC) Site Grants	7,602,025	172,975	7,775,000	-	7,775,000		7,775,000	
WIC Peer Counseling	250,600	59,400	310,000	-	310,000		310,000	
Preventive Health Block Grant - Breast Feeding Mini Grants	5,000	(5,000)	-	-	-			
Breast and Cervical Cancer for Community Based Breast Feeding / Nutrition	150,000	(150,000)	-	-	-			
Obesity Prevention	-	800,000	800,000	-	800,000		800,000	
Special Health Services								
MCH - Multidisciplinary Clinics, Specialty Care Diagnostic & Treatment Program, Grants to County Social Services	1,120,605	(195,573)	925,032	-	925,032	397,764	527,268	
Catastrophic Relief Funds (Health care providers and Health Systems)	75,000	-	75,000	-	75,000	75,000		
Fetal Alcohol Syndrome Grant	350,458	-	350,458	-	350,458	350,458		
Newborn Screening	-	200,000	200,000	-	200,000		200,000	
Totals	29,443,801	5,696,879	35,140,680	3,386,285	38,526,965	7,247,622	29,130,128	2,149,215



Summary and Key Takeaways

Strategies driving budget:

- Data and Evidence-based decision making
 - Community Engagement
 - Social Determinants of Health
 - Policy, Systems and Environmental changes (PSE)
 - Infrastructure, Workforce and Data Systems
- Utilizing these strategies is critical so every person has the opportunity to attain their highest level of health
 - To succeed, support is needed for key positions and expanded services
 - Tribal Health Liaisons
 - Domestic Violence/Rape Crisis
 - Tobacco Prevention and Control
 - Poison Hotline



THANK YOU

Kim Mertz | Section Director | kmertz@nd.gov | 328-4528