



Senate Bill 2012

Senate Appropriations Committee | HR Section
Senator Dever, Chairman


Children and Family Services, Cory Pedersen, Director
January 31, 2023

NORTH
Dakota | Health & Human Services
Be Legendary.

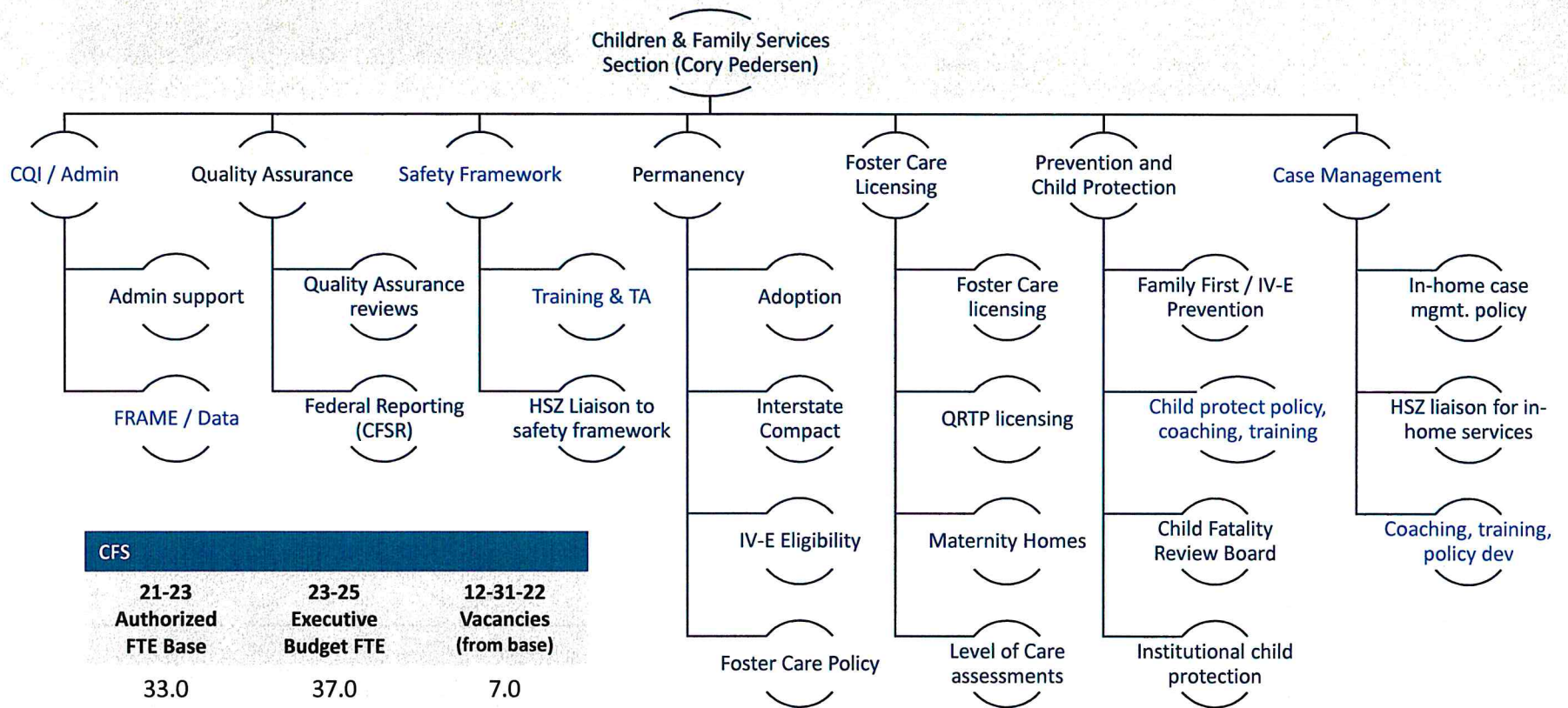
CFS Program Purpose and ND Century Code Reference(s)

Facilitate delivery of services that support child safety, child permanency, and well-being, which together are designed to prevent and reduce the incidence of child abuse and neglect and support family reunification and stability whenever possible.

Chapter	Chapter Name
50-25.1	Child Abuse and Neglect
50-11	Foster Care
14-15	Adoption for Children



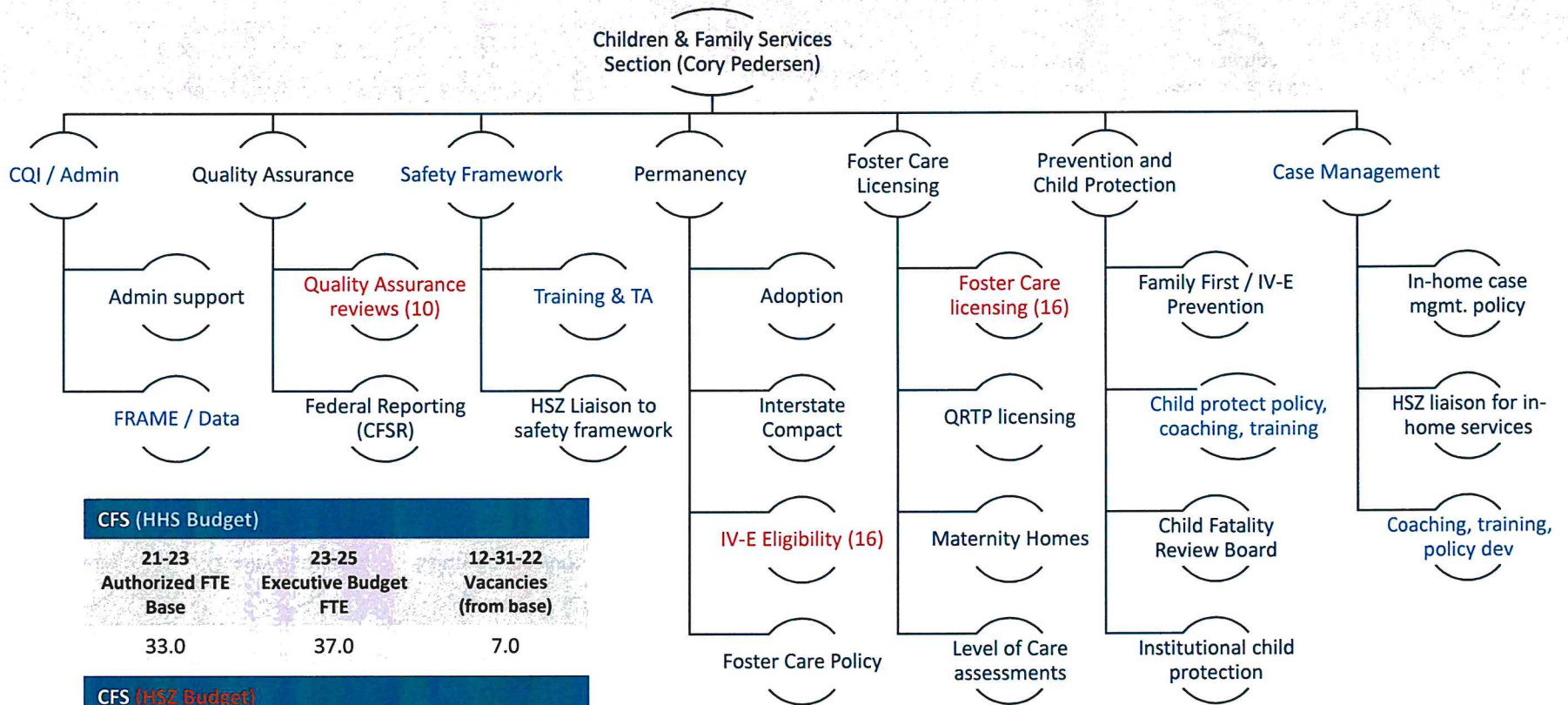
Children & Family Services: Staffing and Team Structure



CFS		
21-23 Authorized FTE Base	23-25 Executive Budget FTE	12-31-22 Vacancies (from base)
33.0	37.0	7.0

Avg Age	Avg Yrs of Service	Turnover 2021	Turnover 2022
44	12	6.0%	5.3%

Children & Family Services: Staffing and Team Structure



CFS (HHS Budget)

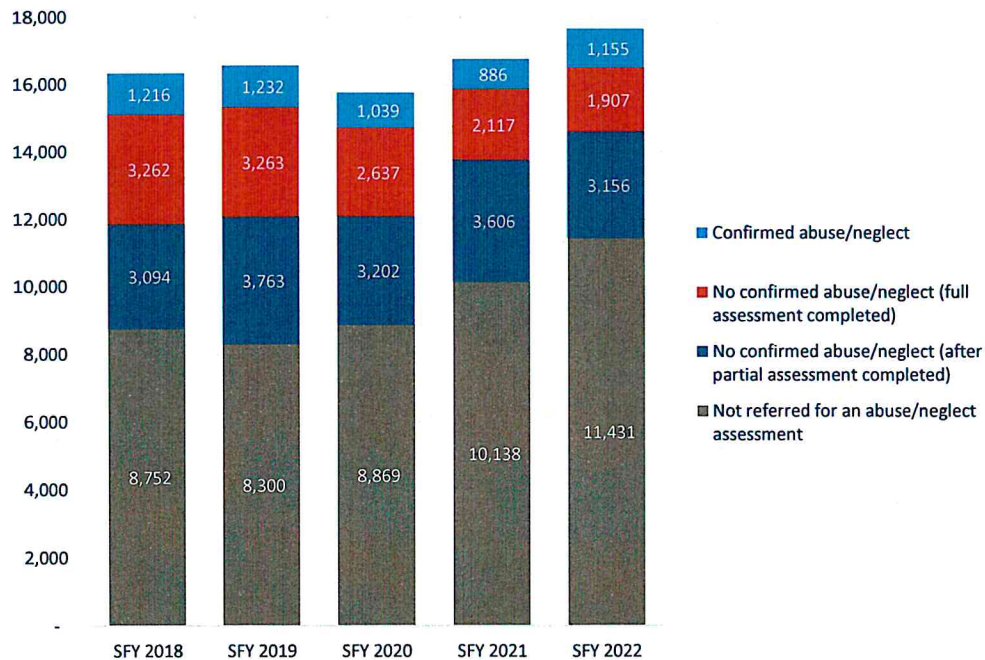
21-23 Authorized FTE Base	23-25 Executive Budget FTE	12-31-22 Vacancies (from base)
33.0	37.0	7.0

CFS (HSZ Budget)

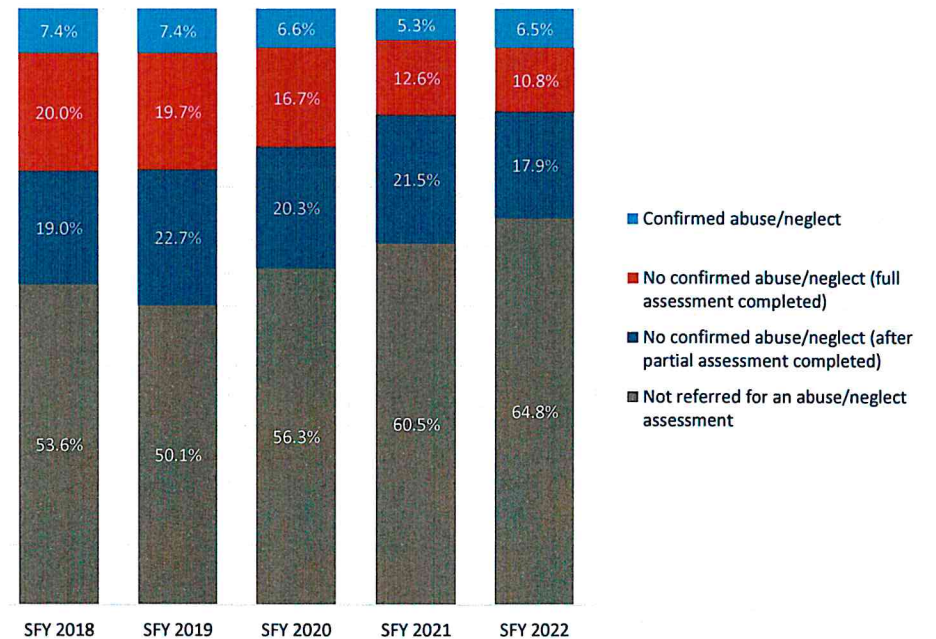
21-23 Authorized FTE Base	23-25 Executive Budget FTE	12-31-22 Vacancies (from base)
42.0	42.0	2.0

ND sees approximately 1,000 – 1,200 confirmed cases of child abuse or neglect each year

ND sees approximately 1,000-1,200 confirmed cases of child abuse and/or neglect each year




Approximately 7% of reports of suspected child abuse/neglect are ultimately confirmed



About CFS Audit Findings

- State Audit
 - Child Safety – Failure to timely contact suspected victim of child abuse and neglect
- Federal
 - Child and Family Service Review
 - PIP Program Improvement Plan
 - Safety , Permanency, Well Being
 - Child Protection Timely Response
 - Permanency Goals reached timely for a child
 - Face to Face monthly contact



Included in 2023-25 Executive Budget Request

- Child Safety Response Team to support Zones with temporary barriers to timeliness (4 FTE)
- Support for Kin Caregivers via maintenance payments (150 families, 6 months max)

Total	General	Federal
\$2 million	\$1.5 million	\$500,000




About CFS Contracts

- Prevention/Preservation
 - IV-E Evidence Based Services
 - Certified Shelter Care
 - Village Family Services –Family Center Engagement
- Protection/Safety/Preservation
 - Children Advocacy Centers (increase in EBR)
 - NDSU –Regional Parent and Family Resource Centers
 - Nurturing Parenting Program
 - Tribal Preservation Services Grant Contracts



About CFS Contracts

- Tribal Nation Collaboration
 - IV-E Agreements, FMAP funding contracts
- Training
 - UND Training Child Welfare Certification
 - NATI
- Nexus-PATH
- Catholic Charities
- Village Family Services

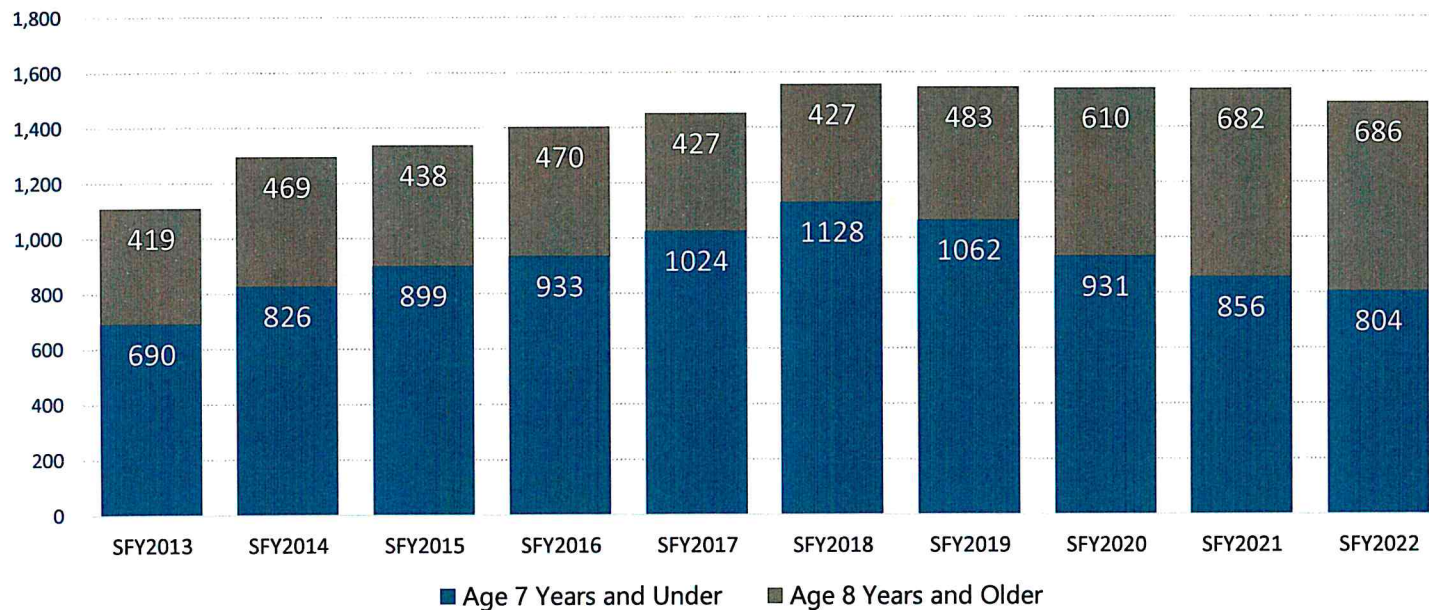


CFS Contracts expiring

- Village In Home Services
- Family Voices
- Youth Works Uncertified Shelter Care



In FY22 54% of the 1,490 children in foster care are younger than age 7



Point-in-Time Average of ND Foster Care census and those age 7 years and under, FFY 2013-2022

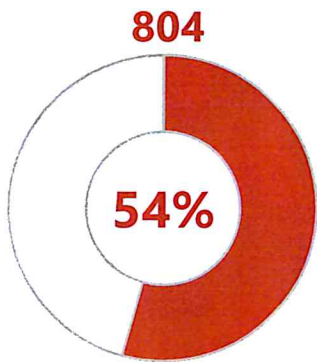
Rethink
child welfare



Early interventions with young families are key to reducing foster care placement for the youngest children.

Children & Family Services

Foster Care in North Dakota – 2022 Snapshot



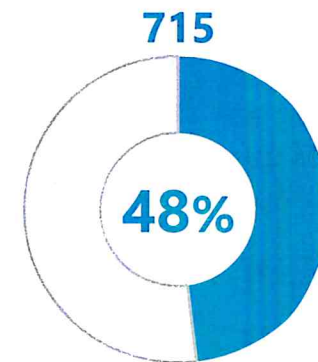
1 in 2 age 0-7

Half of the 1,490 children in foster care in North Dakota are age 7 or younger. (2022)

42%

Intense level of care

Of the **192** kids receiving treatment foster care in SFY2022, 81 (42%) were age 7 or younger.



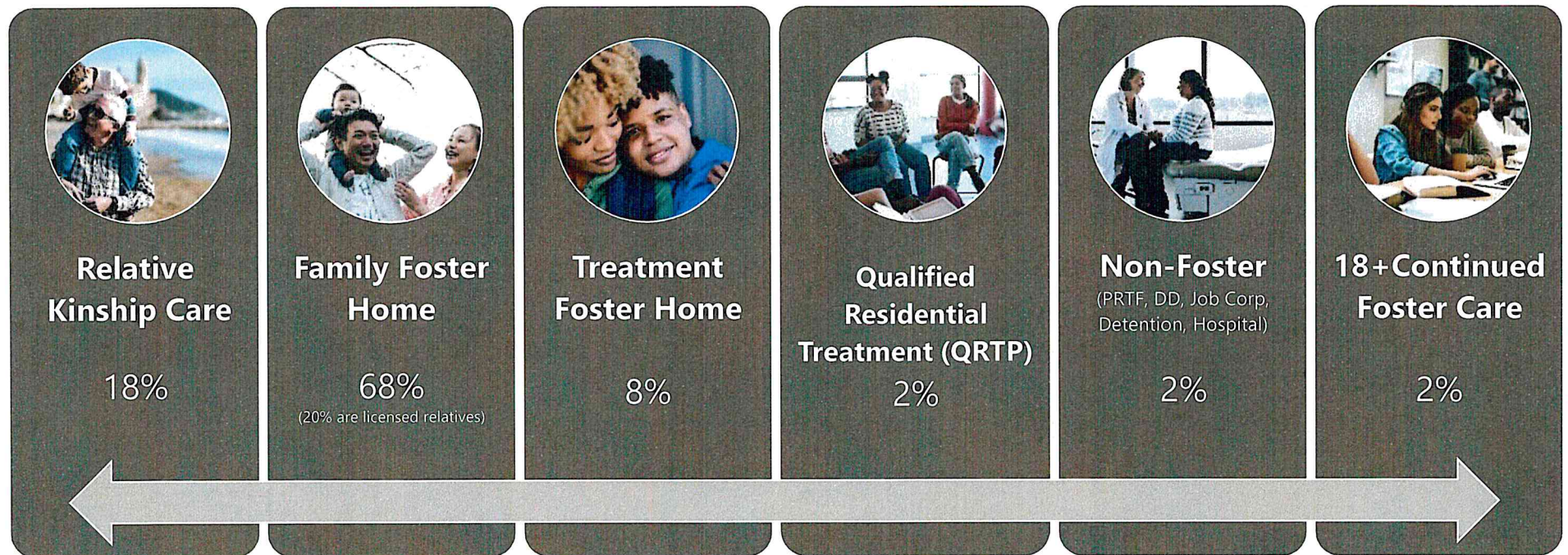
5x more likely

Native American children make up **48%** of the total number of children in foster care in ND (715 of 1,490).

Native American children make up **9%** of kids under age 18 in ND.

Family foster homes provide care for 68% of children affected by an out-of-home placement

North Dakota Child Welfare System Continuum of Care

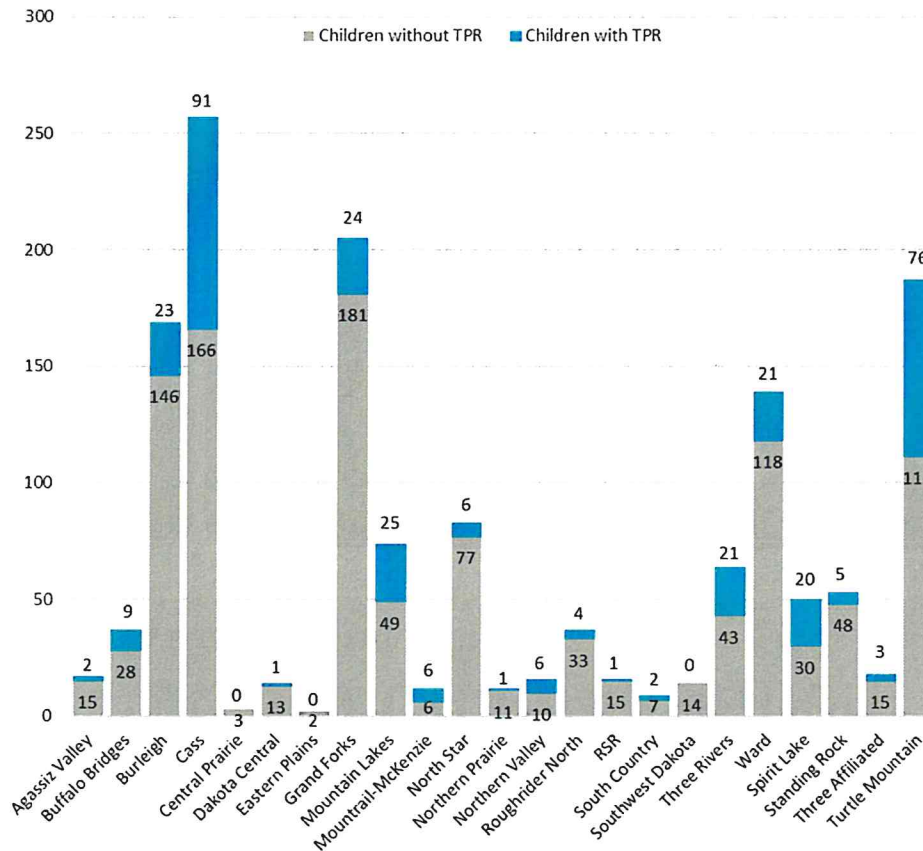


Children who are orphaned as a result of TPR (termination of parental rights) comprise 23% of all children in ND's foster care system in FY22

23%

Parental Rights Terminated

Of the **1,490** kids in foster care in SFY2022, 347 (23%) have no legal connection to their biological parents due to Termination of Parental Rights (TPR).



Rethink child welfare

There are both positive and negative consequences associated with terminating parental rights – the balance is different for every child

Children & Family Services: COVID funding (HHS/ACF)

HB 1394 (67th Legislative Assembly)

- Promoting Safe & Stable Families Program (\$90,342)
- Chafee Foster Care / Successful Transition to Adulthood (\$1,146,203)
- Chafee Education and Training vouchers (\$160,756)
- Child Welfare Services State Grant (\$76,858)

HB 1395 (67th Legislative Assembly)

- Child Abuse State Grants (\$284,363)
- Community based child abuse prevention (\$592,780)

Enhanced FMAP – IV-E Foster Care / Adoption

- \$6,089,517



Children & Family Services: Overview of budget changes

Description	2021 - 2023 Budget Base	Increase/ (Decrease)	2023 - 2025 Executive Budget
Salaries and Benefits	\$6,798,097	\$2,196,557	\$8,994,654
Operating	6,172,806	115,268	6,288,074
IT Services	1,814	(1,814)	-
Capital Asset Expense	-	-	-
Capital Assets	-	-	-
Grants	141,499,313	20,179,075	161,678,388
Total	\$154,472,030	\$22,489,086	\$176,961,116

General Fund	\$67,590,033	\$23,425,640	\$91,015,673
Federal Funds	83,010,867	94,231	83,105,098
Other Funds	3,871,129	(1,030,784)	2,840,345
Total Funds	\$154,472,029	\$22,489,087	\$176,961,116

Full Time Equivalent (FTE)	33.00	4.00	37.00
----------------------------	-------	------	-------

CFS: Overview of budget changes

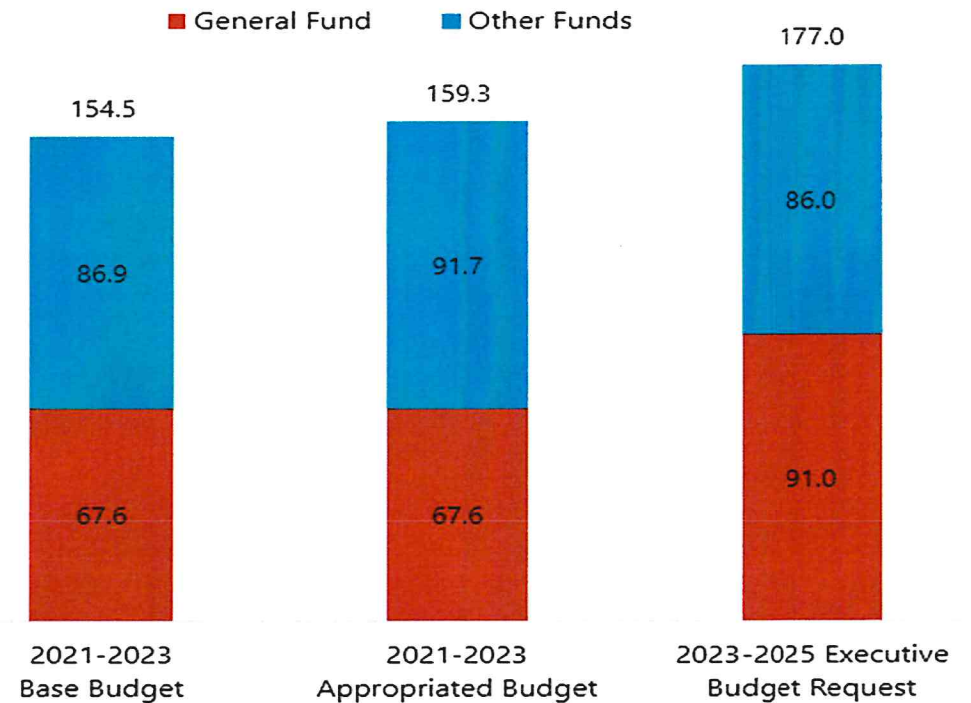
Budget detail by account

Description	2021 - 2023 Budget Base	Increase/ (Decrease)	2023 - 2025 Executive Budget
511x Salaries - Regular	\$4,606,829	\$1,249,322	\$5,856,151
513x Salaries Temp	170,893	337,912	508,805
516x Salaries Benefits	2,001,858	627,840	2,629,698
Total Salaries & Benefits	\$6,798,097	\$2,196,557	\$8,994,654
52x Travel	144,683	73,962	218,645
53x Supply	26,603	1,288	27,891
54x Postage & Printing	21,430	912	22,342
57x Insurance	10,000	14,000	24,000
58x Rent/Leases - Bldg/Equip	33,366	(750)	32,616
61x Professional Development	85,939	(9,089)	76,850
62x Fees - Operating & Professional	5,849,835	35,895	5,885,730
71x Grants, Benefits, & Claims	141,499,313	20,179,075	161,678,388
Total Operating	\$147,673,933	\$20,292,529	\$167,966,462
Total	\$154,472,029	\$22,489,087	\$176,961,116

Children & Family Services: Overview of budget changes (IN MILLIONS)

INCREASE FROM BASE TO EXECUTIVE
RECOMMENDATION
\$ 22.5 MILLION

- FMAP changes related to IV-E
- Provider Inflation
- TANF funding shift
- Cost to continue and expand services
 - Kinship care
 - Evidence base Prevention services
 - Prevention Shelter Care Services
 - Safety Deployment Team
 - Enhanced Case management Team




CFS: Overview of budget changes

Description	2021 - 2023 Budget Base	Increase/ (Decrease)	2023 - 2025 Executive Budget
General Fund	\$67,590,033	\$23,425,640	\$91,015,673
Federal Funds	83,010,867	94,231	83,105,098
Other Funds	3,871,129	(1,030,784)	2,840,345
Total Funds	\$154,472,029	\$22,489,087	\$176,961,116

CFS-Related Policy Bills with Budget Impact

- HB 1091 – Kinship
 - Fiscal note referenced \$960,000 (**incl in EBR**)
- HB1375 & SB 2230 Adoption Funding - \$512,000
- SB 2235 –Fetal Alcohol Syndrome Disorder - \$10,000
- SB 2327 – Father Registry - \$165,000
- SB 2268– At-Risk Youth Shelter - \$2,000,000


Total	General	Federal
\$2.7 million	\$2.7 million	\$0



SB 2012 Section 24 **EXEMPTION – CFS Transition Program**

**SENATE BILL NO. 2012
DEPARTMENT OF HEALTH AND HUMAN SERVICES' BUDGET
CHILD AND FAMILY SERVICES SECTION**

SECTION 24 (Governor's Recommendation). EXEMPTION. The amount appropriated for the purpose of children and family services transition program in chapter 549 of the 2021 Special Session Laws is not subject to the provisions of section 54-44.1-11. Any unexpected funds from this appropriation are available for the children and family services transition program during the biennium beginning July 1, 2023, and ending June 30, 2025.



Continued progress includes an enhanced focus on prevention and right services at the right time




Evidence-based Prevention Services

Provide opportunity for families to access services to keep families together



Certified Shelter Care/Foster Homes

Use safe housing for children as a prevention strategy to keep children close to home and in home communities



Enhanced Case Management Team

Build a team to work with Human Service Zones to provide service to children with the most complex needs



Child Protection Team

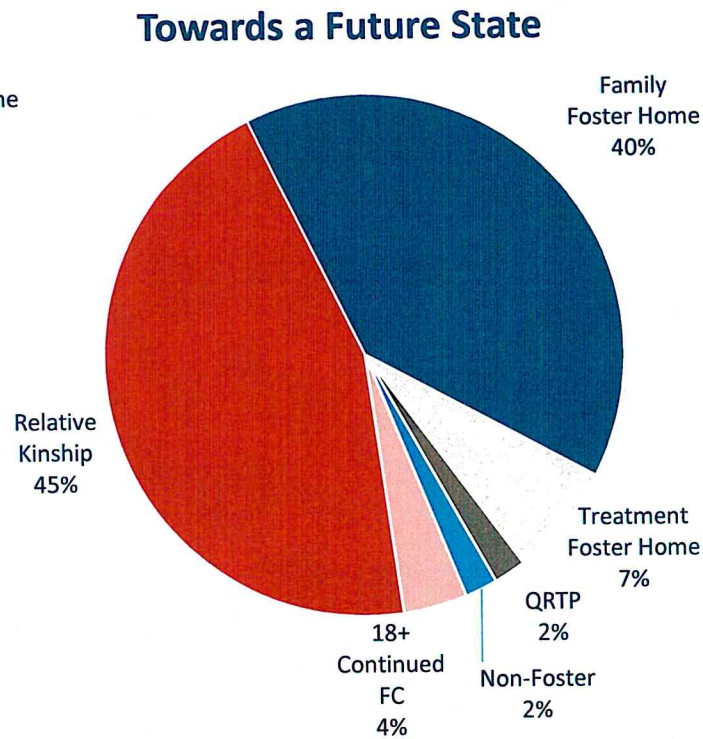
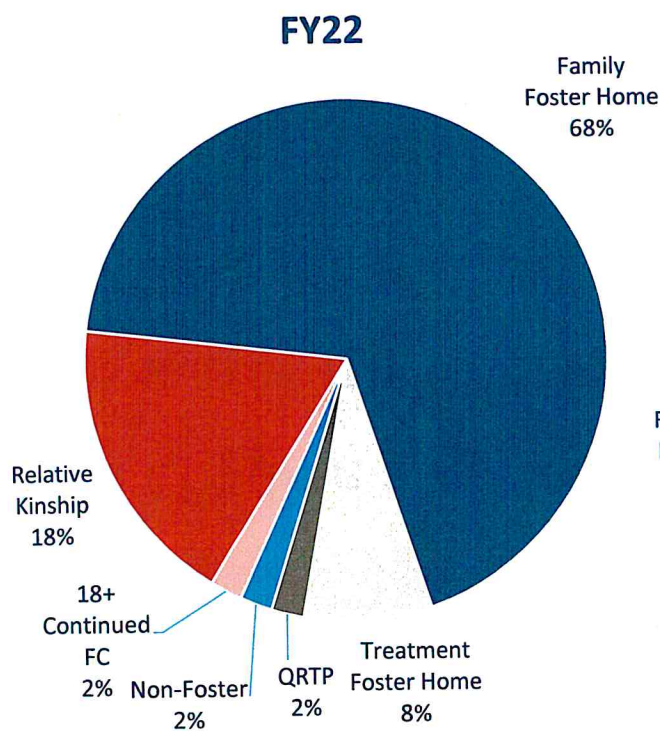
Build a deployment team to support child protection work in Zones with highest needs



Safely keep children with family

Continue to redesign how child protective and wellbeing services are delivered to improve lives of families and children in North Dakota

Increasing the prevalence of Relative / Kinship Care in North Dakota should support more positive outcomes for kids



Rethink child welfare

Finding ways for kids to be cared for by relatives or other adults with whom they have existing, significant relationships creates better outcomes

CFS: What's on the horizon?

- Safe Children and Healthy Families
- Improve timely response
- Engagement of stakeholders to improve practice
- Safely Reduce Foster Care
 - Prevention services
 - Kinship program





Contact information

Cory Pedersen

Director, Children & Family Services
ctpedersen@nd.gov

www.hhs.nd.gov