

**Senate Bill 2012**

Senate Appropriations Committee | HR Section  
Senator Dever, Chairman

---

Economic Assistance Section, Michele Gee, Director

February 1, 2023


NORTH  
**Dakota**  
Be Legendary.

| Health & Human Services

# Economic Assistance Section Purpose and ND Century Code Reference(s)

Economic Assistance Programs help North Dakotans struggling to make ends meet by connecting them to resources that can help meet their basic needs, preventing greater and more damaging crises.

Chapter	Chapter Name
50-33	Child Care Assistance
50-09	Aid to Dependent Children (Includes TANF)





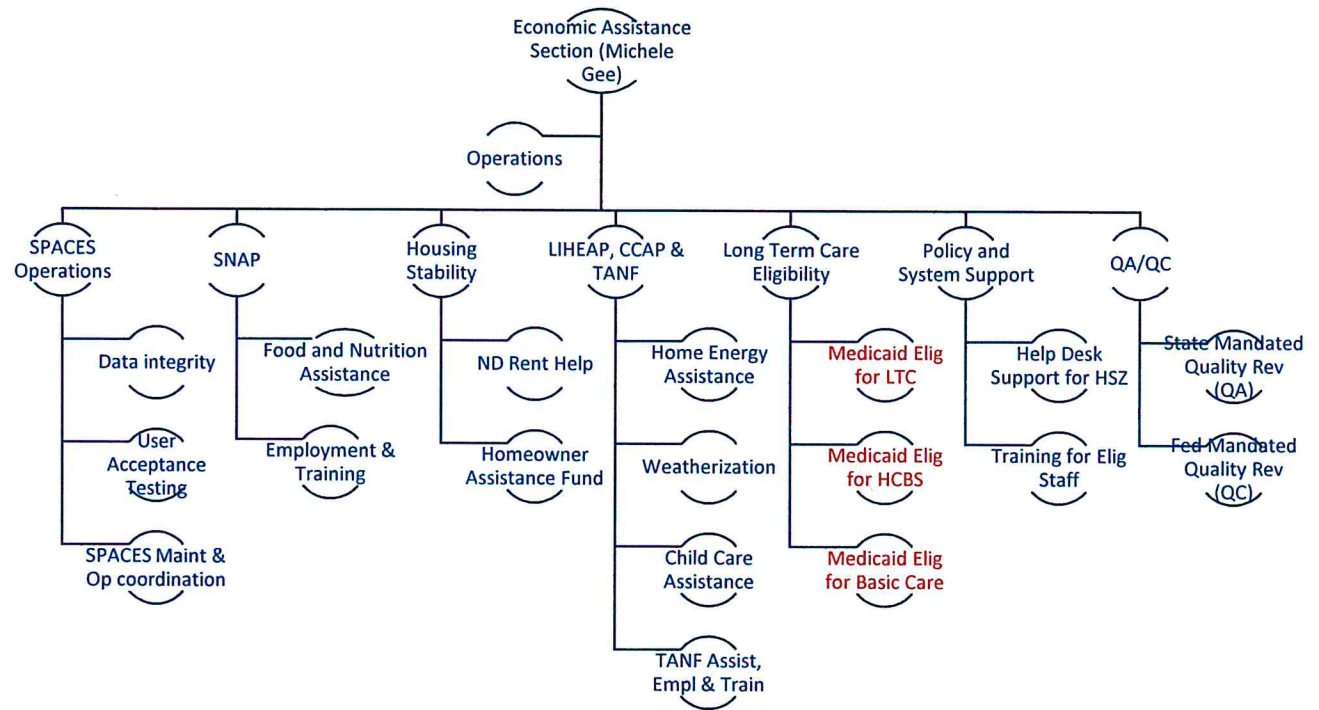
# Economic Assistance: Team Structure and Staffing

Economic Assistance (HHS budget)		
21-23 Authorized FTE Base	23-25 Executive Budget FTE	12-31-22 Vacancies (from base)
49.8	49.8	3.0

Avg Age	Avg Yrs of Service	Turnover 2021	Turnover 2022
<b>47</b>	<b>8</b>	<b>1.9%</b>	<b>5.1%</b>

Economic Assistance (HSZ/457 Budget)		
21-23 Authorized FTE Base	23-25 Executive Budget FTE	12-31-22 Vacancies (from base)
16.0	16.0	0

Red font = Staff funded via 457/Human Service Fund



# HHS and HSZs connected 1 in 5 NDs to at least one resource designed to support their economic health and wellbeing

## 154,000

North Dakotans utilized SPACES to access Economic Assistance and Medicaid coverage during SFY 2022

**74,817 people in 36,076 households**



Food Assistance

**5,937 children in 3,610 families**



Child Care Assistance

**4,613 people in 1,729 households**



Temporary Assistance

**30,408 people in 14,023 households**



Home Energy Assistance

**141,051 people in 82,180 households**



Medicaid Coverage

**35,717 people in 19,385 households**  
(from 01/21 through 12/22)



Housing Stability Assistance

**5,585 households experiencing homelessness**  
(from 09/21 through 12/22)



# Child Care Assistance Program Audits

## Eligibility Determination Reviews

### Quality Assurance and Quality Control Unit (QA/QC) Reviews:

- Federal Reviews
  - Every 3 years based on defined federal criteria.
  - Review of 23 eligibility determinations per month over the Federal Fiscal Year (FFY).
- State Reviews
  - Conducted during non-federal years
  - Review of 30 eligibility determinations per month over the federal fiscal year.
  - Sample from all Human Service Zones

$$\text{error rate} = \frac{\text{improper payments for reviews completed}}{\text{total payments of reviews completed}}$$

Federal Review FFY 2019  
5.85% Overall Error Rate

State Review FFY 2021  
4.36% Overall Error Rate

State Review FFY 2022  
7.32% Overall Error Rate

National Target is less than 10%

# LIHEAP Program Audits

## Eligibility Determination Reviews

### Quality Assurance and Quality Control Unit (QA/QC) Reviews:

- State Reviews
  - Conducted yearly
  - Review of 25 eligibility determinations per month over the federal fiscal year.
  - Sample from all Human Service Zones

$$\text{error rate} = \frac{\text{improper payments for reviews completed}}{\text{total payments of reviews completed}}$$

State Review FFY 2020  
1.00% Overall Error Rate

State Review FFY 2021  
1.86% Overall Error Rate

State Review FFY 2022  
4.20% Overall Error Rate



# TANF Program Audits

## Eligibility Determination Reviews

### Quality Assurance and Quality Control Unit (QA/QC) Reviews:

- State Reviews
  - Conducted yearly
  - Review of 16 eligibility determinations per month over the federal fiscal year.
  - Sample from all Human Service Zones

$$\text{error rate} = \frac{\text{improper payments for reviews completed}}{\text{total payments of reviews completed}}$$

State Review FFY 2020  
1.00% Overall Error Rate

State Review FFY 2021  
6.00% Overall Error Rate

State Review FFY 2022  
3.55% Overall Error Rate

# SNAP Program Audits

## Eligibility Determination Reviews

### Active Error Rate

$$\text{Error Rate} = \frac{\text{Improper payments for reviews completed}}{\text{Total payments for reviews completed}}$$

### Negative Error Rate

$$\text{Error Rate} = \frac{\text{\# of Cases Denied or Terminated in Error}}{\text{Total \# of reviews completed}}$$

### Quality Assurance and Quality Control Unit (QA/QC) Reviews:

- Federal Reviews conducted annually based on defined sample and criteria.
  - Active Reviews – measures accuracy of eligibility and benefit amount. Review of 39 active eligibility determinations per month.
  - Negative Reviews – measures accuracy of denial and closure of eligibility. Review of 28 negative eligibility determinations per month.
  - Timeliness – measures timeliness of eligibility determinations. Review timeliness on the 67 active and negative eligibility determinations per month.

**Active Error Rate:** FFY 2020 – 5.96%  
 FFY 2021 – 5.62%  
 FFY 2022 – 9.44%

**Negative Error Rate:** FFY 2020 – 29.14%  
 FFY 2021 – 37.31%  
 FFY 2022 – 33.24%

**Timeliness Rate (% process timely):** FFY 2020 – 76.54%  
 FFY 2021 – 83.02%  
 FFY 2022 – 78.33%



# Eligibility Redesign: Working Better Together

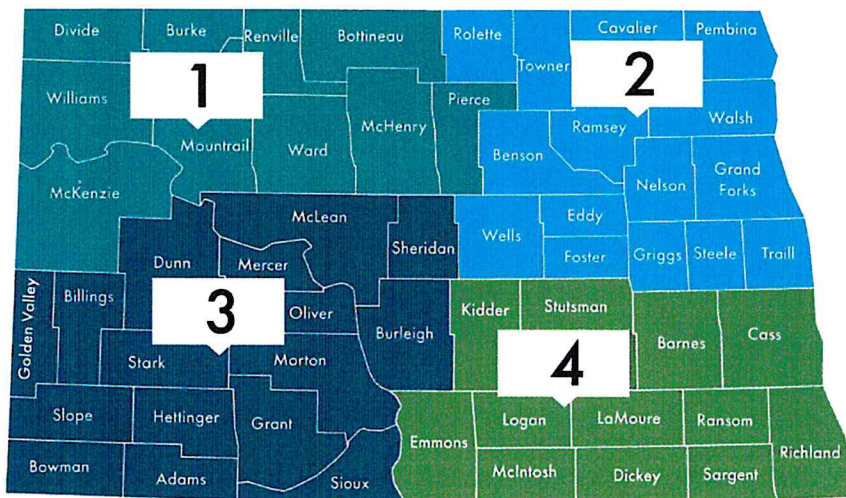


Health and Human Services and Human Service Zones have worked together to redesign the delivery of eligibility determination that supports Economic Assistance and Medicaid coverage.

## **GOALS OF REDESIGN:**

- Level the workload so each worker has the capacity to handle the volume and the complexity.
- Process applications in a timely manner.
- Simplify the process to serve customers efficiently.
- Decrease errors and issue all the benefits a family is eligible to receive at the right time.

# Eligibility Redesign Implementation: February 2023



## Four Regions – Each Working as One Team

Human Service Zones in each region will work together as one team.



## Local Support

Local offices will remain open for in-person support.



## Customer Support Center

One phone number to speak to an expert in eligibility services.



## Centralized Mail Unit

One mail and one email address for document submission.



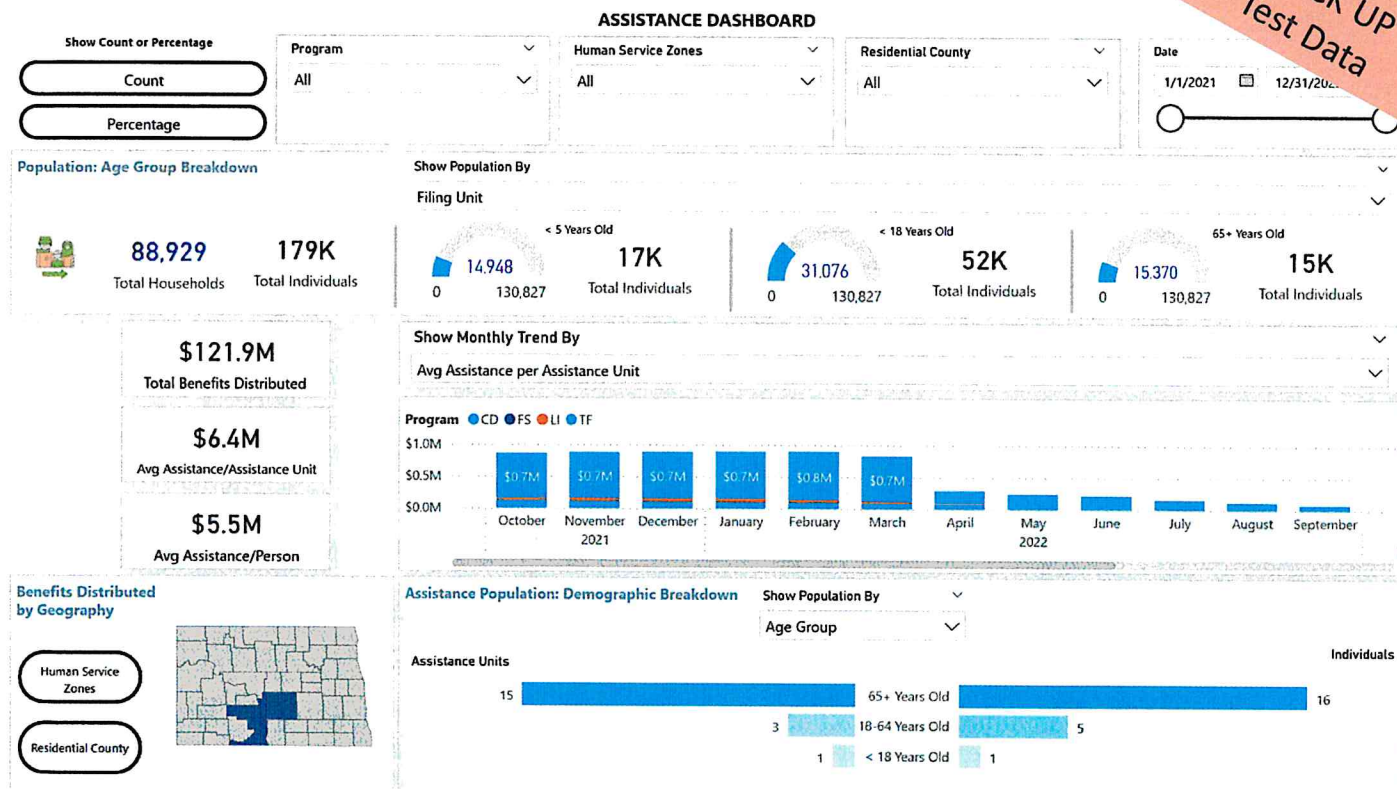
## Self-Service Portal Upgrade

Work has been done on the SSP to make it more user and mobile friendly.



# Eligibility Redesign Implementation: February 2023

MOCK UP  
Test Data



Dashboard to provide insight to Human Service Zone and State staff related to program delivery

Rolls out in conjunction with Eligibility Redesign

# Economic Assistance: Overview of Federal Funding Sources

Federal Funding Source	Purpose	Spending Deadline	Grant Year 2022 Deadline	Grant Year 2022 Award
<b>Child Care Development Fund (CCDF)</b>  <i>CCDF funds are used in Economic Assistance and Early Childhood</i>	Primary Federal Program specifically devoted to providing families with child care subsidy and funding supports to states to improve quality.	Discretionary (100% Federal) By end of 3 <sup>rd</sup> Federal Fiscal Year	9/30/2024	\$10,950,402
		Mandatory (100% Federal) No specific liquidation date requirement.	N/A	\$2,506,022
		Matching – Federal/State Match (based on Federal Medicaid Assistance Percentage) By end of 2 <sup>nd</sup> Federal Fiscal Year	9/30/2023	Federal: \$5,621,324 (\$4,291,779 + \$1,329,545 100% Federal ARPA Increase) State: \$2,886,309
		Maintenance of Effort (MOE) By end of 1 <sup>st</sup> Federal Fiscal Year	9/30/2022	\$1,017,036
<b>Low Income Home Energy Assistance (LIHEAP) Grant</b>	To assist low income households, particularly those with the lowest incomes that pay a high proportion of household income for home energy, primarily in meeting their immediate home energy needs.	100% Federal By end of 6 <sup>th</sup> Federal Fiscal Year	9/30/2027	\$22,293,732



# Economic Assistance: Overview of Federal Funding Sources

Federal Funding Source	Purpose	Spending Deadline	Grant Year 2022 Deadline	Grant Year 2022 Award
<b>Supplemental Nutrition Assistance Program (SNAP)</b>	SNAP is designed to promote the general welfare and to safeguard the health and well being of the Nation's population by raising the levels of nutrition among low-income households.	Benefits are 100% Federal Administration is 50-50  Drawn from a Letter of Credit	N/A	N/A
<b>Temporary Assistance for Needy Families (TANF) Grant</b>  <i>TANF grant is utilizes by Economic Assistance and Children &amp; Family Services</i>	Four purposes of TANF: <ul style="list-style-type: none"> <li>• Provide assistance to needy families so that children can be cared for in their own homes or in the homes of relatives</li> <li>• End the dependence of needy parents on government benefits by promoting job preparation, work, and marriage</li> <li>• Prevent and reduce the incidence of out-of-wedlock pregnancies</li> <li>• Encourage the formation and maintenance of two-parent families</li> </ul>	No requirement to liquidate by a specific date.	N/A	Federal: \$26,300,000  State MOE: \$9,069,286



# Economic Assistance: COVID Funding 2020-22

Federal Funding Source	Purpose	Appropriated Amount
Child Care Development Funds	Waiver of Family Co-Pays Payment to Providers at State Maximum Rate	\$30.7 Million
TANF Pandemic Emergency Assistance	Assisted TANF eligible families with support for back-to-school costs	\$1.35 Million
LIHEAP Funds	Assisted LIHEAP eligible families with utility costs Expanded Furnace and Cooling Device Repair and Replacement	\$40 Million
SNAP	Increased SNAP benefit to maximum amount 15% increase for all eligible families	\$56.4 Million
P-EBT (SNAP)	Provide SNAP benefits to children eligible for free or reduced-price meals who missed those meals due to school closures or virtual learning.	\$45.7 Million
Emergency Rent Assistance	Assist renters struggling to pay rent and utilities with financial assistance to support housing costs.	\$202.9 Million
Various Food Assistance grants	SNAP Grocer Expansion Grant, FEMA pass through to Great Plains Food Bank, SNAP admin and infrastructure	\$2.0 Million
Homeowners Assistance Fund	Assist homeowners at risk of housing instability with financial assistance to support housing costs.	\$50 Million
	<b>TOTAL</b>	<b>\$429,050,000</b>



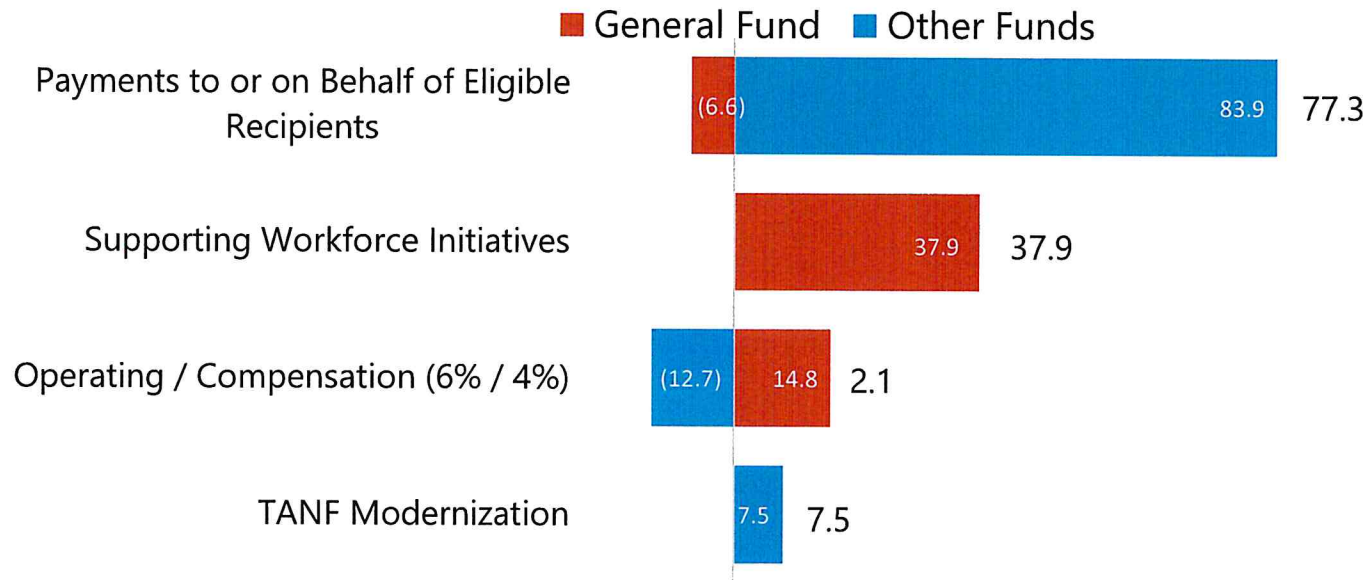
# Economic Assistance: Overview of budget changes

Description	2021 - 2023 Budget Base	Increase/ (Decrease)	2023 - 2025 Executive Budget
Salaries and Benefits	\$ 7,655,560	\$ 2,461,530	\$ 10,117,090
Operating	10,100,523	(328,273)	9,772,250
IT Services	4,389	9,611	14,000
Grants	257,416,610	122,726,053	380,142,663
<b>Total</b>	<b>\$ 275,177,082</b>	<b>\$ 124,868,921</b>	<b>\$ 400,046,003</b>

<b>General Fund</b>	<b>\$ 11,831,644</b>	<b>\$ 45,625,238</b>	<b>\$ 57,456,882</b>
<b>Federal Funds</b>	<b>243,908,122</b>	<b>78,080,319</b>	<b>321,988,441</b>
<b>Other Funds</b>	<b>19,437,316</b>	<b>1,163,364</b>	<b>20,600,680</b>
<b>Total Funds</b>	<b>\$ 275,177,082</b>	<b>\$ 124,868,921</b>	<b>\$ 400,046,003</b>

Full Time Equivalent (FTE)	49.80	-	49.80
----------------------------	-------	---	-------

# Economic Assistance: Overview of budget changes (IN MILLIONS)





# Economic Assistance: Overview of budget changes

## Budget detail by account

Description	2021 - 2023 Budget Base	Increase/ (Decrease)	2023 - 2025 Executive Budget
511x Salaries - Regular	\$ 5,240,453	\$ 1,380,525	\$ 6,620,978
513x Salaries Temp	136,310	184,010	320,320
516x Salaries Benefits	2,278,797	896,995	3,175,792
<b>Total Salaries &amp; Benefits</b>	<b>\$ 7,655,560</b>	<b>\$ 2,461,530</b>	<b>\$ 10,117,090</b>
52x Travel	86,809	131,747	218,556
53x Supply	10,360	(360)	10,000
54x Postage & Printing	175,615	127,585	303,200
55x Equipment under \$5,000	5,000	(5,000)	-
56x Utilities	580	(580)	0
58x Rent/Leases - Bldg/Equip	171,000	(1,800)	169,200
59x Repairs	708	(708)	(0)
61x Professional Development	31,646	50,354	82,000
62x Fees - Operating & Professional	9,618,805	(629,511)	8,989,294
53x Supplies	-	8,000	8,000
60x IT Expenses	4,389	1,611	6,000
71x Grants, Benefits, & Claims	257,416,610	112,726,053	370,142,663
72x Transfers	-	10,000,000	10,000,000
<b>Total Operating</b>	<b>\$ 267,521,522</b>	<b>\$ 122,407,391</b>	<b>\$ 389,928,913</b>
<b>Total</b>	<b>\$ 275,177,082</b>	<b>\$ 124,868,921</b>	<b>\$ 400,046,003</b>

# Grant Changes

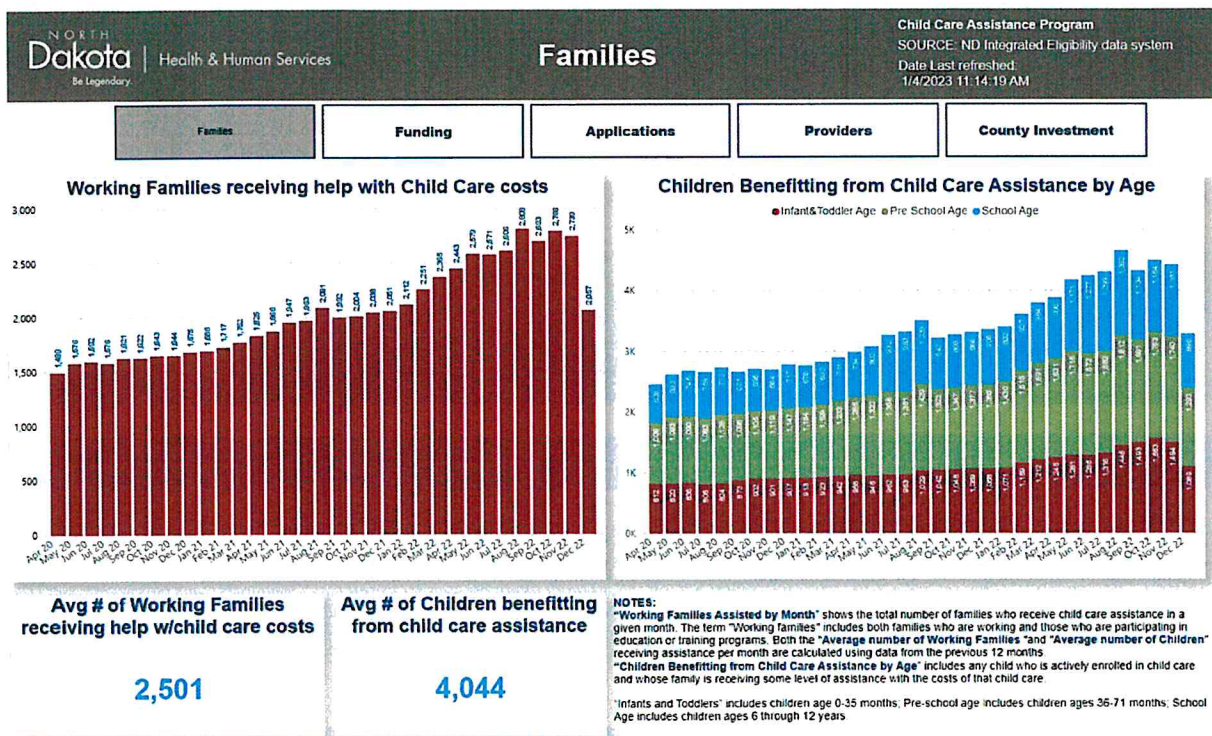
Changes in Economic Assistance Program Grants from 2021-2023 Appropriation to 2023-2025 Executive Budget to Senate

Program Grants	2021-2023		2023-2025 Executive Budget Request	Executive Budget Changes		2023-2025 Budget to Senate
	Legislatively Approved Budget	Cost to Continue		TANF Modernization	Supporting Workforce Initiatives	
Low Income Home Energy Assistance Program (LIHEAP)	\$ 27,388,155	\$ 6,611,013	\$ 33,999,168			\$ 33,999,168
Temporary Assistance for Needy Families (TANF) Regular	\$ 7,549,200	\$ (216,827)	\$ 7,332,373	\$ 7,496,368		\$ 14,828,741
Temporary Assistance for Needy Families (TANF) Diversion	\$ 66,000	\$ (6,000)	\$ 60,000			\$ 60,000
Child Care Assistance Program (CCAP) Benefits	\$ 34,710,875	\$ 13,608,951	\$ 48,319,826		\$ 37,900,000	\$ 86,219,826
Kinship Care Benefits	\$ 2,989,800	\$ (9,000)	\$ 2,980,800			\$ 2,980,800
Supplemental Nutrition Assistance Program (SNAP) Benefits	\$ 168,000,000	\$ 55,611,600	\$ 223,611,600			\$ 223,611,600
<b>Total EA Program</b>	<b>\$ 240,704,030</b>	<b>\$ 75,599,737</b>	<b>\$ 316,303,767</b>	<b>\$ 7,496,368</b>	<b>\$ 37,900,000</b>	<b>\$ 361,700,135</b>
<b>General Fund</b>	<b>\$ 8,607,933</b>	<b>\$ 6,595,560</b>	<b>\$ 15,203,493</b>	<b>\$ -</b>	<b>\$ 37,900,000</b>	<b>\$ 53,103,493</b>
<b>Also included in the grants line are other Economic Assistance Program grants for which cost and caseload data are not computed. These grants include:</b>						
TANF Supportive Services, including Transportation	\$ 1,611,230	\$ (53,458)	\$ 1,557,772	\$ -	\$ -	\$ 1,557,772
SNAP Employment & Training, Outreach, & Nutrition Education	\$ 2,873,578	\$ 3,011,178	\$ 5,884,756	\$ -	\$ -	\$ 5,884,756
LIHEAP Weatherization, Outreach & Case Management	\$ 8,727,772	\$ 2,272,228	\$ 11,000,000	\$ -	\$ -	\$ 11,000,000
Emergency Rent Bridge	\$ 3,500,000	\$ (3,500,000)	\$ -	\$ -	\$ -	\$ -
<b>Total Other Grants</b>	<b>\$ 16,712,580</b>	<b>\$ 1,729,948</b>	<b>\$ 18,442,528</b>	<b>\$ -</b>	<b>\$ -</b>	<b>\$ 18,442,528</b>
<b>General Fund</b>	<b>\$ 33,600</b>	<b>\$ 666,400</b>	<b>\$ 700,000</b>	<b>\$ -</b>	<b>\$ -</b>	<b>\$ 700,000</b>
<b>Total Economic Assistance Grants</b>	<b>\$ 257,416,610</b>	<b>\$ 77,329,685</b>	<b>\$ 334,746,295</b>	<b>\$ 7,496,368</b>	<b>\$ 37,900,000</b>	<b>\$ 380,142,663</b>
<b>Total General Fund</b>	<b>\$ 8,641,533</b>	<b>\$ 7,261,960</b>	<b>\$ 15,903,493</b>	<b>\$ -</b>	<b>\$ 37,900,000</b>	<b>\$ 53,803,493</b>



# North Dakota Child Care Assistance Dashboard

<https://www.hhs.nd.gov/applyforhelp/ccap>





## Economic Assistance: Overview of budget changes by Funding Source

Description	2021 - 2023 Budget Base	Increase/ (Decrease)	2023 - 2025 Executive Budget
<b>General Fund</b>	\$ 11,831,644	\$ 45,625,238	\$ 57,456,882
<b>Federal Funds</b>	243,908,122	78,080,319	321,988,441
<b>Other Funds</b>	19,437,316	1,163,364	20,600,680
<b>Total Funds</b>	\$ 275,177,082	\$ 124,868,921	\$ 400,046,003



# About Economic Assistance Contracts

- Service Delivery
  - 66 relationships with vendors to support clients with accessing community resources providing direct support and education and awareness.
- Data Sharing for Benefit Delivery
  - 18 agreements with Federal Agencies like IRS, SSA, CMS, USDA, USCIS, and state agencies (ND Job Service, ND Department of Instruction) for the purpose of exchanging information to determine eligibility for benefits.
- Operational Contracts
  - 12 state contracts and various service level agreements to manage the ongoing operations and support of Economic Assistance services (IT Contractors, Marketing Contracts, etc.)



# Economic Assistance: Service Delivery



SNAP Nutrition Education with NDSU Family Nutrition Program.



SNAP & TANF Work Support Programs through ND Job Service, Community Options Inc., and Turtle Mountain Employment & Training.



Home Weatherization & Assistance with Furnace Repair & Maintenance with ND Department of Commerce.

Housing stability including Application Counselors, Mediation Services & Housing Facilitation.



Child Care placement partnerships with Mayville State University and YWCA Cass Clay .



Outreach application assistance for EA Services including SNAP, LIHEAP & Housing Stability Services.



Alternatives to Abortion program through Village Family Services offers counseling and education & awareness services to pregnant women.



# Data Sharing & IT Contracts

## Information Technology (IT)

Both Development and Maintenance/Ops contracts for Self- Service Portal and Combined Eligibility System (SPACES)

## IRS

Disclosure of Information to Federal, State and Local Agencies (DIFSLA) Computer Matching Agreement which authorizes the IRS to disclose return information with respect to unearned income to state and local agencies administering benefit programs

## SSA

Computer Matching and Privacy, Protection Act agreement which sets forth the terms and the condition governing disclosures of records, information, or data made by SSA to various State agencies for the purpose of benefit determination

## Federal Agencies & State Agencies

- CMS
- USDA
- UCIS
- ND DPI
- ND Job Service
- Vital Statistics




## Included in 2023-25 Executive Budget Request: Supporting Workforce / Child Care Assistance

Supporting Workforce Initiative: Child Care Assistance \$37.9 M to improve affordability, availability and quality

- Make child care assistance available to more working families - \$22,000,000 (increases by 1,400 families of kids age 0-3)
- Child Care Assistance Infant/Toddler Rate Adjustment - \$12,900,000 (increase state max rate for ages 0-3 by 25%)
- Quality Tiers in Child Care Assistance Fee Schedule - \$3,000,000 (assumes 1,600 slots would qualify for quality boost)

Total	General	Federal
\$37,900,000	\$37,900,000	\$0



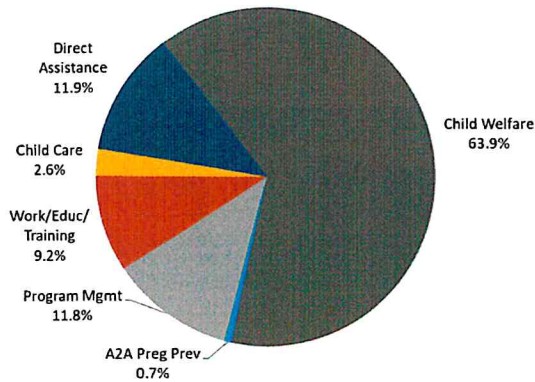


# Included in 2023-25 Executive Budget Request: Investing in Temporary Assistance for Needy Families


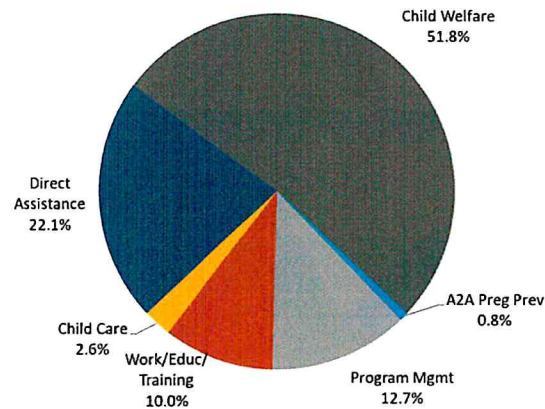
Shift investment of \$7.4 million of state TANF grant from Children & Family Services to Economic Assistance to allow for increased support and services to TANF families

HHS Section	Total	General	Federal
Econ Assist	\$7,496,368	\$0	\$7,496,368
CFS	\$0	\$7,496,368	(\$7,496,368)

ND Budgeted TANF Expenditures 2021-23



ND TANF Expenditures 2023-25 EBR






# Policy Bills with Budget Impact

## Senate Bills

		Federal	General	Status
SB2087 (TANF)	Removes “benefit cap”; allows additional months of earned <b>income disregard</b> in determining eligibility and benefit level	\$137,490		Pass (Senate Floor)
SB2181 (TANF)	Extends TANF eligibility to <b>all pregnant women</b> and removes the “benefit cap”	\$70,940	\$636,980	Do Pass (Sen HS)
SB2190 (CCAP)	Provides <b>annual increase</b> in the CCAP max monthly benefit; eliminates <b>copays</b> for families w/income <=41% of SMI; outreach and <b>application assistance</b> for families		\$13,259,538	Do Pass (Sen HS)
SB2291 (TANF)	Increase TANF benefit amount to at least <b>50% of Fed Pov Level</b>		\$13,703,271	Do Pass (Sen HS)
HB1036 (TANF)	Establishes the maximum TANF benefit at <b>50% or more of Fed Pov Level</b>		\$13,703,271	
SB2129 (TANF)	Amends the <b>alternative to abortion services</b> and provides a <b>general fund appropriation</b>	(\$600,000)	\$1,600,000	





# SB 2012 Section 2

## One-Time Funding – Effect on Base Budget

**SENATE BILL NO. 2012  
DEPARTMENT OF HEALTH AND HUMAN SERVICES' BUDGET  
ECONOMIC ASSISTANCE SECTION**

**SECTION 2 (SECTION 2 of Governor's Recommendation). ONE-TIME FUNDING - EFFECT ON BASE BUDGET - REPORT TO SIXTY-NINTH LEGISLATIVE ASSEMBLY.**

<u>One-Time Funding Description</u>	<u>2021-23</u>	<u>2023-25</u>
Child Care Programs	0	3,000,000





# SB 2012 Section 30

## Exemption – Alternatives to Abortion

**SENATE BILL NO. 2012**  
**DEPARTMENT OF HEALTH AND HUMAN SERVICES' BUDGET**  
**ECONOMIC ASSISTANCE SECTION**

**SECTION 30 (Governor's Recommendation). EXEMPTION.** The amount appropriated for the purpose of alternatives-to- abortion services in chapter 550 of the 2021 Special Session Session Laws is not subject to the provisions of section 54-44.1-11. Any unexpected funds from this appropriation are available for alternatives-to-abortion services during the biennium beginning July 1, 2023, and ending June 30, 2025.






# SB 2012 Section 31 Exemption – SPACES

## SENATE BILL NO. 2012 DEPARTMENT OF HEALTH AND HUMAN SERVICES' BUDGET ECONOMIC ASSISTANCE SECTION

**SECTION 31 (Governor's Recommendation). EXEMPTION.** The amount appropriated for the modification of the department of human services' eligibility systems in chapter 578 of the 2011 Special Session Laws is not subject to the provisions of section 54-44.1-11. Any unexpended funds from this appropriation approved under section 54-44.1-11 for continuation into the 2013-15 biennium, then the 2015-17 biennium, then the 2017-19 biennium, then the 2019-21, and then 2021-23 biennium are available for the completion of the modification of the eligibility systems project during the biennium beginning July 1, 2023, and ending June 30, 2025.



# SB 2012 Section 38

## Federal Funding Appeal Limitation


**SENATE BILL NO. 2012**  
**DEPARTMENT OF HEALTH AND HUMAN SERVICES' BUDGET**  
**ECONOMIC ASSISTANCE SECTION**

**SECTION 38 (Governor's Recommendation). DEPARTMENT OF HUMAN SERVICES - FEDERAL FUNDING APPEAL LIMITATION.** Except as otherwise specifically provided by federal law, a person may not appeal a denial, revocation, reduction in services or payment, or the termination of a program or service by the department of human services due to the unavailability of federal coronavirus funding received under federal law resulting from the federal coronavirus pandemic emergency declaration for the biennium beginning July 1, 2023, and ending June 30, 2025.





# On the horizon for Economic Assistance



- Embracing a regional processing approach for SNAP, CCAP, LIHEAP, TANF, and Medicaid eligibility
  - Eligibility “redesign” goes live in February 2023
- Child Care Affordability
  - Connecting more working families to child care assistance to keep cost of child care within 7% of household income.
- Modernizing the TANF Program
  - Continue to strategies modernization efforts to ensure the TANF program delivers a meaningful impact for women and children.



## Contact information

# Michele Gee

Director, Economic Assistance Section

[mgee@nd.gov](mailto:mgee@nd.gov)

[www.hhs.nd.gov/applyforhelp](http://www.hhs.nd.gov/applyforhelp)

