



Senate Bill 2012

Senate Appropriations Committee
Senator Bekkedahl, Chairman

Medicaid and Long-Term Care | January 16, 2023



Health & Human Services

HHS Goal: Help ND become the healthiest state in the nation

We'll focus on three actions to accomplish this:

Invest in the
FOUNDATIONS
of well-being



Economic
Health



Behavioral
Health



Physical
Health

Ensure everyone has the
opportunity to realize
their **POTENTIAL**



Strong, Stable
Families



Services Closer
to Home



Early Childhood
Experiences

Efficiency
Through
Redesign

High-
Performing
Team

Give everyone the
OPPORTUNITY to
decide to:



Be Healthy



Be Active



Find & Prevent
Disease Early

Presentation roadmap

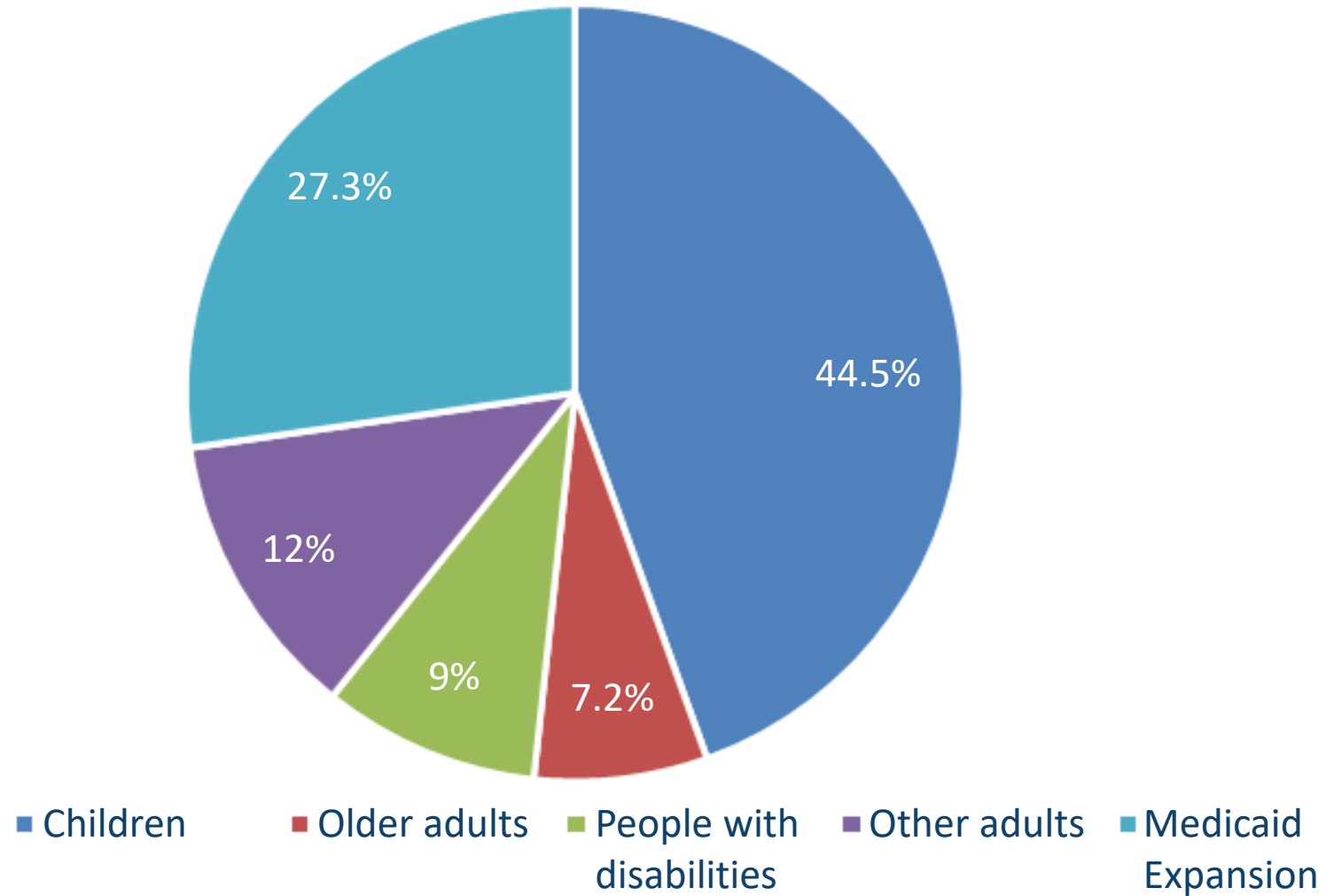
- Who we serve
- Differences between fee-for-service Medicaid and Medicaid Expansion
- Improving the lives of North Dakotans:
 - 2021-2023 Accomplishments
 - Current and future challenges
- 2023-2025 budget requirements



Who we serve

Medicaid members are our friends, family and neighbors. Medicaid provides health care coverage for low-income families, children, pregnant women, people with disabilities and older adults.

Who is covered by ND Medicaid?





Faces of Medicaid

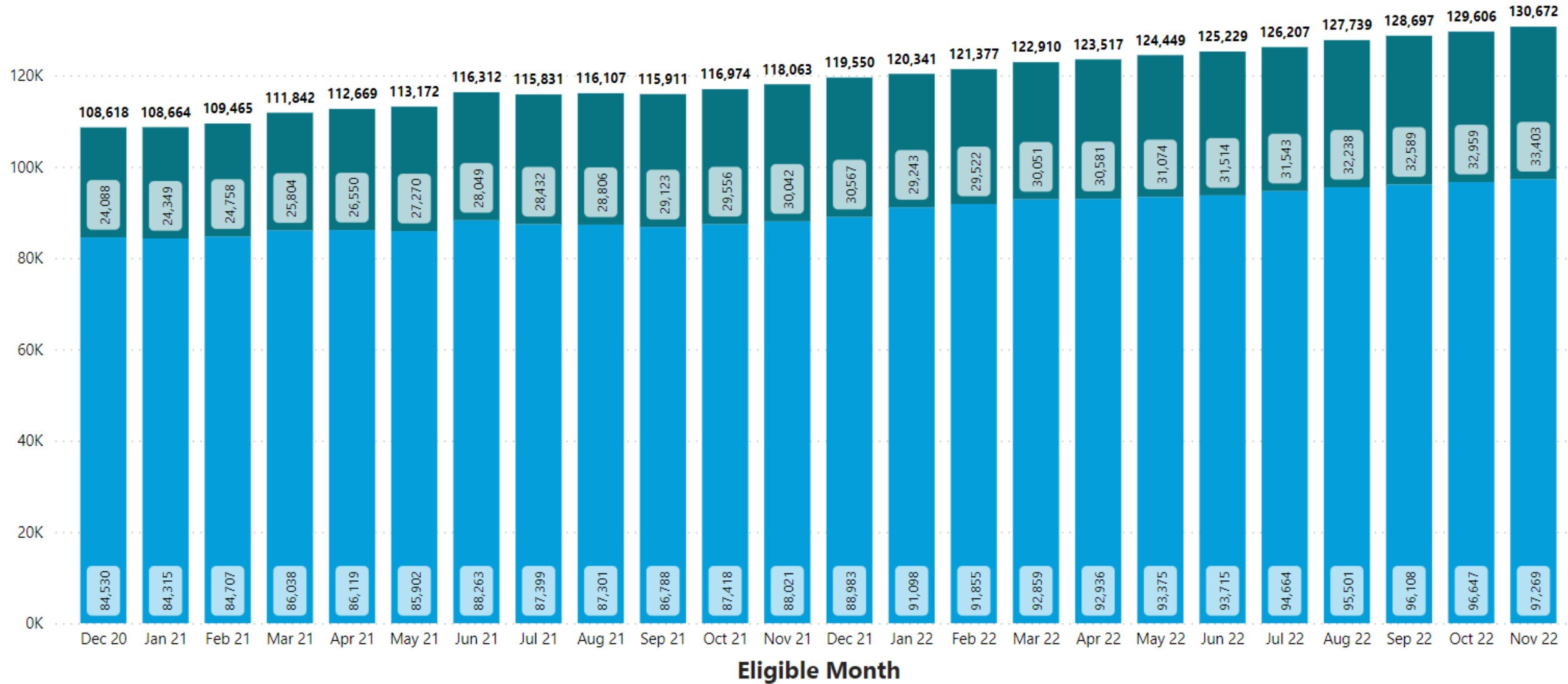
Faces of Medicaid was born out of a need to help North Dakotans understand who the ND Medicaid program serves and its life-changing impact.

- [Cuwe's Story](#)
- [Raya's Story](#)
- [Colin's Story](#)
- [Sandy's Story](#)

Medicaid Eligibles (previous 24 months)



● Traditional Medicaid ● Medicaid Expansion



How we pay – differences between Traditional Medicaid and Medicaid Expansion

Traditional Medicaid (fee for service)

State pays providers directly for each covered service received by a Medicaid member.

Only pay for services received by members.

Medicaid Expansion

State pays a monthly fee (called a premium or capitation payment) to the managed care organization (MCO).

Monthly fee is paid to MCO regardless of member use of services.

21-23 Accomplishments



Design of value-based payment programs for Prospective Payment System (PPS) hospital systems and nursing facilities



Medicaid Expansion – new managed care organization (Blue Cross Blue Shield of ND); includes value-based payment program



Medicaid Expansion – moved 19/20-year-old members to HHS-administered traditional Medicaid benefit plan. This change will save an estimated \$4.5 million in state general funds in the first 18 months.



Big steps towards modernization of the Medicaid Management Information System (MMIS)



Extension of postpartum Medicaid coverage for new mothers

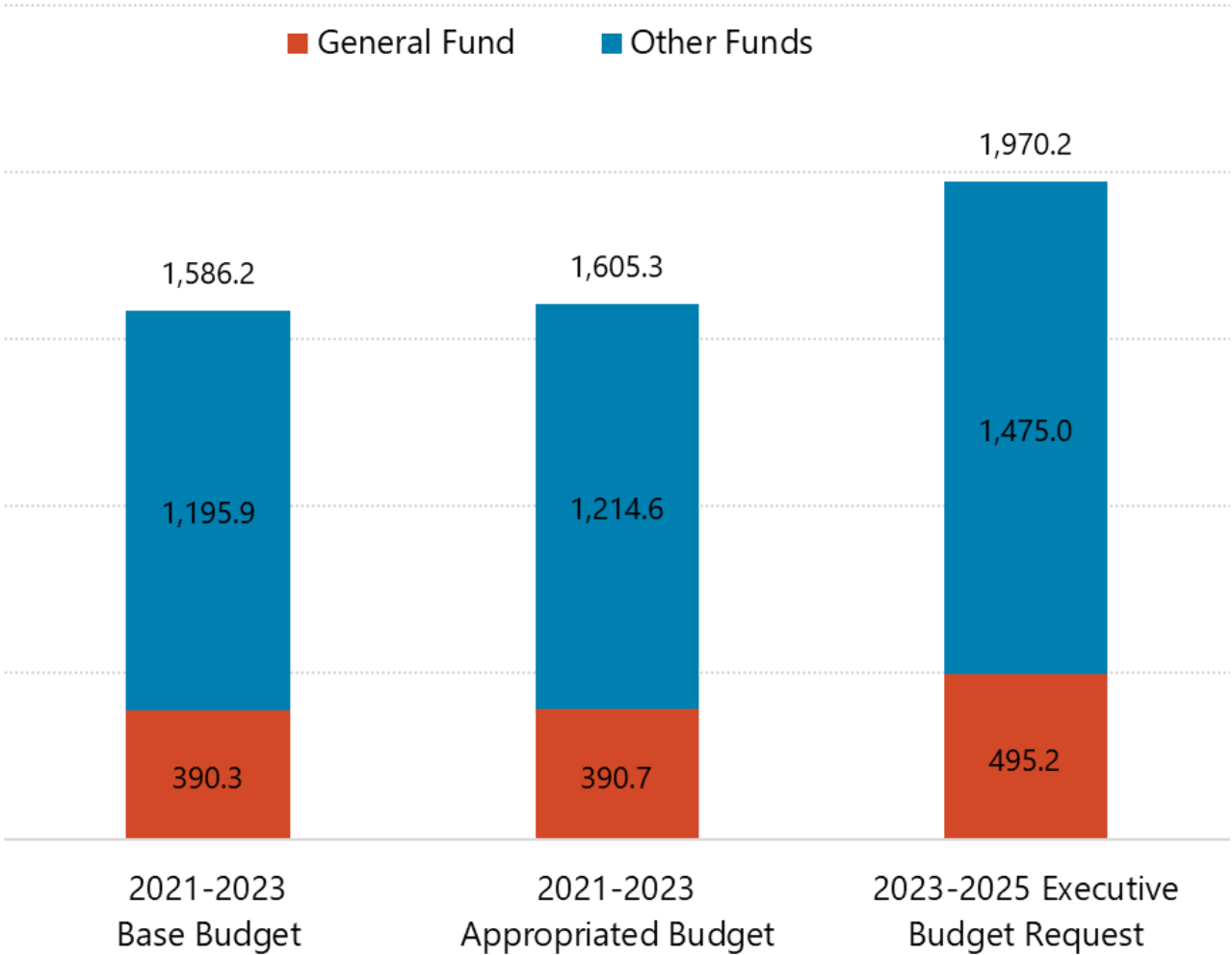
Current and Future Challenges

- Medicaid continuous coverage requirement since March 2020; ends March 31, 2023.
- No state has ever had to redetermine eligibility for this many members in a single year.
- Federal government rulemaking will impact Medicaid – eligibility and managed care rule updates expected in 2023
- Finding ways to effectively control health care cost growth in ND

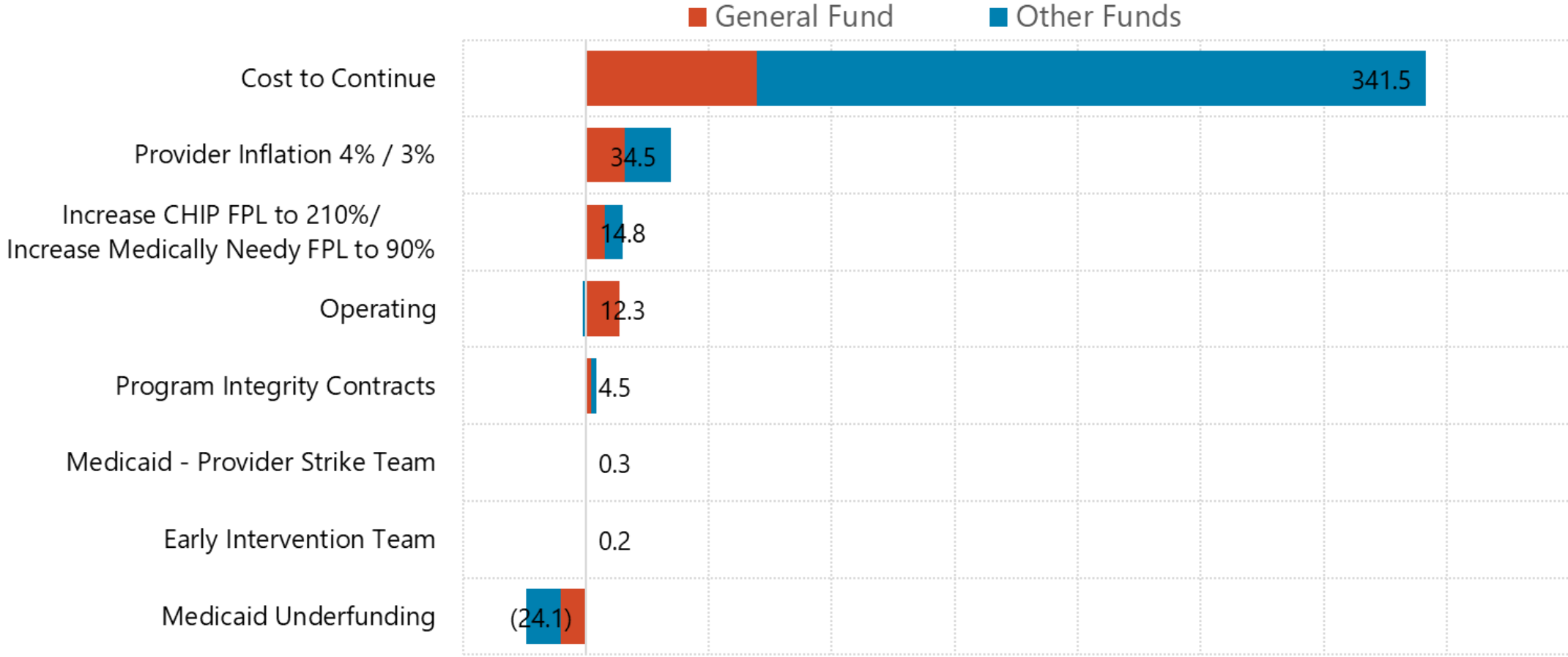
Overview of budget changes – Medical

Description	2021 - 2023 Budget Base	Increase/ (Decrease)	2023 - 2025 Executive Budget
Salaries and Benefits	\$ 17,007,365	\$ 4,412,642	\$ 21,420,007
Operating	57,421,939	16,998,496	74,420,435
IT Services	14,331	-	14,331
Capital Asset Expense	-	-	-
Capital Assets	-	-	-
Grants	1,511,767,760	362,528,325	1,874,296,085
Total	\$ 1,586,211,395	\$ 383,939,463	\$ 1,970,150,858
General Fund	\$ 390,333,440	\$ 104,825,433	\$ 495,158,873
Federal Funds	1,104,070,486	311,547,367	1,415,617,853
Other Funds	91,807,469	(32,433,337)	59,374,132
Total Funds	\$ 1,586,211,395	\$ 383,939,463	\$ 1,970,150,858
Full Time Equivalent (FTE)	90.50	3.00	93.50

Overview of Medical budget changes (in millions)



Overview of Medical budget changes (in millions)



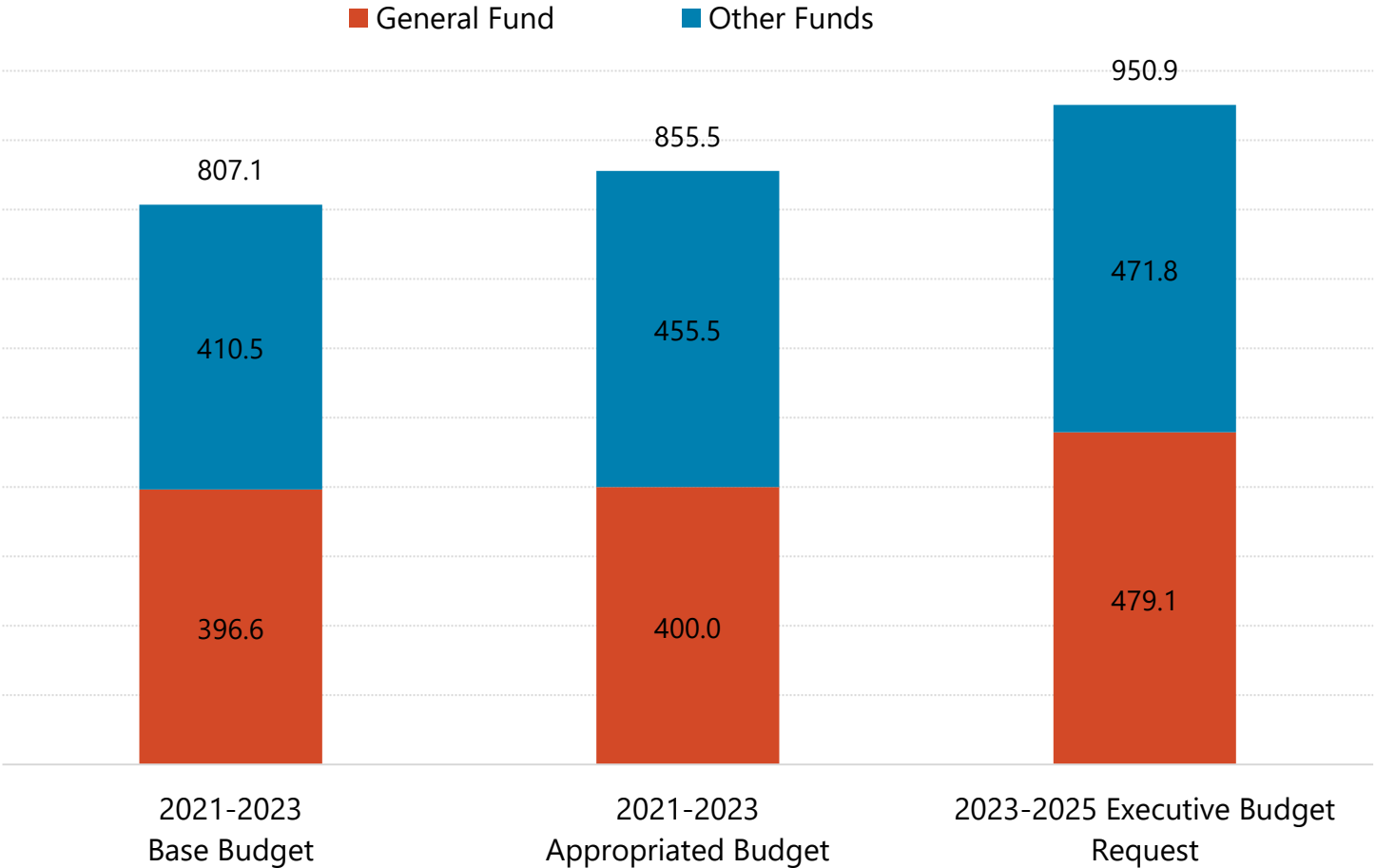
Overview of budget changes – LTC

Description	2021 - 2023 Budget Base		Increase/ (Decrease)		2023 - 2025 Executive Budget	
Salaries and Benefits	\$	-	\$	-	\$	-
Operating		-		-		-
IT Services		-		-		-
Capital Asset Expense		-		-		-
Capital Assets		-		-		-
Grants		807,135,162		143,807,148		950,942,310
Total	\$	807,135,162	\$	143,807,148	\$	950,942,310

General Fund	\$	396,629,520	\$	82,489,970	\$	479,119,490
Federal Funds		409,193,642		62,317,178		471,510,820
Other Funds		1,312,000		(1,000,000)		312,000
Total Funds	\$	807,135,162	\$	143,807,148	\$	950,942,310

Full Time Equivalent (FTE)		-		-		-
----------------------------	--	---	--	---	--	---

Overview of LTC budget changes (in millions)



Overview of LTC budget changes (in millions)

