



## House Bill 1012

House Appropriations | Human Resources Division  
Representative Nelson, Chairman

Medical Services Overview | Sarah Aker | Executive Director

January 14, 2025



Health & Human Services

# Our Vision

North Dakota is the healthiest state in the nation.

# Our Mission

HHS fosters positive, comprehensive outcomes by promoting economic, behavioral and physical health, ensuring a holistic approach to individual and community well-being.

# Acronyms

AMP - Average Manufacturer Price  
BCBS ND – Blue Cross Blue Shield of North Dakota  
CAH – Critical Access Hospital  
CCBHC – Certified Community Behavioral Health Clinic  
CFR – Code of Federal Regulation  
CMS – Centers for Medicare & Medicaid Services  
CON – Certificate of Need  
CY – Calendar Year  
DME – Durable Medical Equipment  
DOCR – ND Department of Corrections & Rehabilitation  
DRG – Diagnosis Related Group  
DSH – Disproportionate Share Hospital  
D-SNP – Dual Eligible Special Needs Plan  
DUR – Drug Use Review  
EAPG – Enhanced Ambulatory Patient Groups  
EPSDT – Early, Periodic, Screening, Diagnosis, & Treatment  
FFM – Federally Facilitated Marketplace  
FFP – Federal Financial Participation  
FFS – Fee for Service  
FFY – Federal Fiscal Year (October 1 – September 30)  
FMAP – Federal Medical Assistance Percentage  
FPL – Federal Poverty Level  
FQHC – Federally Qualified Health Center  
FTE – Full Time Equivalent  
GME – Graduate Medical Education  
HCBS – Home and Community Based Services  
HHS – ND Department of Health & Human Services  
HIE – Health Information Exchange

HIN – Health Information Network  
HSC – Human Service Center  
HSZ – Human Service Zone  
IAPD – Implementation Advance Planning Document  
ICF – Intermediate Care Facility  
IHS – Indian Health Services  
IMD – Institution for Mental Disease  
LOC – Level of Care  
LS – Long Stay  
LTC – Long Term Care  
MCO – Managed Care Organization  
MDRP - Medicaid Drug Rebate Agreement  
MFCU – Medicaid Fraud Control Unit  
MLR – Medical Loss Ratio  
MMIS – Medicaid Management Information System (Claims Processing System)  
MOE – Maintenance of Effort  
NEMT – Non-Emergency Medical Transportation  
NF – Nursing Facility  
NFIP – Nursing Facility Incentive Program  
OAPD – Operational Advance Planning Document  
OOS – Out of State  
PACE – Program of All Inclusive Care for the Elderly  
PA – Prior Authorization  
Part D – Medicare Prescription Drug Program  
PDL – Preferred Drug List  
PDMP – Prescription Drug Monitoring Program  
PDPM – Patient Driven Payment Model  
PDN – Private Duty Nursing  
PERM – Payment Error Rate Measurement

PHE – Public Health Emergency  
PMPM – Per Member Per Month  
PPS – Prospective Payment System  
PRTF – Psychiatric Residential Treatment Program  
PUPM – Per Utilizer Per Month  
QRTP – Qualified Residential Treatment Program  
QSP – Qualified Service Provider  
RFP – Request for Proposal  
RHC – Rural Health Clinic  
RVU – Relative Value Unit  
Rx - Prescription  
SA – Service Authorization  
SFY – State Fiscal Year (July 1 – June 30)  
SNAP – Supplemental Nutritional Assistance Program  
SPA – State Plan Amendment  
SSA – Social Security Administration  
SSP – Self Service Portal  
SSI – Supplemental Security Income  
TANF – Temporary Assistance for Needy Families  
Title XIX – Medicaid  
Title XXI (CHIP) – Children’s Health Insurance Program  
TMSIS – Transformed Medicaid Statistical Information System  
TPL – Third Party Liability  
UPL – Upper Payment Limit  
UR – Utilization Review  
UTI – Urinary Track Infection  
VBP – Value Based Purchasing  
WIC – Women, Infant, Children Program

# Medical Services Presentation Roadmap

- Who We Serve
- Who We Are
- Improving the Lives of North Dakotans
- 2025 – 2027 Budget & Other Resource Requirements
- Summary

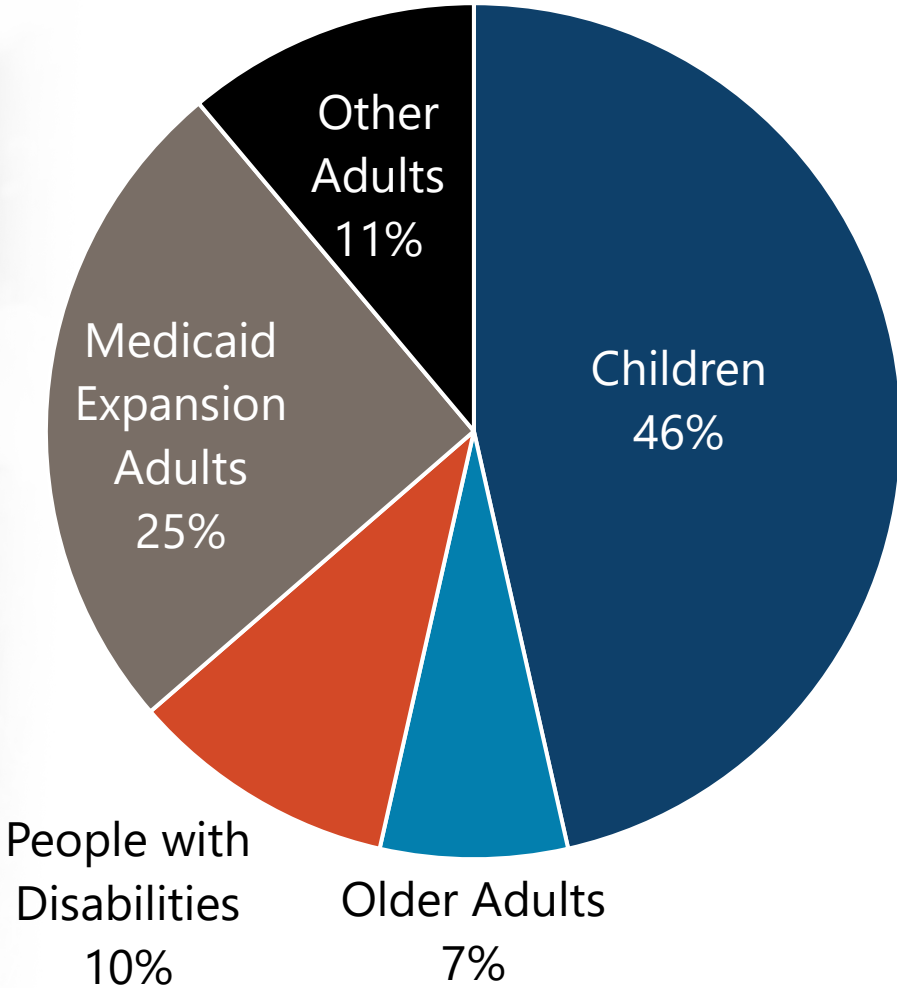


# Who We Serve

North Dakota Medicaid



# Who is covered by North Dakota Medicaid?



### State Fiscal Year 2024

- 152,273 Unduplicated Individuals
- 112,558 Average Monthly Enrollment

# Who We Serve



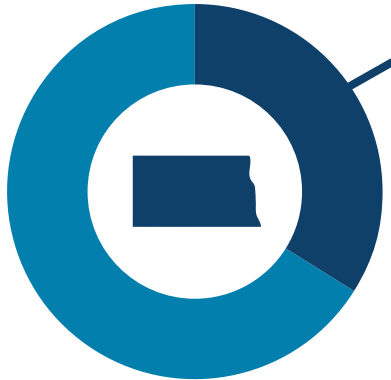
Nearly **1 in 7 North Dakotans** in any given month will have health coverage through Medicaid or CHIP



**52.5% nursing facility residents** are paid by Medicaid



Up to **1 of every 3 children** under the age of 19 in North Dakota has health coverage through Medicaid or CHIP



**34% of children born in North Dakota** will be on Medicaid or CHIP during their first year of life

# Federal Poverty Level & HHS Programs

## 2024 CALENDAR YEAR FEDERAL POVERTY GUIDELINES

### Annual Amount at Various Income Percentage Levels

Family Size	34%	100%	130%	138%	175%	185%	205%
1	\$5,120	\$15,060	\$19,578	\$20,783	\$26,355	\$27,861	\$30,873
2	\$6,950	\$20,440	\$26,572	\$28,207	\$35,770	\$37,814	\$41,902
3	\$8,779	\$25,820	\$33,566	\$35,632	\$45,185	\$47,767	\$52,931
4	\$10,608	\$31,200	\$40,560	\$43,056	\$54,600	\$57,720	\$63,960
5	\$12,437	\$36,580	\$47,554	\$50,480	\$64,015	\$67,673	\$74,989
6	\$14,266	\$41,960	\$54,548	\$57,905	\$73,430	\$77,626	\$86,018
7	\$16,096	\$47,340	\$61,542	\$65,329	\$82,845	\$87,579	\$97,047
8	\$17,925	\$52,720	\$68,536	\$72,754	\$92,260	\$97,532	\$108,076

<b>Children</b>	<b>205%</b>
<b>Parent/Caretaker</b>	<b>34%</b>
<b>Expansion Adults</b>	<b>138%</b>
<b>Pregnant Women</b>	<b>175%</b>
<b>SNAP</b>	<b>130%</b>
<b>WIC</b>	<b>185%</b>



# Who We Are

Medical Services Division

# What is Medicaid?

- Medicaid is the nation's publicly financed health care coverage program for low-income people enacted in 1965 under Title XIX of the Social Security Act and Title XXI of the Children's Health Insurance Program (CHIP) enacted in 1997
  - An entitlement program that requires all eligibles to receive services and is funded through federal and state dollars
  - Provides health coverage for eligible individuals
  - It is a Federal – State partnership
- States administer the Medicaid program
  - Each state plan is different due to optional services provided making it difficult to compare states side-by-side
- Medicaid is separate from Medicare
  - Medicare is for individuals 65 years and older for all incomes, and for people with disabilities
  - Medicare is a federally administered and funded program
  - Individuals can be eligible for both Medicare and Medicaid.

# Medicaid Regulations

Federal Government

Social Security Act (SSA)

Title XIX - Medicaid  
Title XXI - CHIP

Code of Federal Regulations (CFR)

42 CFR Part IV

State Medicaid Director Letters (SMDLs)  
and State Health Official (SHO) Letters

Supplemental guidance issued by the Center for Medicare and Medicaid Services (CMS) containing CMS policy interpretations of the SSA or CFR.

Medicaid State Plan & Medicaid Waivers

Acts as a contract between the state and the federal government describing how North Dakota administers the state's Medicaid program and waivers of the Medicaid program.

Century Code

50-24.1 – Medical Assistance for Needy Persons  
50-24.6 – Medical Assistance Drug Use Review and Authorization  
50-29 – Children's Health Insurance Program

Administrative Code

75-02-02 – Medical Services  
75-02-02.1 – Eligibility for Medicaid  
75-02-05 – Provider Integrity  
75-02 – Economic Assistance  
75-03 – Community Services  
75-04 – Developmental Disabilities

State Billing and Policy Manuals

ND Medicaid guidance for providers regarding covered services and billing requirements.

State Government

# Mandatory and Optional Covered Services

## Mandatory Services

- Inpatient hospital
- Outpatient hospital
- EPSDT: Early and Periodic Screening, Diagnostic and Treatment Services
- Nursing facility
- Home health
- Physician services
- Rural health clinic services
- Federally qualified health center services
- Laboratory and x-ray services
- Family planning services
- Nurse midwife services
- Certified Pediatric and Family Nurse Practitioner services
- Transportation to medical care
- Tobacco cessation counseling for pregnant women

## North Dakota Optional Services

- Prescription Drugs
- Clinic services
- Physical therapy, occupational therapy and speech, hearing and language disorder services
- Respiratory care services
- Podiatry services
- Optometry services and eyeglasses
- Dental services and dentures
- Prosthetics
- Chiropractic services
- Personal Care and Private Duty Nursing services
- Hospice
- Case Management
- Services for Individuals Age 65 or Older in an IMD
- Services in an ICF for individuals with an intellectual disability
- 1915(i) and 1915(c) Home and Community Based Services
- Inpatient psychiatric services for individuals under age 21
- Basic Care

# Medicaid Waivers



- Waivers are a method for a state to test new or different ways to deliver and pay for health care services
  - Cannot waive the basic tenants of Medicaid
  - Cannot cap overall Medicaid enrollment
  - Must be cost/budget neutral
- Can vary from existing federal Medicaid requirements in certain areas
  - Access to services
  - Level of care requirements
  - Services Provided
  - Population Served
- Specific process to obtain Waivers
  - Requires a series of detailed steps, including an application and public notice
  - Requires a series of negotiations between the state and the federal government
- Common waivers include 1915(c) and 1115 waivers.



# North Dakota Medicaid Waivers

## 1915(c) Home and Community Based Services (HCBS) Waivers

- Autism Spectrum Disorder Waiver
- Children's Hospice Waiver
- Waiver for Medically Fragile Children
- Waiver for Home and Community Based Services
- Traditional Intellectual Disabilities and Developmental Disabilities HCBS Waiver

- 1915(c) waivers have two components of eligibility:
  - Functional Need
    - Assessments are used to measure an individual's needs. The assessment helps shape the care plan in addition to verifying eligibility.
  - Financial
    - For waivers, only the income of the individual applying for the waiver's income is used to determine financial eligibility.
    - Allows coverage of disabled individuals at incomes higher than those that would traditionally qualify for Medicaid.

# HCBS Programs and Populations

	Intellectual and Developmental Disabilities	Physical Disabilities	Behavioral Health	
	Medicaid State Plan			
 <b>Adults</b>	Traditional Intellectual Disabilities and Developmental Disabilities HCBS Waiver	Waiver for Home and Community Based Services Programs for All Inclusive Care for the Elderly (PACE)	1915(i)	
	Medicaid State Plan			
 <b>Children</b>	Traditional Intellectual Disabilities and Developmental Disabilities HCBS Waiver	Waiver for Medically Fragile Children	1915(i)	<div style="background-color: #f8d7da; padding: 5px;">Children's Hospice Waiver</div>
	Autism Spectrum Disorder Waiver			



Money Follows the Person

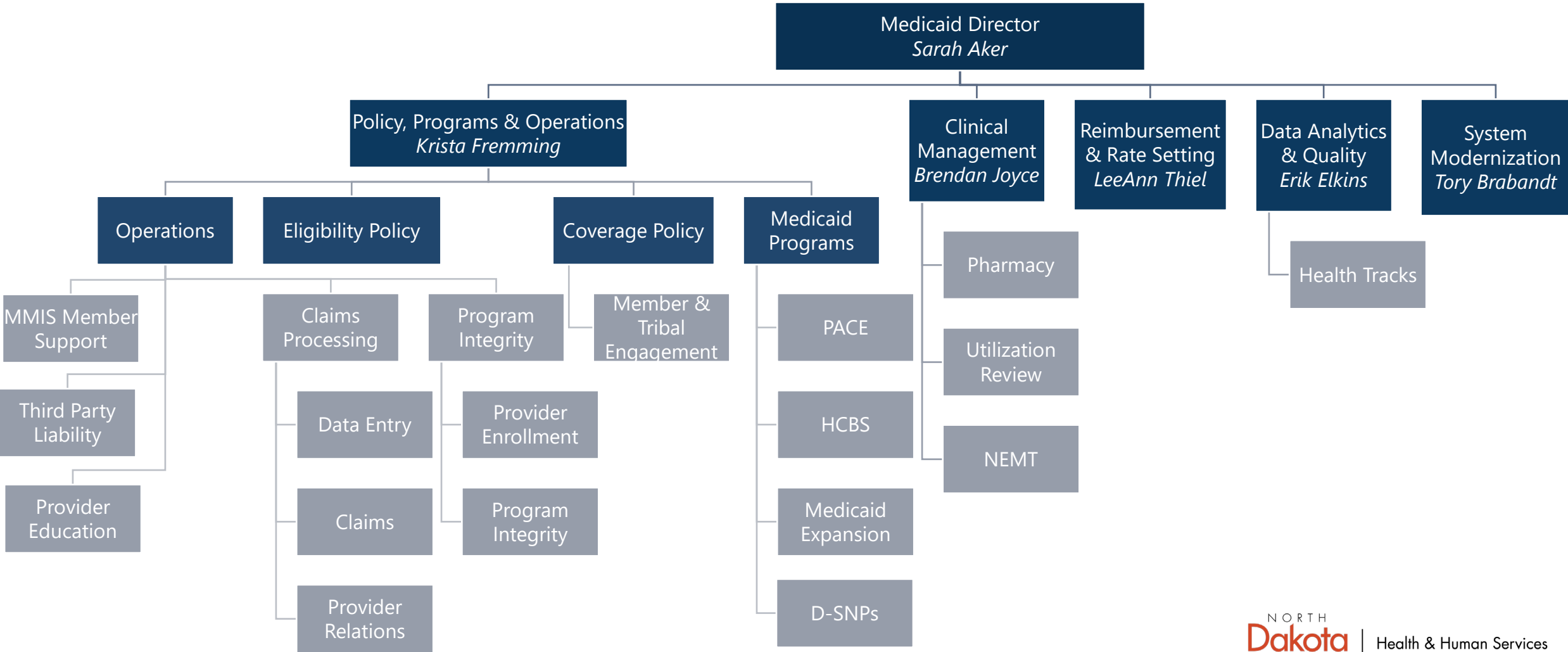


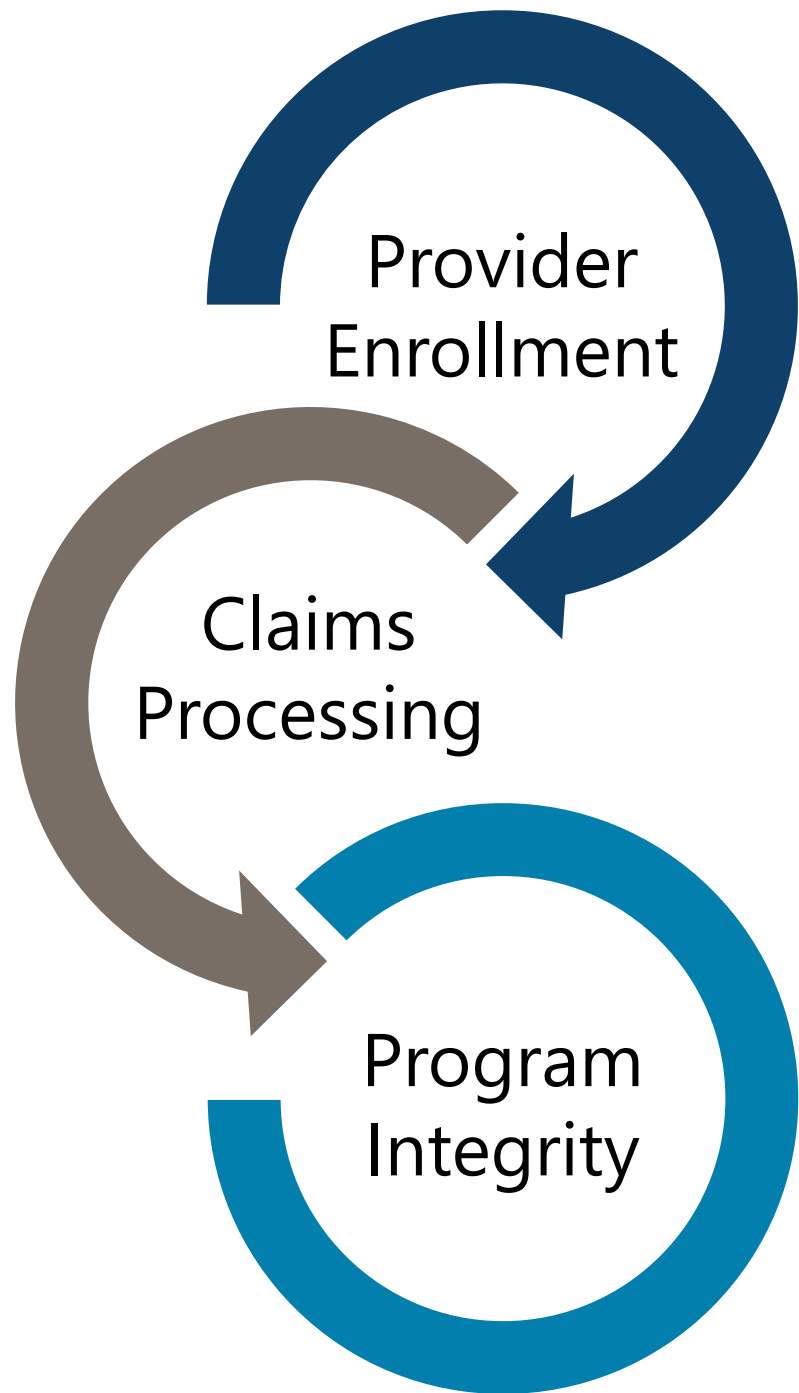
# Federal Regulation Changes Issued in 2024

- Interoperability Final Rule
- Eligibility Final Rule
- Access to Care Final Rule
- Managed Care Final Rule
- Minimum Staffing Requirements Final Rule



# Medical Services Division





## PROVIDER ENROLLMENT

- Ensures providers meet all federal and state standards to enroll as a Medicaid provider and remain an eligible provider.
- ND Medicaid has over 24,000 enrolled providers.
- On average, new enrollments were processed within 11 days.

## CLAIMS PROCESSING

- Processes claims for services from Medicaid providers.
  - Includes claim functions for other state entities (ex. DOOCR).
- Over 7 million claims processed annually. Claims were processed within 7 days of receipt during SFY24.
  - Data entered 44,115 paper claims in SFY24.
  - Manually processed 634,972 claims in SFY24.
- Answered over 52,000 annual calls from providers & members.

## PROGRAM INTEGRITY

- Conducts federally mandated review process through post-payment provider reviews and investigates reports of fraud, waste and abuse.
- Medical Services staff works alongside the Medicaid Fraud Control Unit (MFCU) & CMS Program Integrity Contractors.

# Program Integrity

- Post-Payment Reviews
- Ad Hoc Audits
- Recurring Audits
- Fraud, Waste, Abuse Investigations
- Payment Error Rate Measurement (PERM)
- Unified Program Integrity Contractor Coordination
- Medicaid Fraud Control Unit Coordination

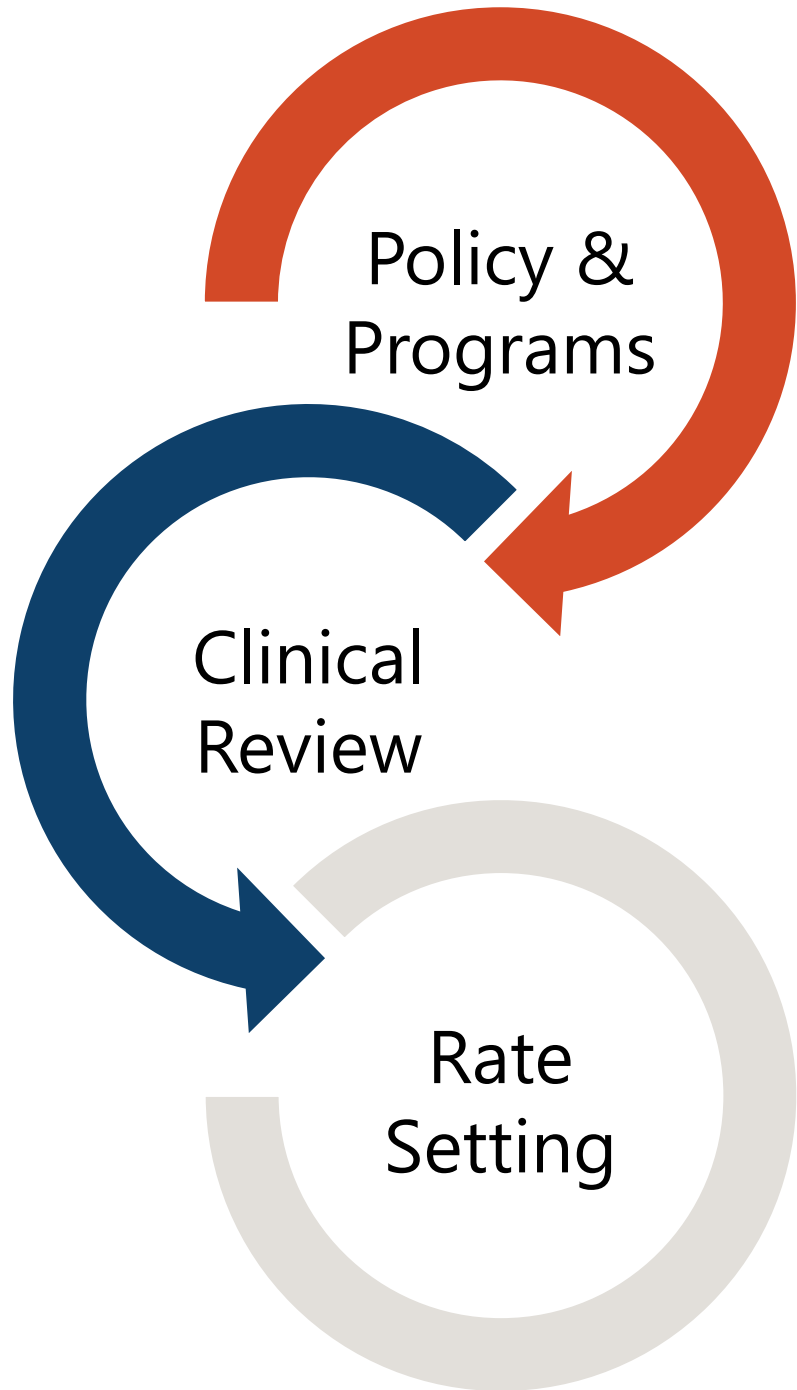
## • 2024 Provider Fraud, Waste, Abuse:

- Total Opened FWA Cases: 49
- MFCU Referrals: 6
- Provider Terminations: 16

## • PERM

- ND last completed PERM in 2022. Current PERM audit in process.

	North Dakota 2022	National 2022	National 2023	National 2024
Fee-for-Service	3.0%	10.42%	6.90%	4.83%
Eligibility	5.0%	11.89%	5.95%	3.31%
Overall	6.9%	15.62%	8.58%	5.09%



## POLICY & PROGRAM ADMINISTRATION

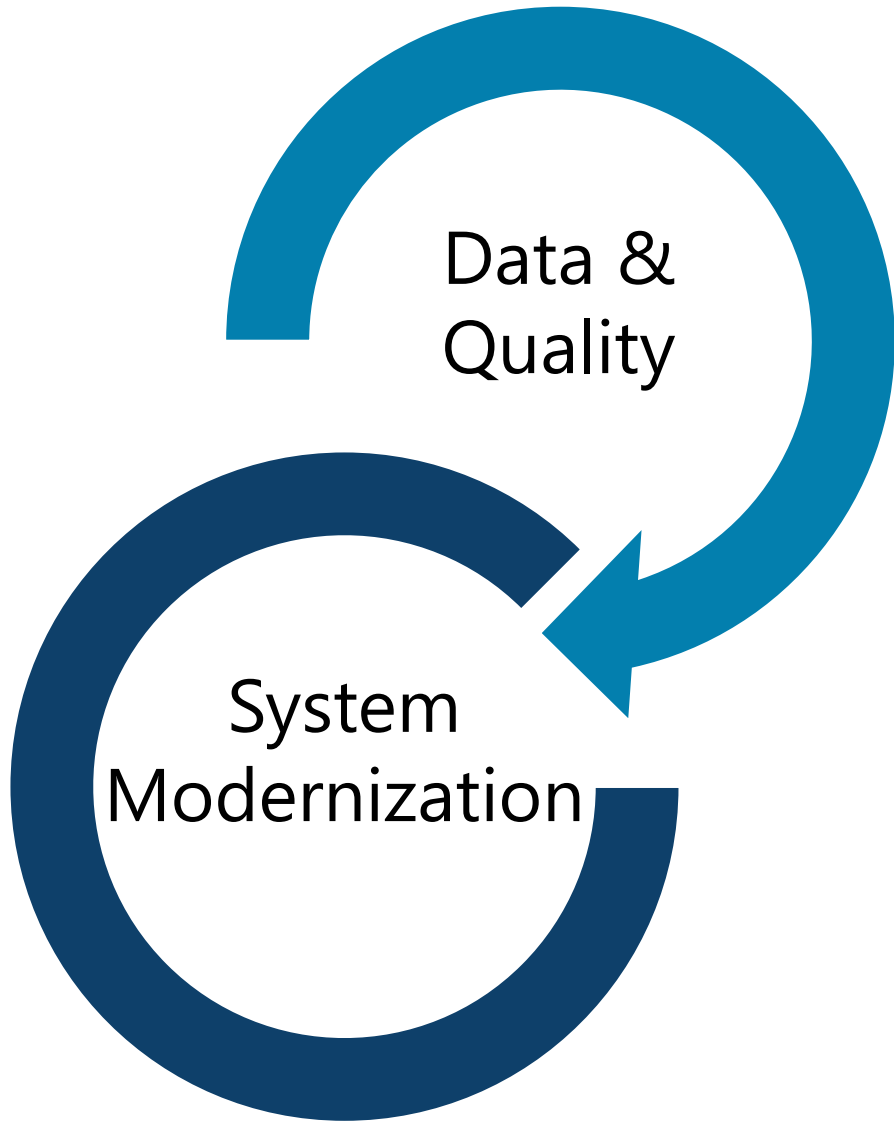
- Eligibility & Coverage Policy
- HCBS Operations & Oversight
- Managed Care Oversight
- Provider, Member & Tribal Engagement

## CLINICAL REVIEW & PHARMACY MANAGEMENT

- Service Authorization & Certification of Need
- Non-Emergency Medical Transportation
- Hospital Complex Discharge Planning
- Drug Utilization Review
- Preferred Drug List (PDL) & Supplemental Drug Rebates

## REIMBURSEMENT & RATE SETTING

- Research, calculate, and set provider rates and rate methodologies.
- Review & audit provider cost reports.
- Calculate Medicaid Upper Payment Limits.



## DATA & QUALITY

- Data Analytics & Reporting
- Quality Strategy
- Health Tracks
- Value Based Programs

## SYSTEM MODERNIZATION

- Implement Medicaid IT Roadmap to ensure systems are up to date.
- Responsible for submitting IAPD and OAPD for Medicaid systems to capture enhanced federal match.
- Current & Upcoming Modernization Projects:
  - Systems Integrator | Leidos | Kicked-Off May 2024
  - Module 1: Provider Enrollment | RFP Draft in Progress

# 2022 Single Audit

## Findings and Programmatic Recommendations

- 2022-008 Medicaid Cluster. Develop a corrective action plan to address the errors identified in the audit and recover payments made on unsupported claims. *The Department recovered payments made on unsupported claims. HHS continues to educate providers about documentation requirements for Medicaid services.*
- 2022-009 Medicaid Cluster. Complete a risk analysis and security review of MMIS biennially. *A security review and penetration test was completed by NDIT in 2023. Another is scheduled for 2025.*
- 2022-010 Medicaid Cluster. Ensure the medical loss ratio report is finalized as outlined in the contract and all required documentation is properly maintained. *The Department re-procured the Medicaid Expansion Managed Care Organization contract with a January 1, 2022 start date. As part of that process, the contract was revised and more specific terms related to the MLR requirements were included in the contract.*
- 2022-011 Medicaid Cluster. Review access rights to the Medicaid Management Information System (MMIS) fee schedule and all major Medicaid information systems on a regular basis. *HHS and NDIT have implemented a quarterly review of all security roles associated to each user within MMIS. These are sent to the individual's manager to either retain or remove their current access. If no response is received, the security roles are automatically removed. The most recent review was completed in December 2024.*
- 2022-019 Children's Health Insurance Program. Review the SPACES system edit checks and ensure eligibility determinations made for the CHIP programs are proper. We also recommend corrections to payments and Federal reimbursement of CHIP. *With the end of the continuous enrollment requirement in April 2023, system edits checks were put back in place as part of the Department's Unwinding activities.*

# Successes

- Value Based Purchasing Implementation
- Unwinding
- Systems Integrator Procurement
- D-SNP Implementation
- Medicaid School Based Administrative Claiming Implementation
- Member, Provider, & Tribal Engagement
- Complex Discharge Coordination
- Increased Customer Support
  - QSP Provider Enrollment Portal
- Collaboration Across HHS & State Agencies
  - ND HIN OAPD Funding
  - Cross Disability Waiver Planning
  - Data Sharing with DPI

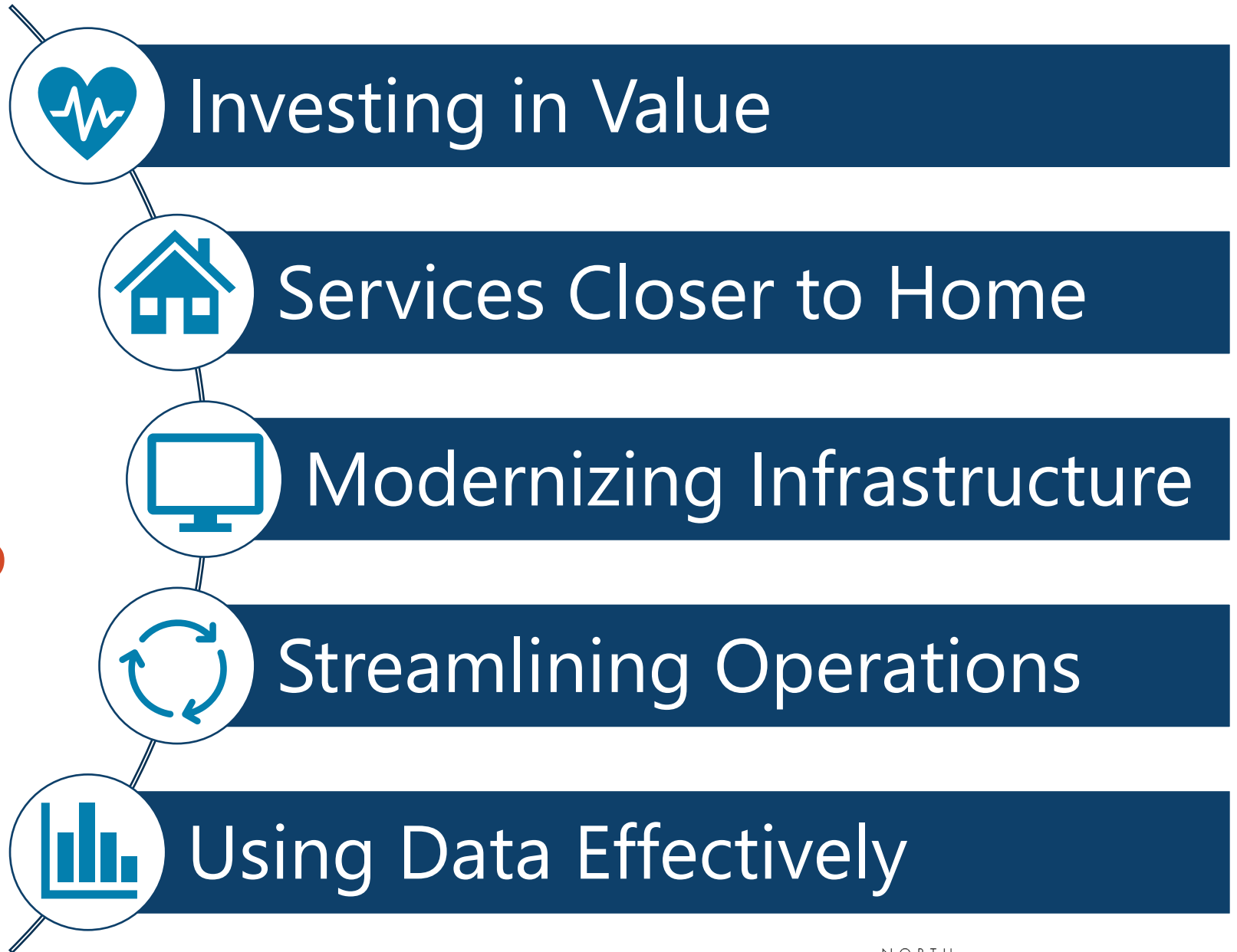


# Challenges, Opportunities, & Areas of Risk

- Federal Regulations & Limitations
- Community vs. Institutional Care
- Barriers to Discharge & Complex Patients
- Access to Certain Services
- Data & System Limitations
- Vendor & Provider Accountability
- Provider Partnerships
- Rate Strategy
- Competing Priorities & Finite Resources



# Our Key Priorities



# Goals for the Next Biennium

- Bending the Cost Curve
- Delivering Whole Person Care
- Promoting Sustainability & Value
- Improving the Member & Provider Experience

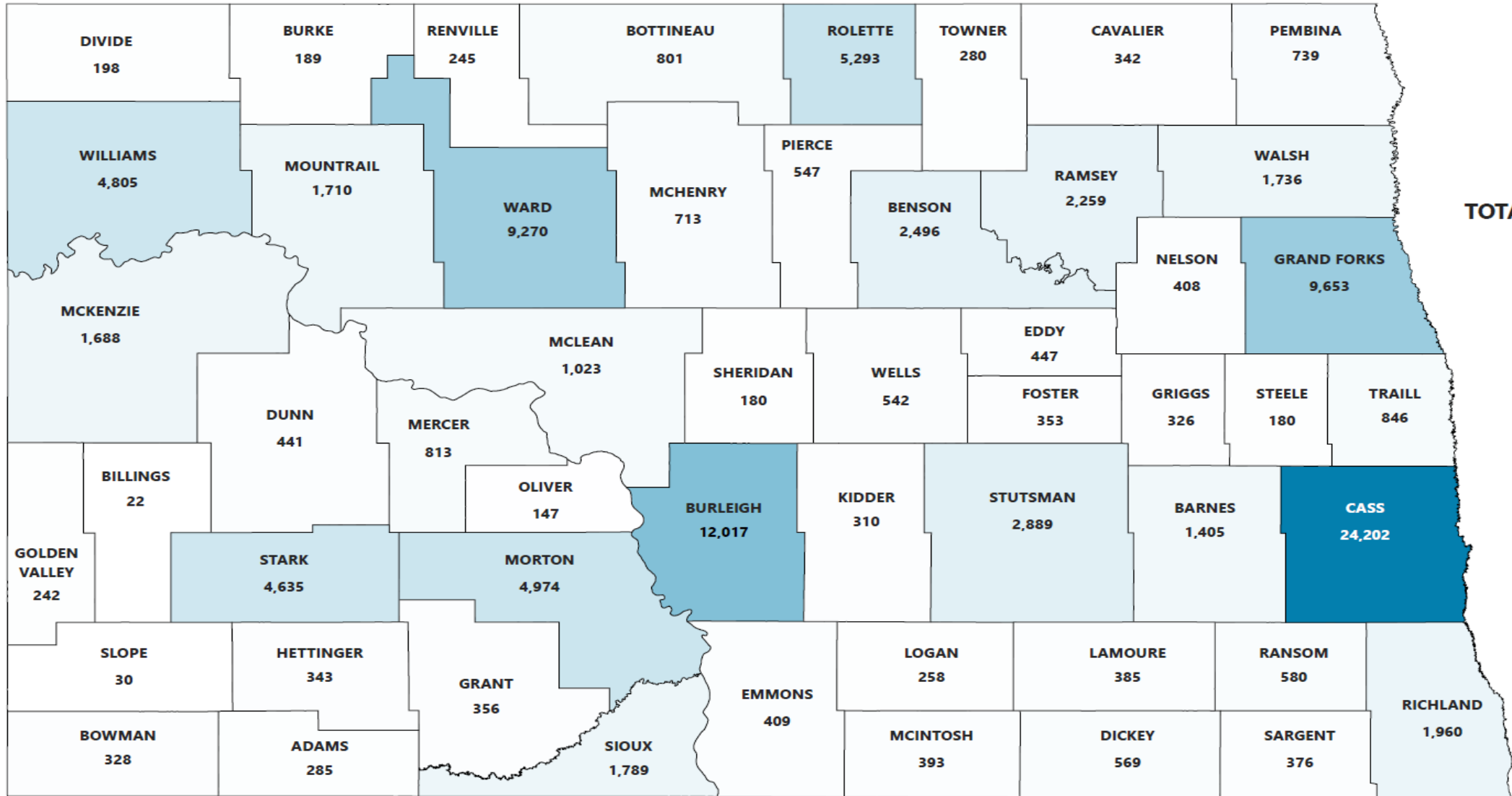


# Improving the Lives of North Dakotans

# Eligibles & Unwinding

# MEDICAID ELIGIBLES BY COUNTY

December 2024



**TOTAL ELIGIBLES**  
107,619

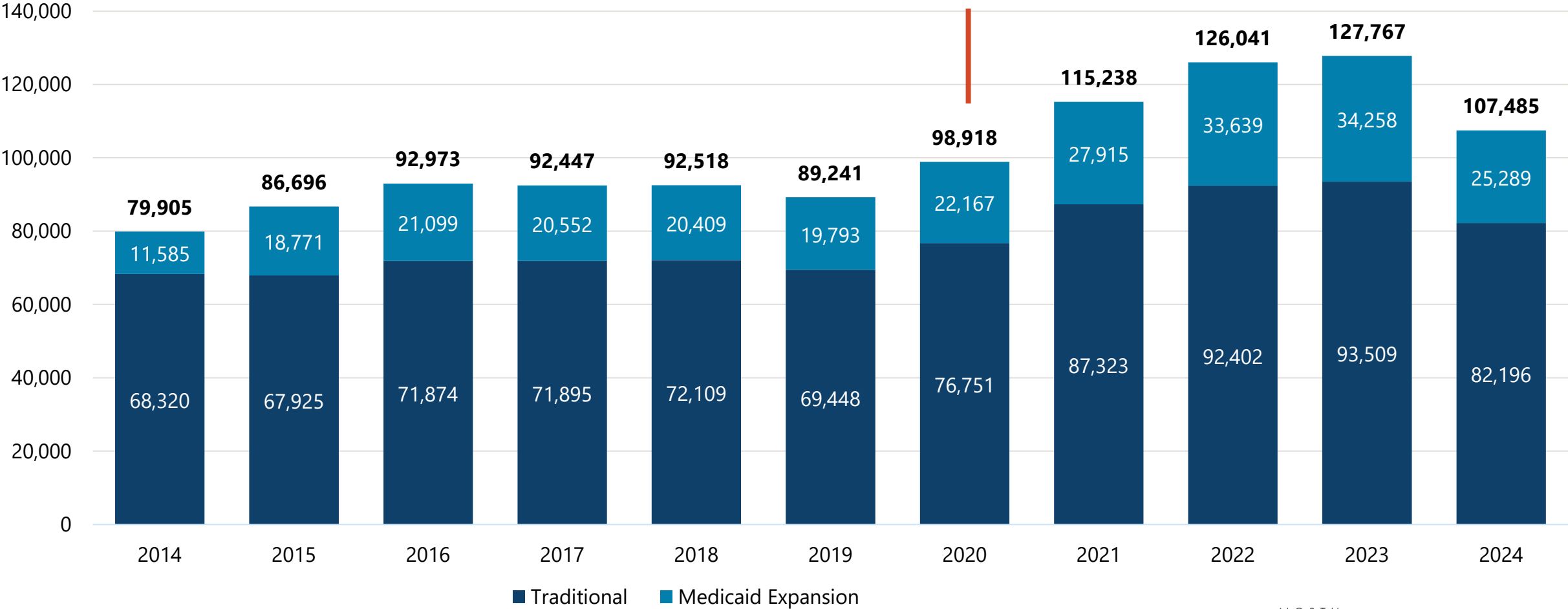
# Public Health Emergency Continuous Eligibility Requirement

The Families First  
Coronavirus Response Act  
(FFCRA) passed in March  
2020 provided an  
additional 6.2% FMAP to  
states.

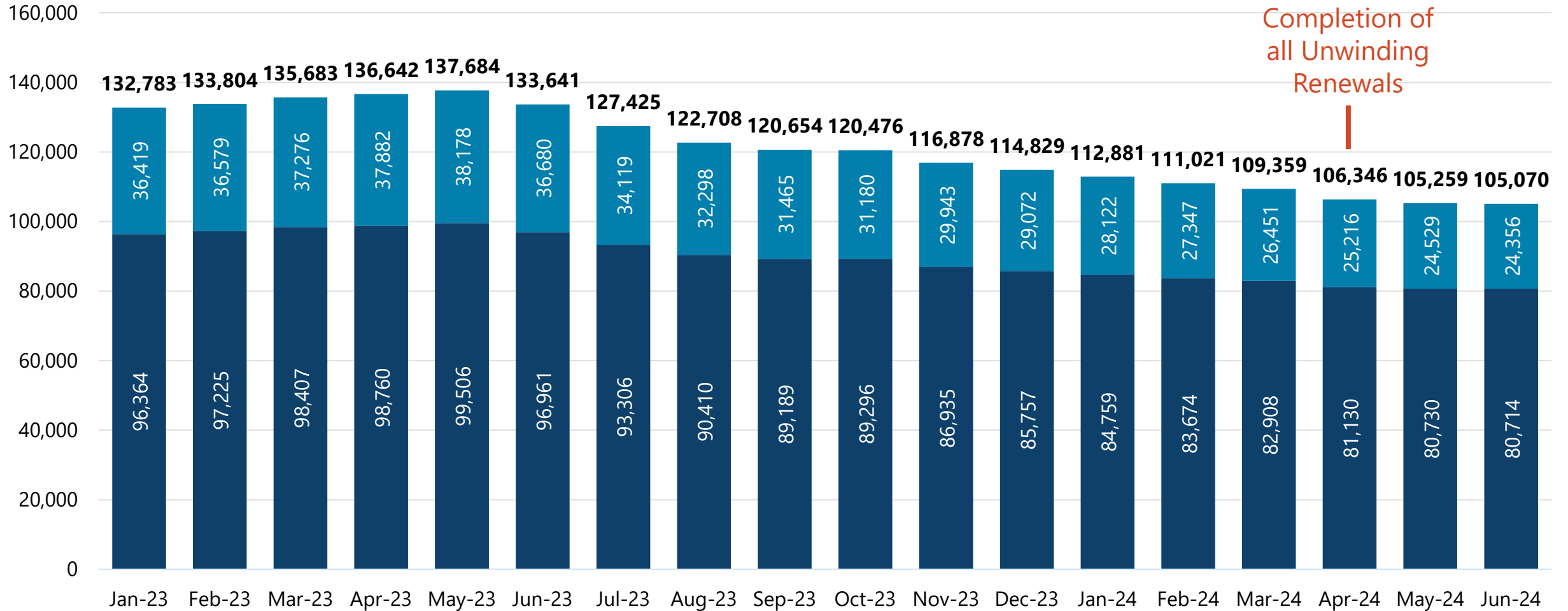
- To receive the enhanced FMAP, states had to meet certain Maintenance of Effort requirements including continuous coverage of all individuals enrolled on or after March 2020.
  - Members could only be disenrolled from a state's Medicaid program if they asked to be disenrolled, moved out of state, or died.
- In December 2022, Congress delinked the Medicaid continuous coverage requirement from the PHE, allowing states to resume Medicaid coverage terminations effective April 1, 2023.
- "Unwinding" is a term used to refer to the return to normal Medicaid eligibility rules.

# ND Medicaid Average Monthly Enrollment 2014 - 2024

Start of PHE  
Continuous  
Eligibility



# Monthly Enrollment January 2023 – June 2024

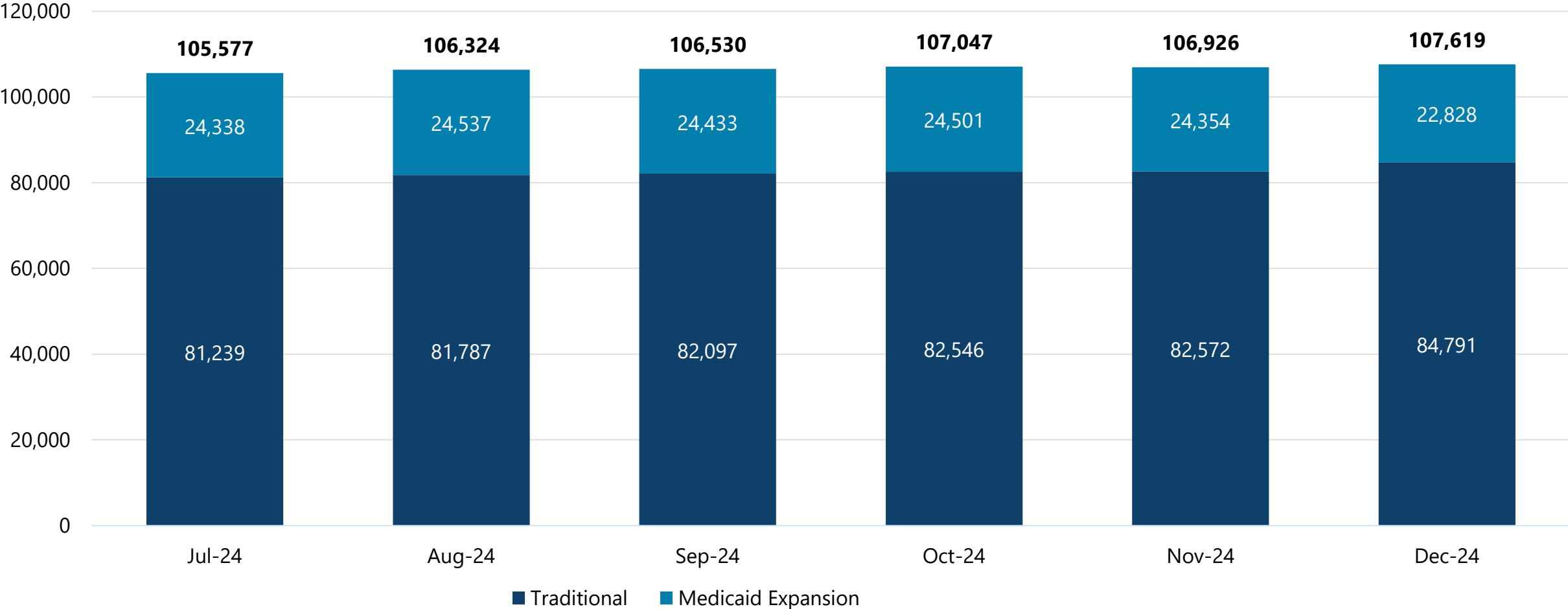


Start of ND  
Unwinding

Traditional Medicaid Expansion

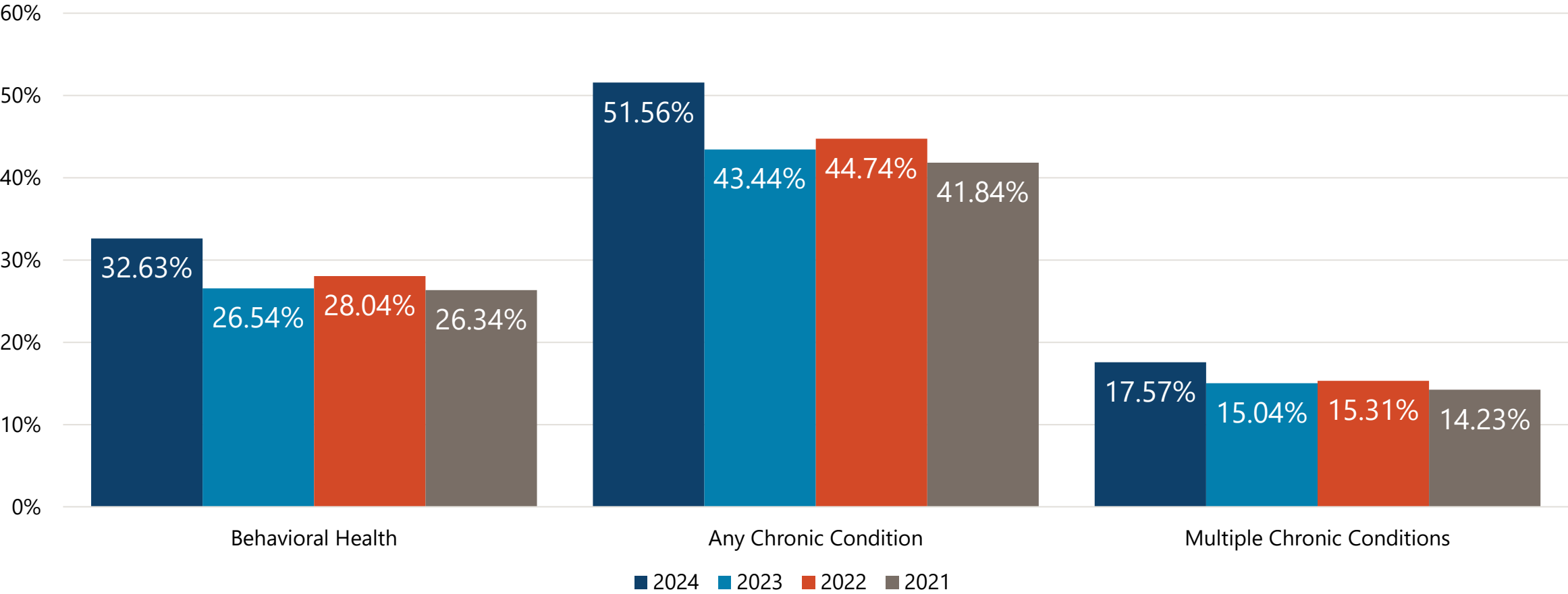


# Monthly Enrollment July 2024 – December 2024



# Traditional Medicaid: Chronic Conditions

## Percent of Members with Diagnosis

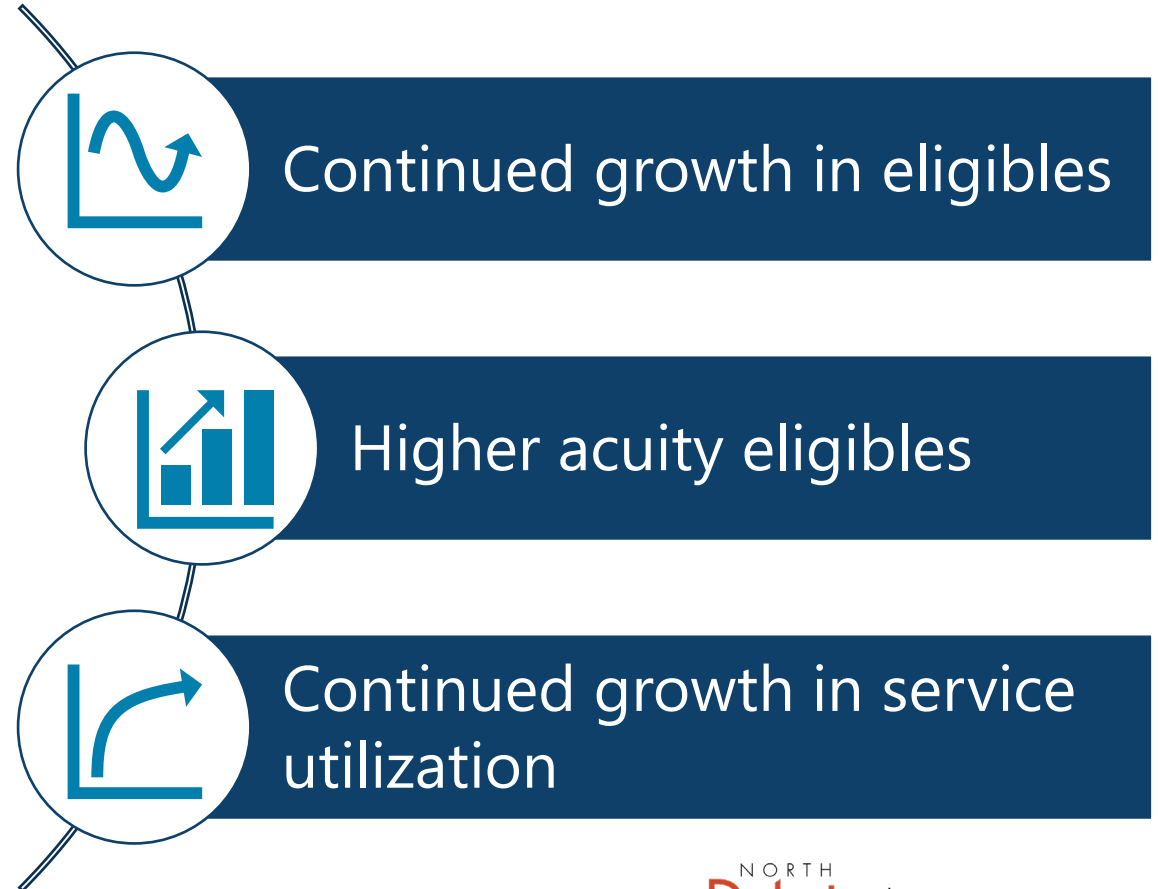


Note: Chronic Conditions include Mental Health, Substance Use Disorder, Asthma, COPD, Diabetes, Heart Disease, Hypertension, Obesity, Pain Conditions

# Unwinding Impact on ND Medicaid Budget

- Lower Enrollment
- Higher Utilizers

## Eligibility Assumptions for 2025 – 2027 Biennium Base Budget



# Medicaid Financing

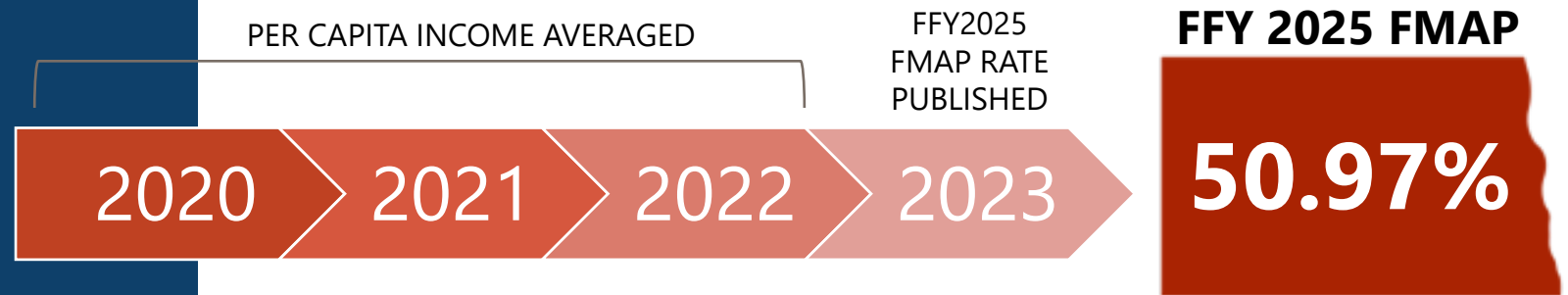
# What is the FMAP?

The federal government's share of a state's Medicaid expenditures is called the Federal Medical Assistance Percentage (FMAP).

States must contribute the remaining portion to qualify for federal funding.

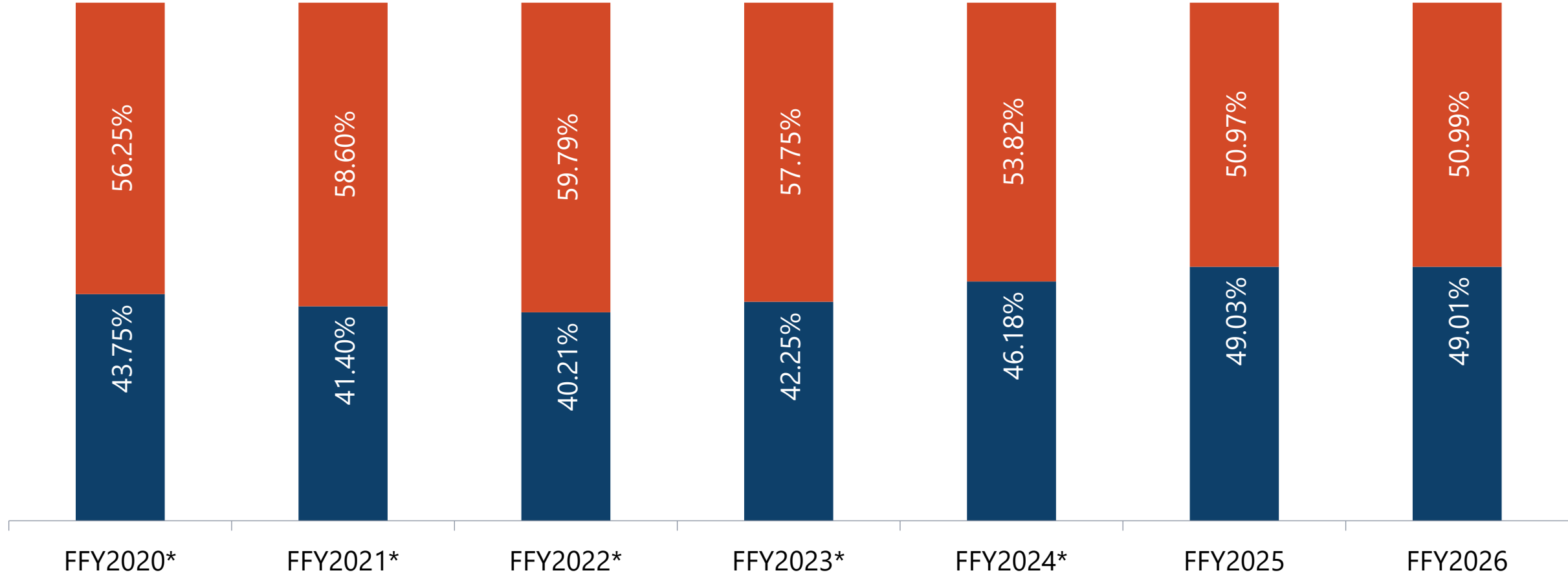
The FMAP changes each federal fiscal year (October 1 – September 30) and is based on a funding formula related to a state's per capita income relative to the national average over a 3 year period.

$$FMAP = 1 - 0.45 \times \left( \frac{\text{State Per Capita Income}^2}{\text{US Per Capita Income}^2} \right)$$



# FMAP

■ State Share ■ Federal Share



\*The FMAP for FFY 2020 – 2023 includes a 6.2% increase due to the CARES Act during the Public Health Emergency. The FMAP was stepped down during the Unwinding period in FFY2023 and FFY2024

# FMAP

Most services are funded with the state's regular FMAP. Certain services, populations, systems and administrative functions are funded with a different percentage:

- Children's Health Insurance Program (CHIP) Members
- Medicaid Expansion Members
- Services Received through Indian Health Service or a Tribal 638 Provider
- Administration
- Professional Medical Staff
- Certified Systems

# Rates & Reimbursement



# How does ND Medicaid pay for services?

## **Traditional Medicaid: Fee For Service (FFS)**

State pays providers directly for each covered service received by a Medicaid member.

Only services received by members are paid.

## **Medicaid Expansion: Managed Care Organization (MCO)**

State pays a monthly fee called a capitation payment to the managed care organization (MCO).

Monthly fee is paid to MCO regardless of member use of services.

# Rate Methodology Guiding Principles Traditional Medicaid

- Predictable
- Consistent
- Transparent
- Data Driven
- Population Focused
- Quality & Outcomes Oriented
- Incentivizes Innovation, Efficiency & Community Based Care

# Rate Methodologies in Fee For Service Medicaid

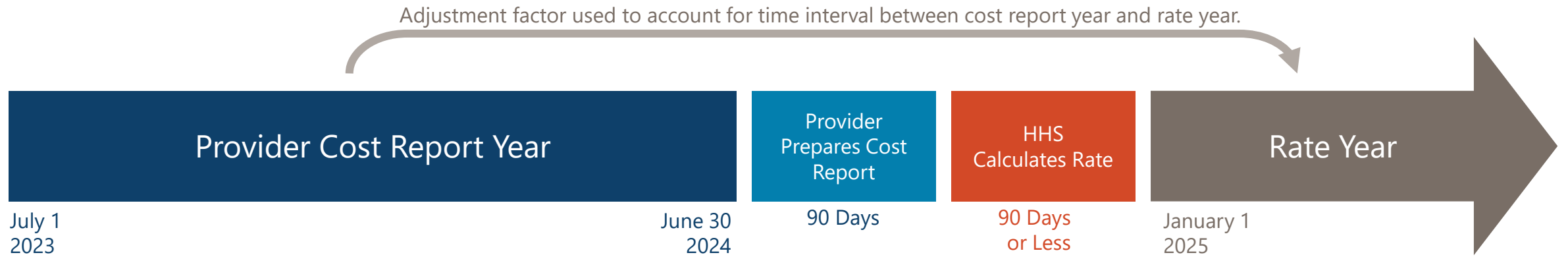
- **Cost Based Per Diem** – Uses cost reports as the basis for setting individual facility per diem payments. Per diem payments may be adjusted to account for patient acuity.
- **Classification System** – Defines an episode (ex. inpatient admission or outpatient visit) and assigns a classification based on services provided. May be used in conjunction with cost reports to assign facility specific base rates.
- **Relative Value Units** – Defines the resource intensity of a service. Used in conjunction with a conversion factor.
- **Fees** – List of reimbursements correlated to a nationally defined code set.
- **Percent of Charge** – Uses a defined percentage to reimburse based on billed charges.
- **Cost Settlement** – Compares provider costs to payments made by ND Medicaid.

# What is a cost report?

A cost report is a financial document submitted by health care providers and outline the expenses incurred in delivering patient care and include data on operating costs, salaries, supplies, and other expenditures. Cost report data is used to set provider reimbursement rates.

- Cost reports cover a defined time period and are used to detail provider costs during that timeframe.
- Costs are generally broken into a few distinct categories:
  - Direct Care
  - Indirect Care
  - Property
  - Other

# How are cost reports used to set rates?



The rate methodology for the service uses cost report data to calculate provider rates.

- An adjustment factor is used to inflate costs forward from the cost report year to the rate year.
- Some costs are not allowable (ex. lobbying) for use in calculating reimbursement rates.
- Cost categories have limits to ensure that costs are reasonable and efficient.
- Provider cost reports and underlying data may be audited to ensure that costs were appropriately reported and allocated.
- The department must prepare/calculate rates for multiple providers within the same 90 day timeframe.

# Upper Payment Limit

- Medicaid payments are required to be “consistent with efficiency, economy, and quality of care.”
- CMS requires states to demonstrate compliance that payments for certain providers do not exceed an upper payment limit (UPL).
- The UPL is a reasonable estimate of the amount that would have been paid for the same service under Medicare payment principles.

## **Required Upper Payment Limit Demonstrations in North Dakota:**

- Inpatient Hospital Services
- Outpatient Hospital Services
- Nursing Facility Services
- Institutions for Mental Disease (IMD)
- Clinic Services
- Intermediate Care Facility for the Individuals with Intellectual Disabilities (ICF/IID)
- Psychiatric Residential Treatment Facility (PRTF)

## **Federal Financial Participation Limit:**

- Durable Medical Equipment

# Costs & Outcomes

# How do we measure results in Medicaid?

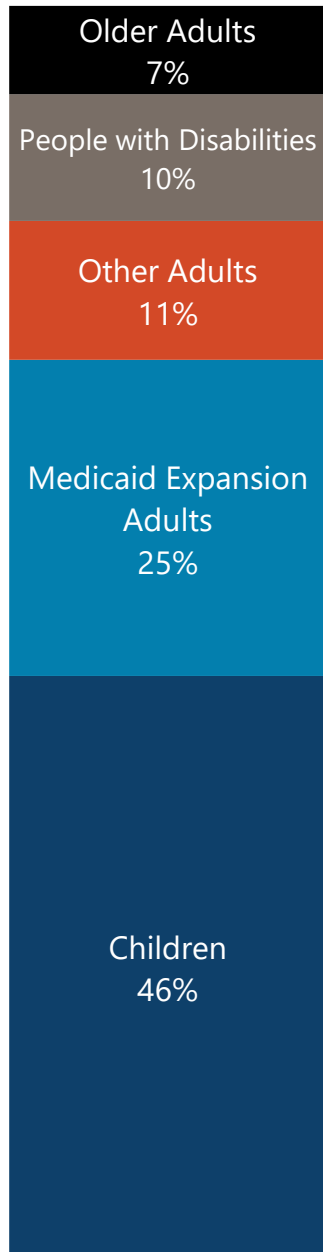
## Expenditures & Outcomes

The Center for Medicare and Medicaid Services (CMS) collects and publishes data related to both expenditures and outcomes on the Medicaid & CHIP Scorecard.

- Expenditure data comes from TMSIS and CMS-64 Reports.
  - Expenditures in Medicaid are influenced by both rates and utilization.
- Outcome measures include nationally standardized metrics outlined in the Core Set and other reports.
- Data lags current performance.
  - Most recent data available is for CY 2022 and Core Set Year 2023 (Services in CY 2022).



# North Dakota Medicaid Enrollment and Expenditures SFY 2024

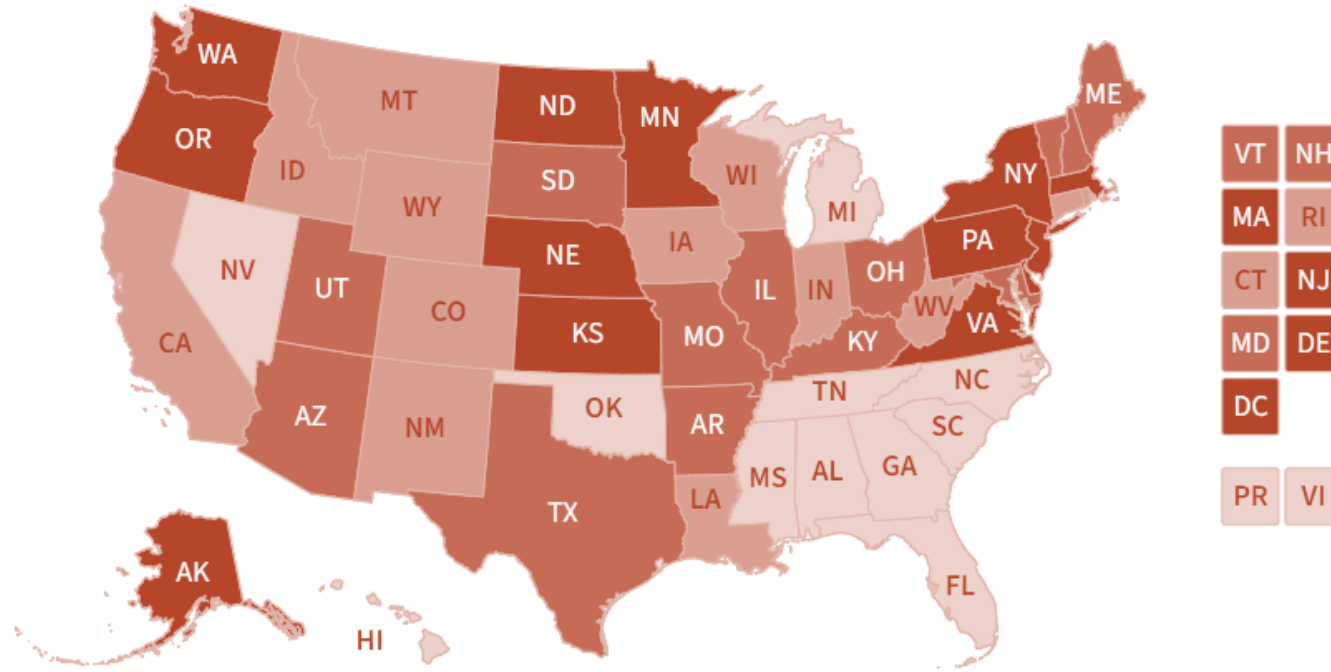


Enrollment



Expenditures

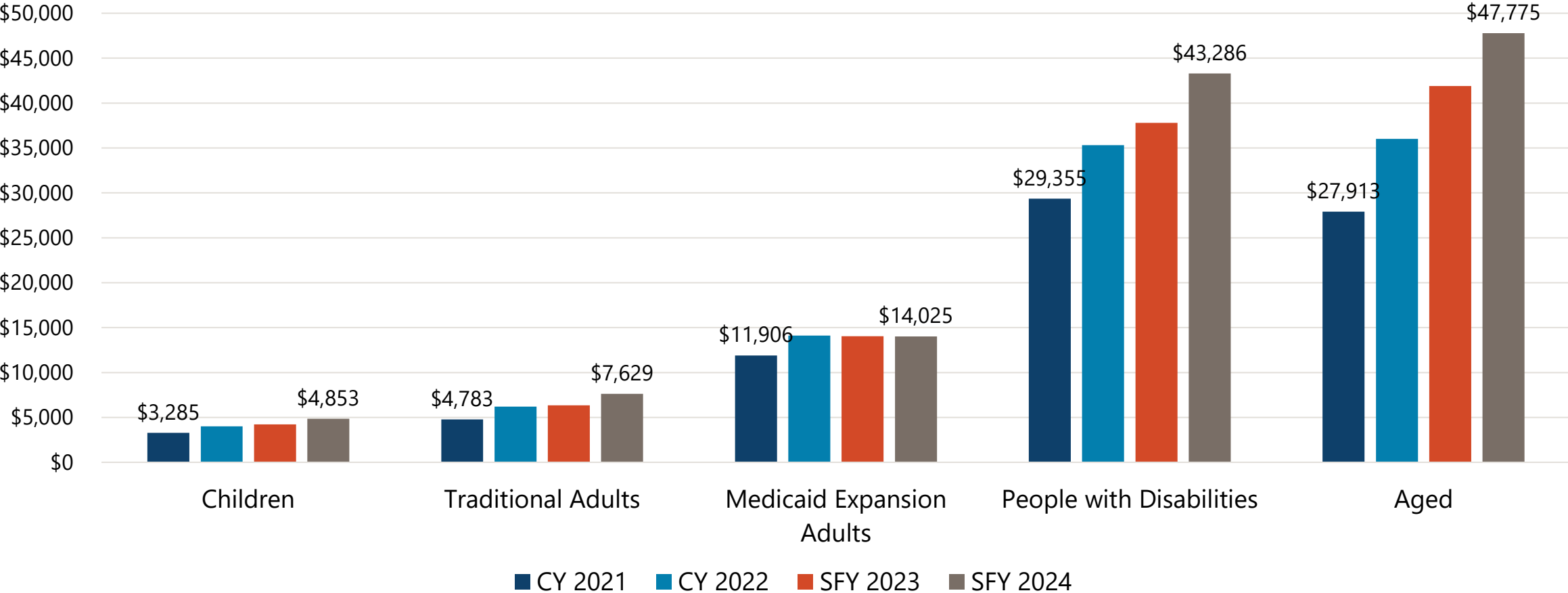
# Per Capita Expenditures: CY 2022



- North Dakota ranked **2<sup>nd</sup>** in the nation for highest total per capita expenditures.
  - North Dakota ranked **1<sup>st</sup> for Medicaid Expansion per capita** expenditures
  - ND Medicaid ranked **1<sup>st</sup> for Aged per capita** expenditures.
  - ND Medicaid ranked 7<sup>th</sup> for People with Disabilities expenditures.

	Total	Children	Traditional Adults	Medicaid Expansion	Aged	People with Disabilities
<b>North Dakota</b>	<b>\$13,097</b>	<b>\$4,003</b>	<b>\$6,207</b>	<b>\$14,120</b>	<b>\$36,020</b>	<b>\$35,311</b>
National Median	\$9,108	\$3,822	\$6,207	\$7,818	\$19,079	\$25,639
Difference	\$3,989	\$181	\$0	\$6,302	\$16,941	\$9,672

# Per Capita Expenditures



Note: CY 2021 and CY 2022 Data obtained from [Medicaid and CHIP Scorecard - Medicaid Per Capita Expenditures](#). SFY 2023 and SFY 2024 numbers calculated from ND TMSIS data.

# Top 25 High Cost Claims vs. Top 25 High Cost People

## Top 25 Claims

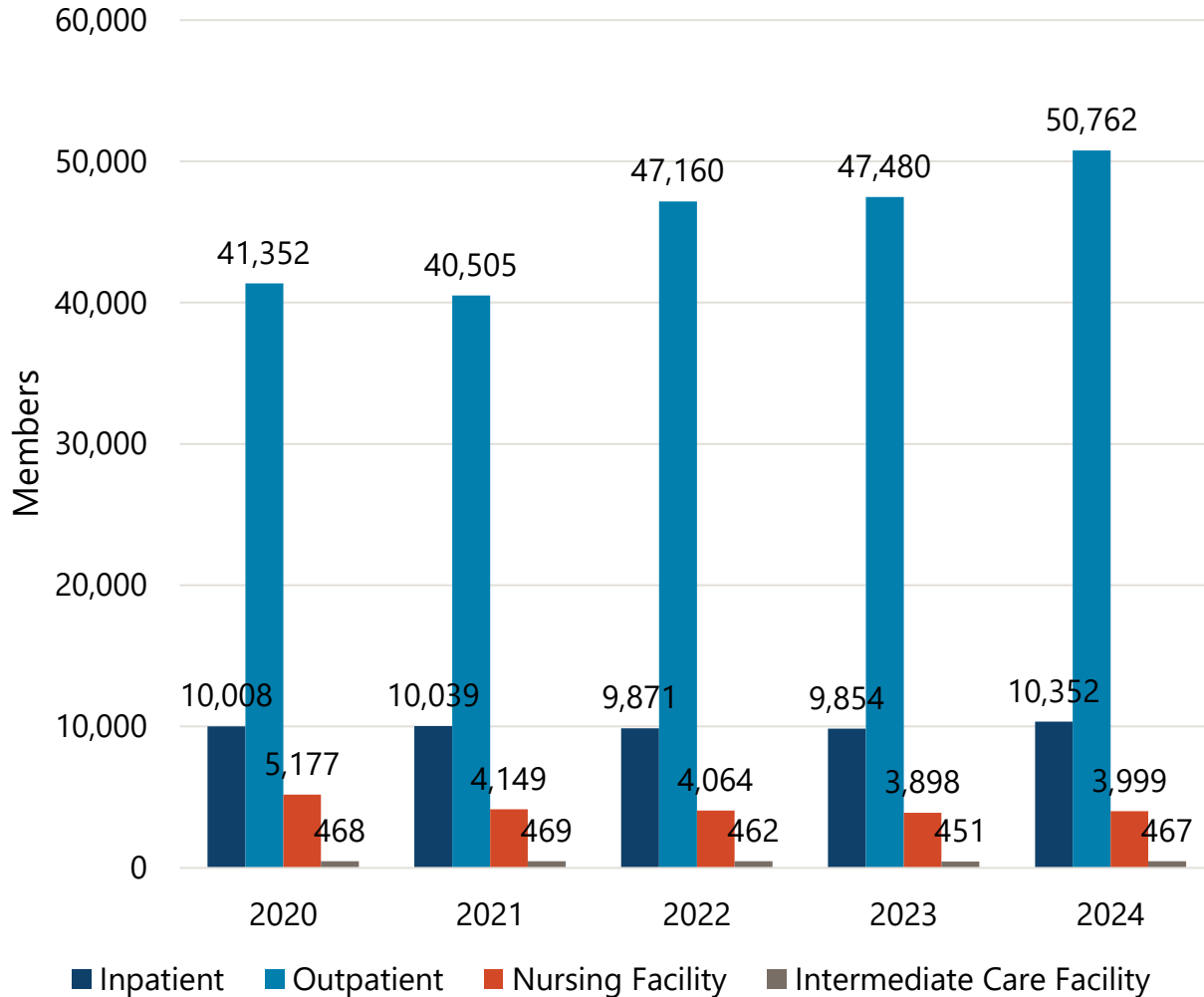
- Average Amount: \$309,949
- 64% were for infants
- 60% related to cardiovascular disorders or disease
- Other diseases included: Cancer, End Stage Renal Disease (ERSD), and other rare conditions

## Top 25 People

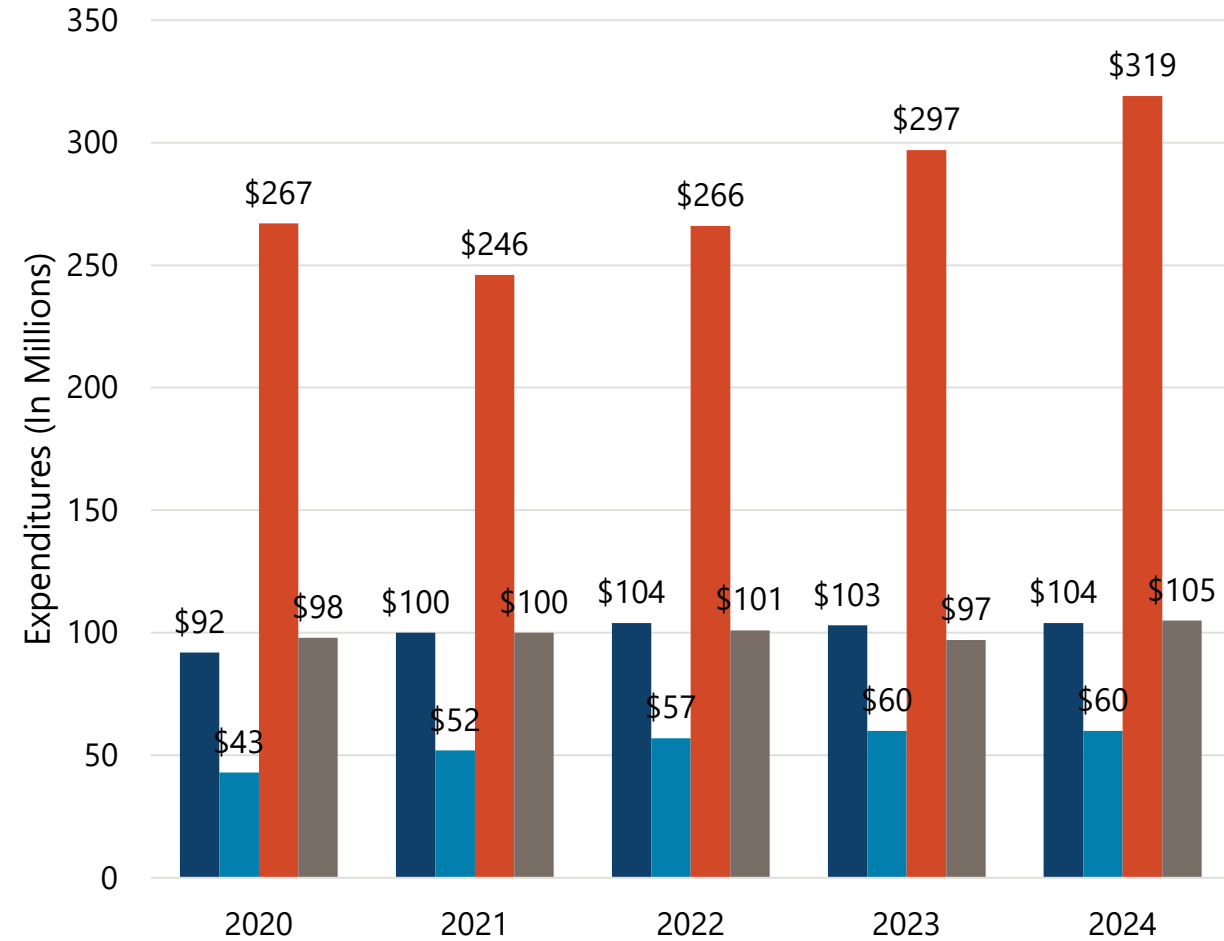
- Average Amount: \$801,645
- 8% were for infants
- 24% related to cardiovascular disorders or disease
- 40% related to traumatic brain injury or other developmental or intellectual disabilities
- Other diseases included respiratory disorders, cancer, and kidney disease.

# Utilization and Expenditures

## Utilization



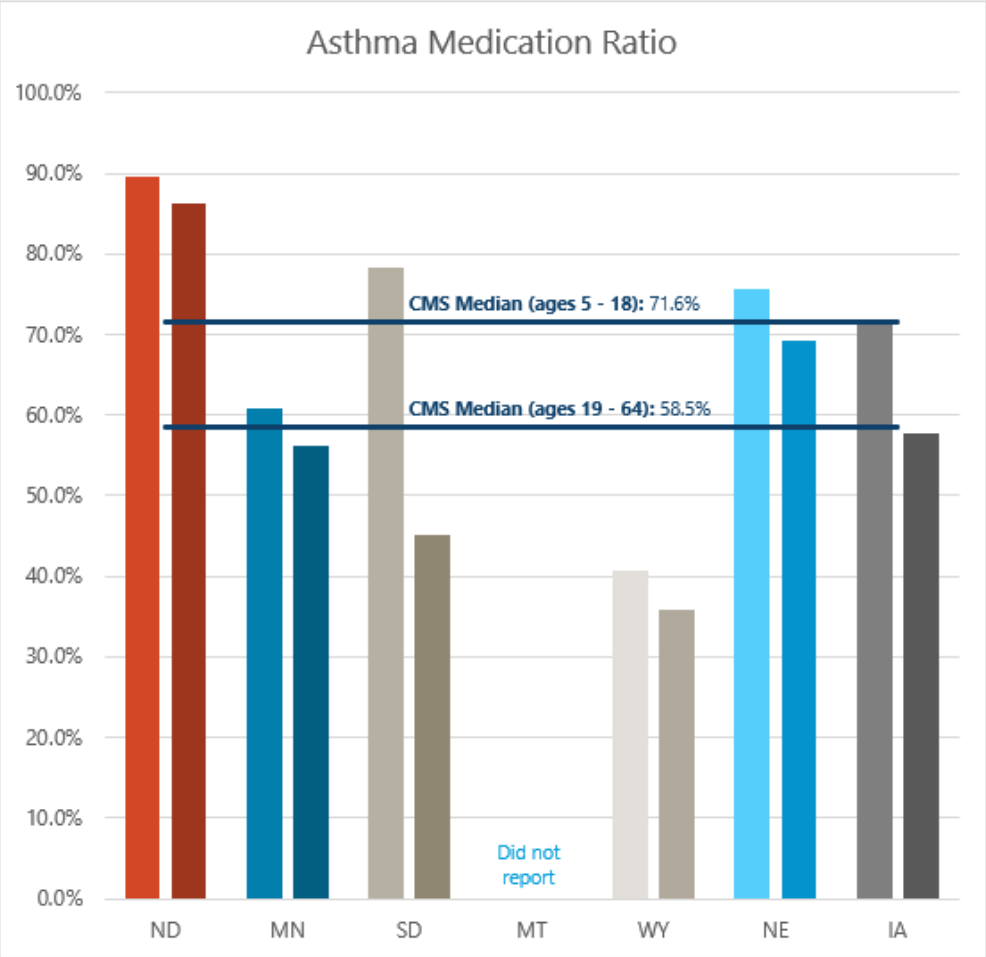
## Expenditures (in Millions)



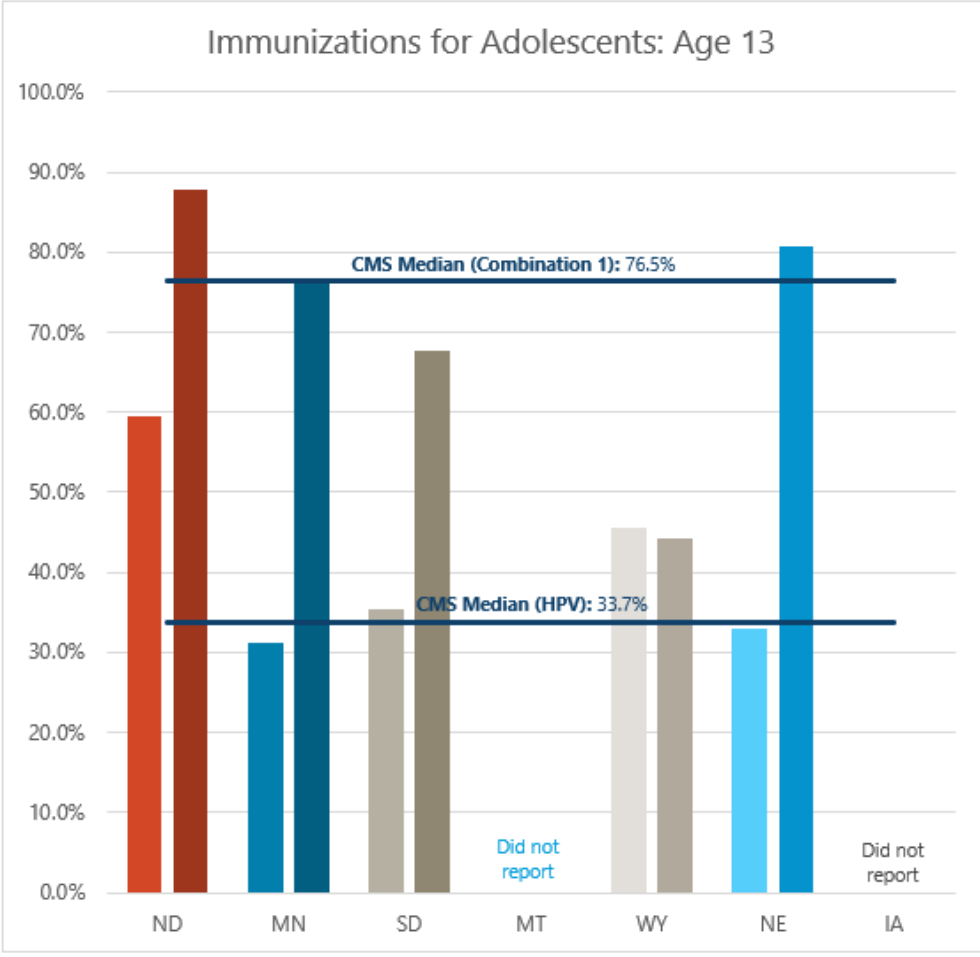
# Outcomes: Medicaid and CHIP Scorecard

- ND Medicaid reported 100 metrics across the Child and Adult Core Set for FFY 2023.
  - ND Medicaid rated above the National Median in 35 measures (35%).
    - ND is in the top quartile for 16 measures.
  - ND Medicaid rated below the National Median in 57 measures (57%).
    - ND is in the bottom quartile for 34 measures.
  - Due to small denominator sizes, 8 measures have their data suppressed

# Top Quartile Outcomes: FFY 2023

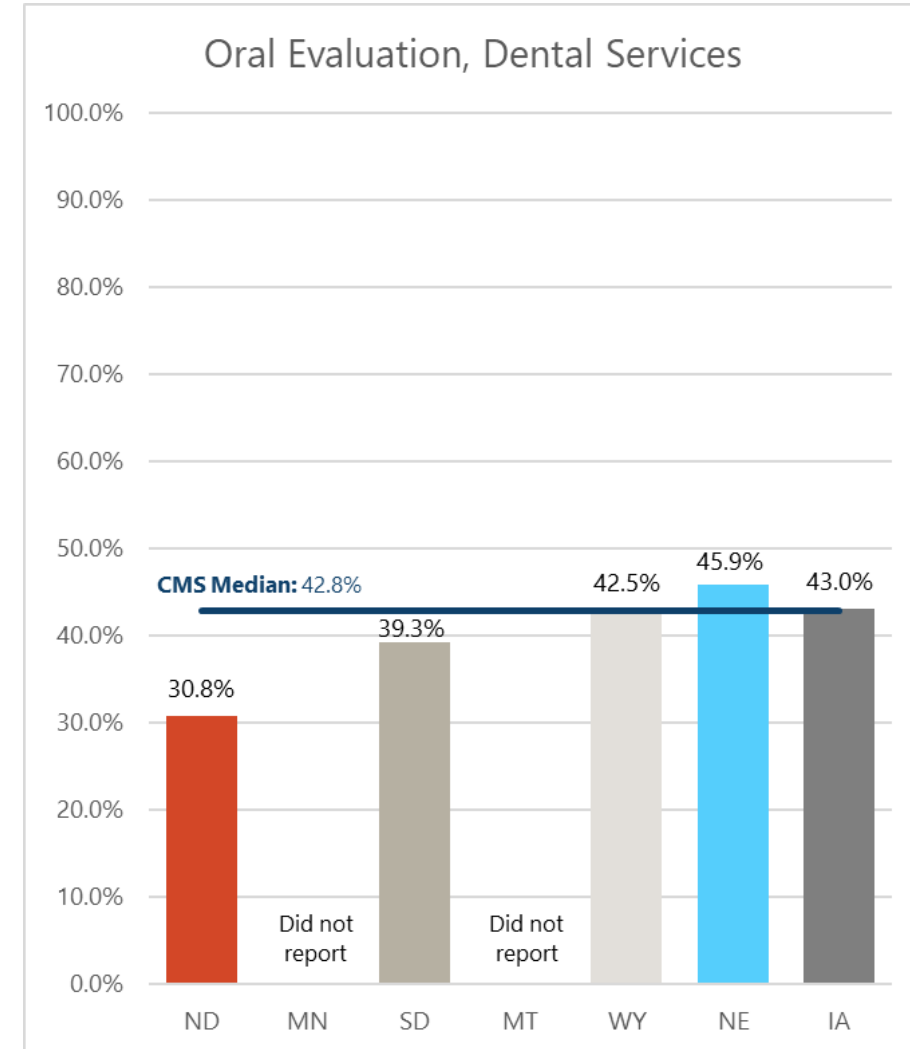
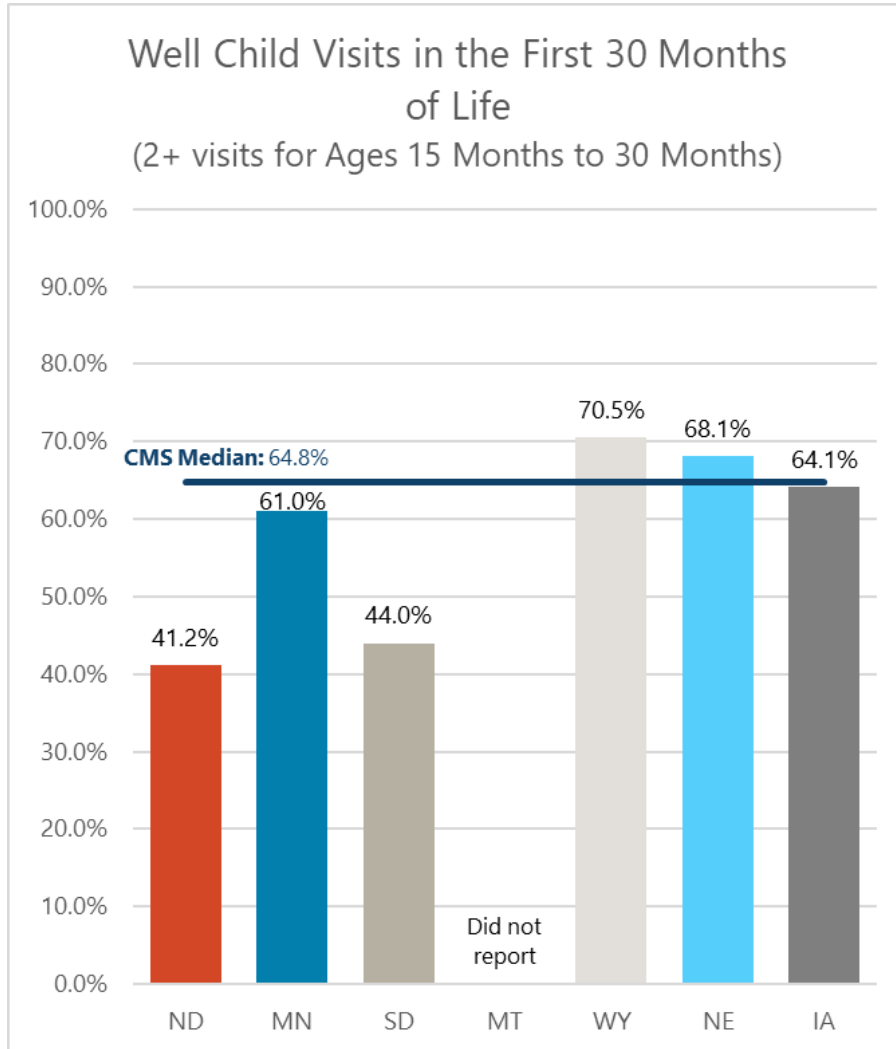


Ages 5 - 18	89.5%	60.8%	78.2%	40.8%	75.6%	71.9%
Ages 19 - 64	86.3%	56.1%	45.2%	35.8%	69.3%	57.7%



HPV	59.5%	31.1%	35.4%	45.5%	33.0%
Combination 1	87.9%	76.5%	67.6%	44.3%	80.7%

# Bottom Quartile Outcomes: FFY 2023





# Value Based Programs

# Why Value Based Care?



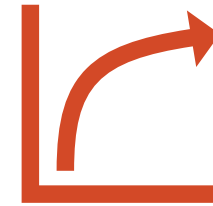
Accountability  
for Enhanced  
Care Delivery



Improved  
Patient  
Experiences &  
Outcomes

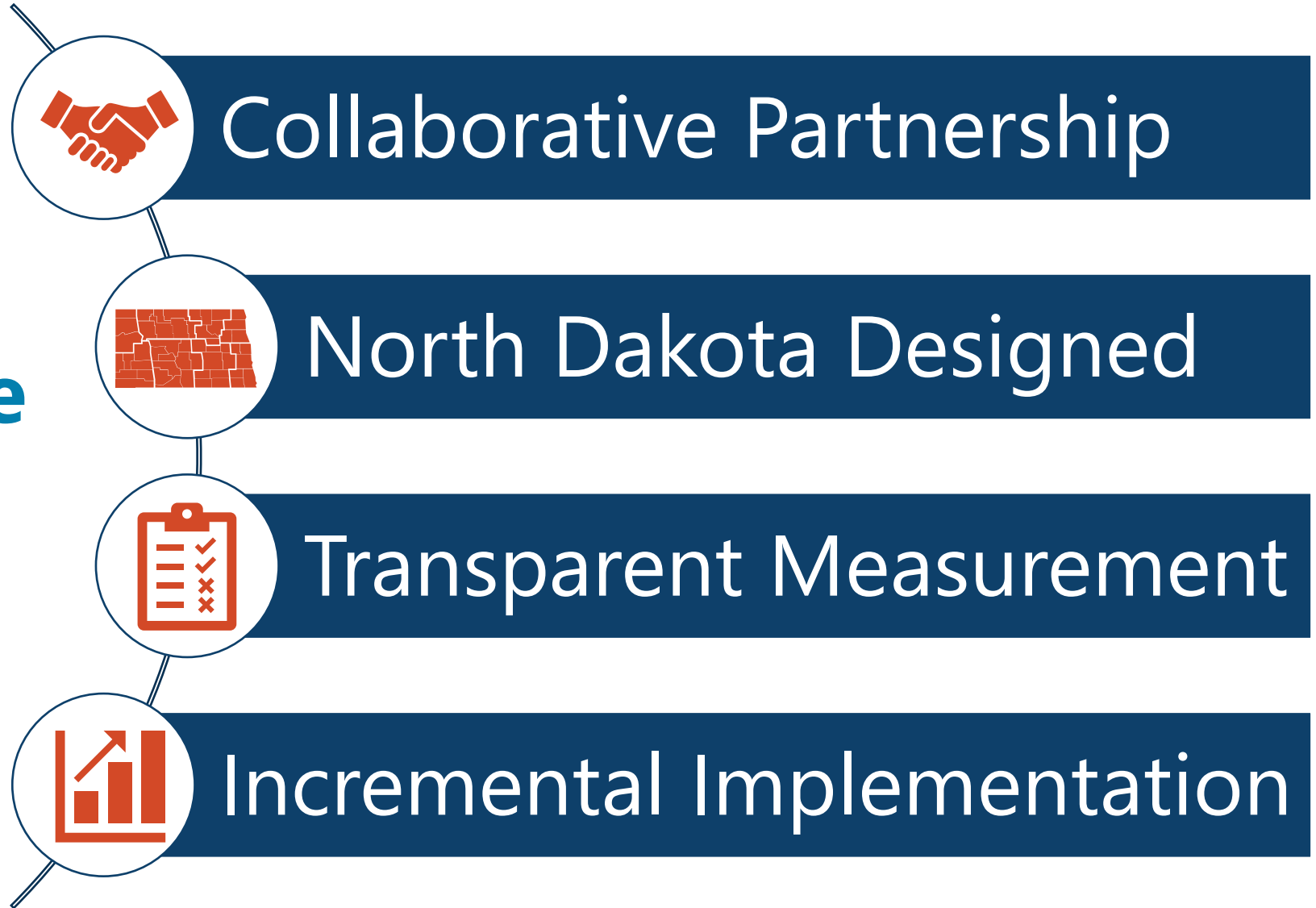


Stable &  
Predictable  
Funding for  
Providers



Lower Long  
Term Costs  
Achieved by  
Shifting the  
Cost Curve

# North Dakota Medicaid Value Based Care Approach

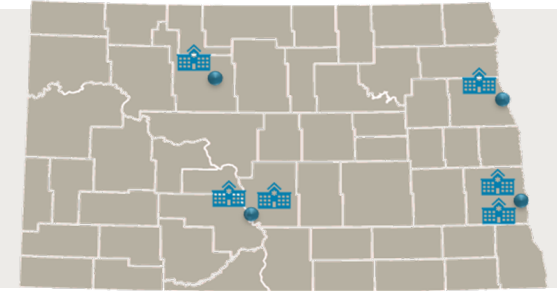


# Health System Value-Based Purchasing

**Program Start Date:** July 1<sup>st</sup>, 2023




6 Prospective Payment System (PPS) Health Systems are mandatory participants in the model

The PPS Hospital System VBP Program puts a portion of hospital payments at risk for performance on a suite of quality measures for their ND Medicaid patient population. PPS Hospital Systems will see no loss of funding if they meet specific success criteria.



**2024**

## Pay for Reporting

- 1 Submit Quality Improvement Plans through VBP Reporting Tool 
- 2 VBP Quality Improvement Outcomes Meeting 
- 3 Supplemental Data Submission 

**2025**

Pay for Reporting



Pay for Performance  
(Initial Measure Set)

**2026**

## Pay for Performance

### Initial Measure Set

Well-Child Visits First 15 Months of Life

Child & Adolescent Well-Care Visit

Breast Cancer Screening

Postpartum Care: Prenatal & Postpartum Care

Screening for Depression & Documented Follow-up Plan

Ambulatory Care Emergency Department (ED) Visits

Plan All-Cause Readmissions

Topical Fluoride for Children

### Expanded Measure Set

Colorectal Cancer Screening

Controlling High Blood Pressure


Maternal Health Services Optional Measures:  
(systems must select 1)

1. Prenatal Care: Prenatal Care & Postpartum Care
2. Contraceptive Care: Postpartum Women
3. Structural Measure: Perinatal Collaborative Participation

Behavioral Health Services Optional Measures:  
(systems must select 1)

1. Follow-up After Emergency Department Visit for Alcohol & Other Drugs Abuse or Dependence
2. Initiation & Engagement of Alcohol & Other Drug Abuse or Dependence Treatment

# 2024 Pay for Reporting Components



## Quality Improvement Plan Submission

February 2024

All 6 PPS Hospital Systems submitted QIPs by the last day in February.



## VBP Quality Improvement Outcomes Meeting

Oct - Nov 2024

6 out of 6 PPS Hospital Systems have completed their Outcomes Meetings



## Supplemental Data Submission

January 2025

6 out of 6 PPS Hospital Systems submitted supplemental data.

If the system satisfies the pay-for-reporting requirements, the system retains 100% of the at-risk funding.

If the system does not satisfy all of the reporting requirements, the system must pay the State 100% of the at-risk funds

# Health System Value-Based Purchasing Outcomes

	State Goal	System A	System B	System C	System D	System E	System F	Combined System Rate
* Ambulatory Care: Emergency Department Utilization (AMB-CH)	31.90	27.95	28.82	39.49	40.90	36.77	31.27	32.80
Breast Cancer Screening (BCS-AD)	52.20%	24.64%	23.60%	33.22%	25.78%	45.61%	24.41%	29.00%
Child & Adolescent Well-Care Visits (WCV-CH)	48.07%	31.33%	31.25%	26.50%	23.92%	35.39%	31.81%	30.79%
* Plan All-Cause Readmissions (PCR-AD)	0.9850	0.7372	0.8939	0.7519	0.5563	0.4736	0.8055	0.7377
Postpartum Care: Prenatal and Postpartum Care (PPC)	78.10%	74.31%	40.49%	35.55%	51.85%	61.22%	72.84%	57.61%
Screening for Depression & Documented Follow-up Plan (CDF)	72.60%	6.95%	0.26%	0.19%	5.66%	51.35%	5.80%	12.16%
Topical Fluoride for Children (TFL-CH)	19.30%	3.61%	4.67%	2.79%	2.39%	4.90%	4.11%	3.86%
Well-Child Visit First 15 Months (W30-CH)	66.76%	42.28%	51.74%	50.53%	41.38%	56.52%	46.54%	48.07%
Well-Child Visit 15 – 30 Months of Life (W30-CH)	58.38%	58.33%	66.15%	59.57%	40.74%	66.67%	55.83%	59.20%

**Performance Timeframe:** January 2024 – August 2024 (8-month performance snapshot)

2024 final performance will be produced in May 2025 which allows the systems 12 months to close care gaps

Meeting State Goal	Improvement from CY 2023
--------------------	--------------------------

\* Lower Performance is better

# Nursing Facility Incentive Program

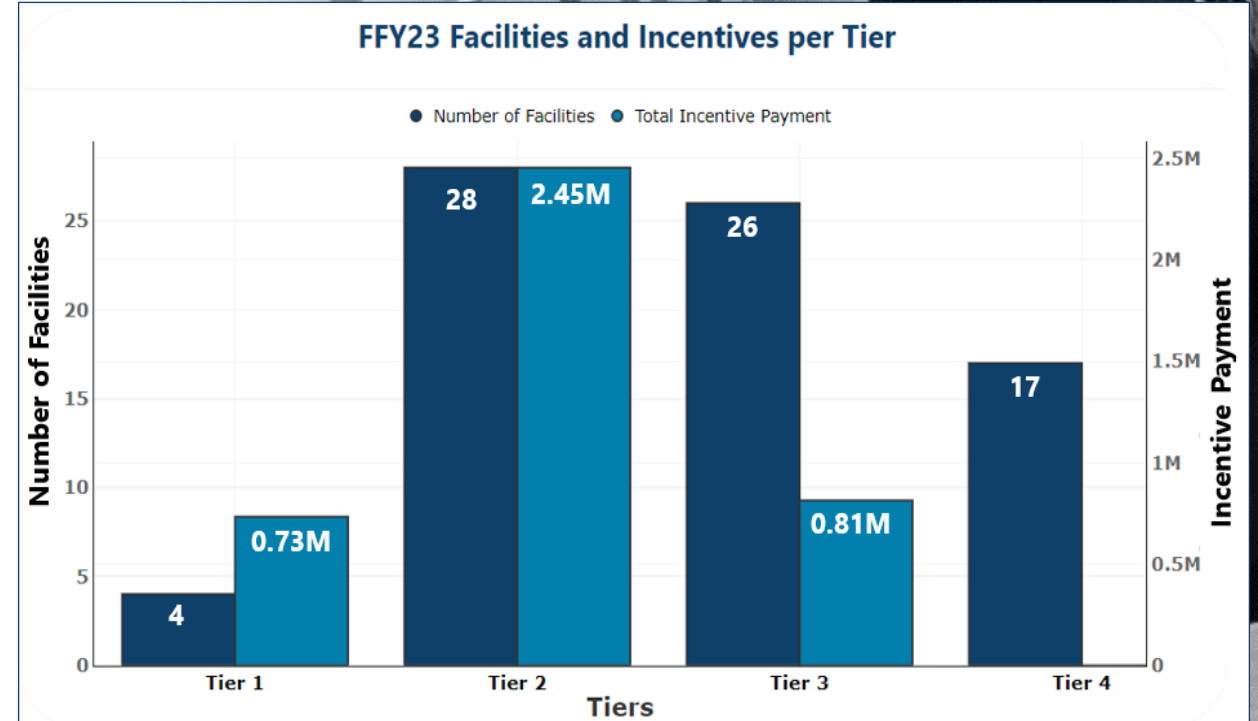
**Improve resident outcomes through an incentive payment based on specific quality measures.**

- Incentive program; no payments are at risk.
- All Medicare/Medicaid certified facilities that have been open 10 months will participate.

- Incentive fund distribution is done annually in June.
- Annual payments based on Quality Measure performance:
  - Tier 1: 100% of incentive payment
  - Tier 2: 85% of incentive payment
  - Tier 3: 60% of incentive payment
  - Tier 4: Not eligible for an incentive payment
- Nursing Facility Quality Measures:
  - Patient Care Measures
    - Long-Stay Urinary Tract Infections
    - Long-Stay Antipsychotic use
    - Long-Stay Pressure Ulcers
  - Facility Process Measures
    - Long-Stay Hospitalizations
    - ACHA/NCAL National Quality Award (Baldrige Framework)

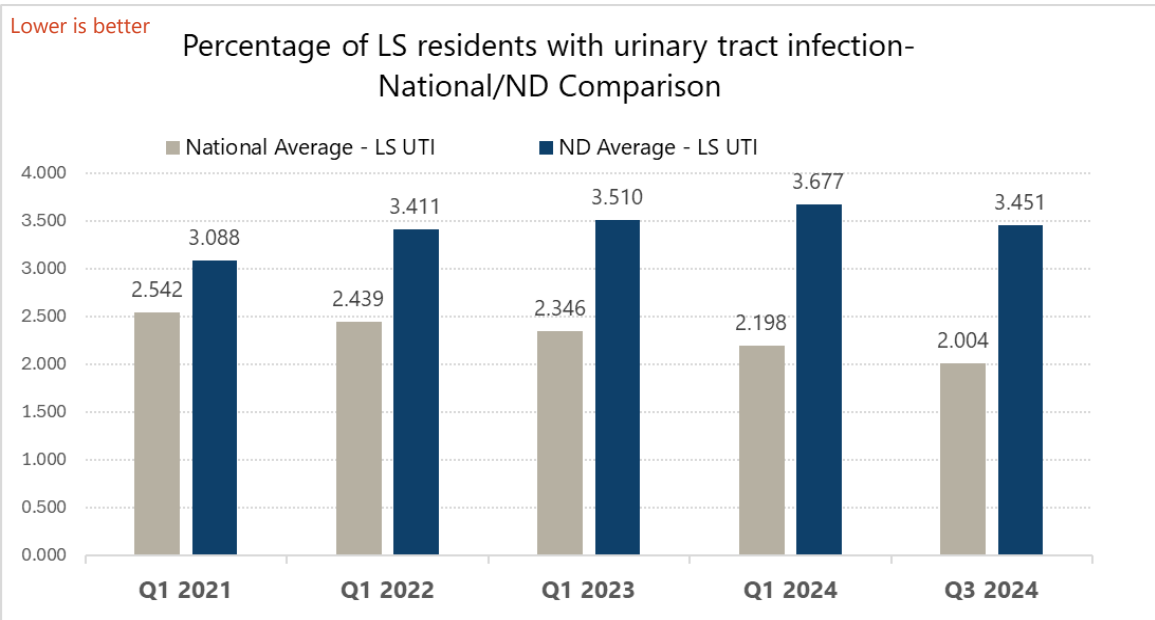
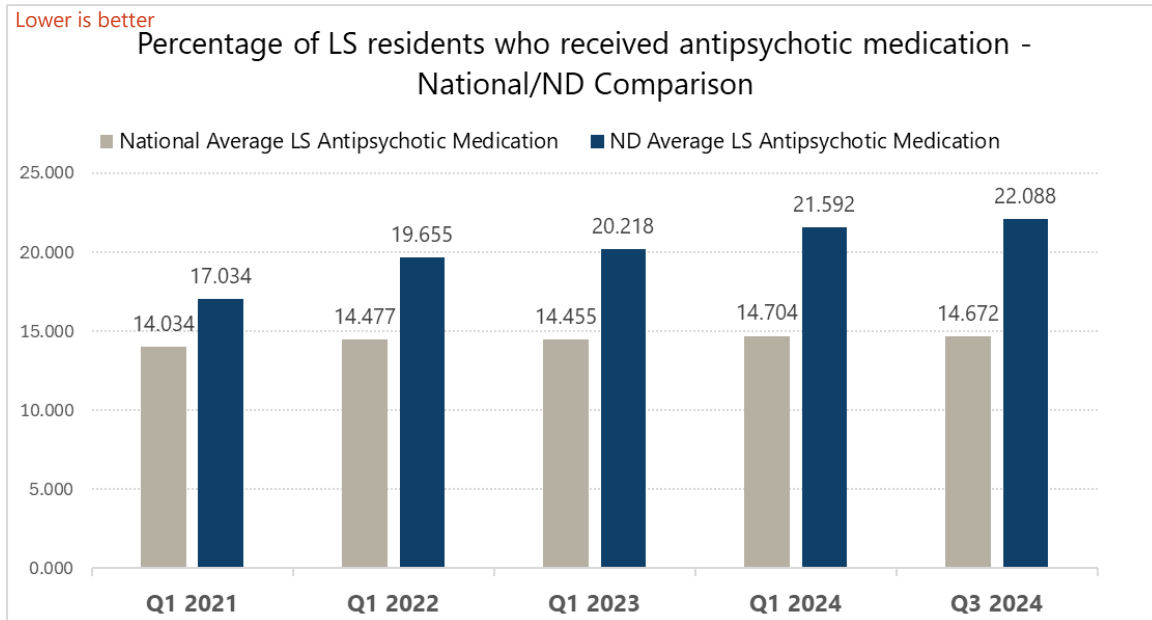
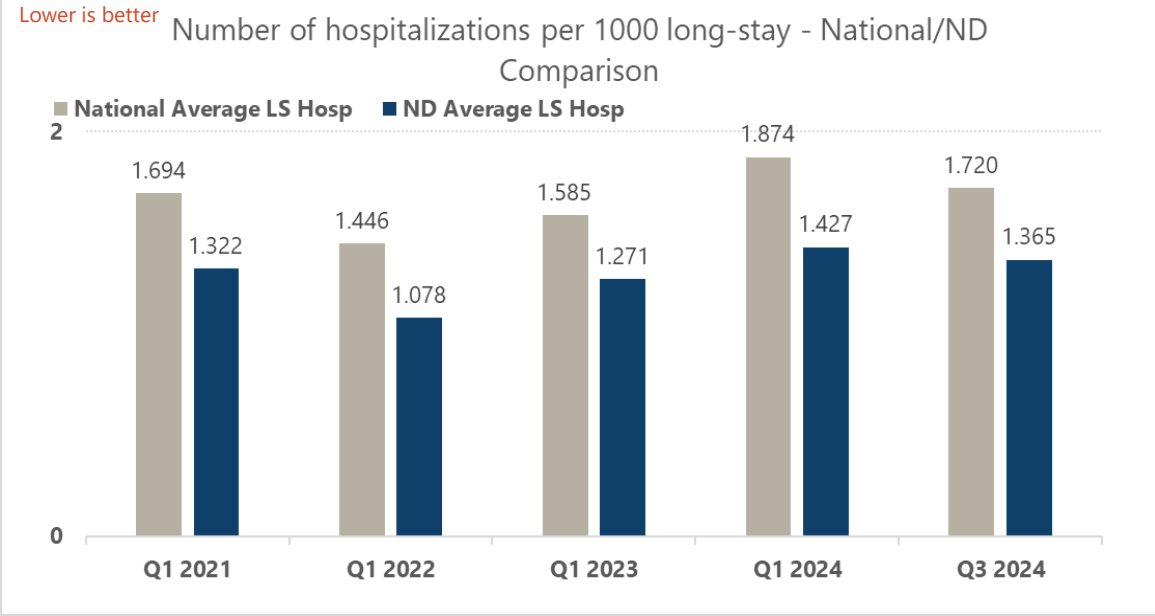
# Initial Outcomes

- \$4 million dollars distributed in June 2024
- 58 out of 75 Nursing Facilities received incentives to improve quality of care for residents
- Examples of reported use of funds include
  - New mattresses for entire facility
  - Staff bonuses
  - Building renovation
  - Staff training





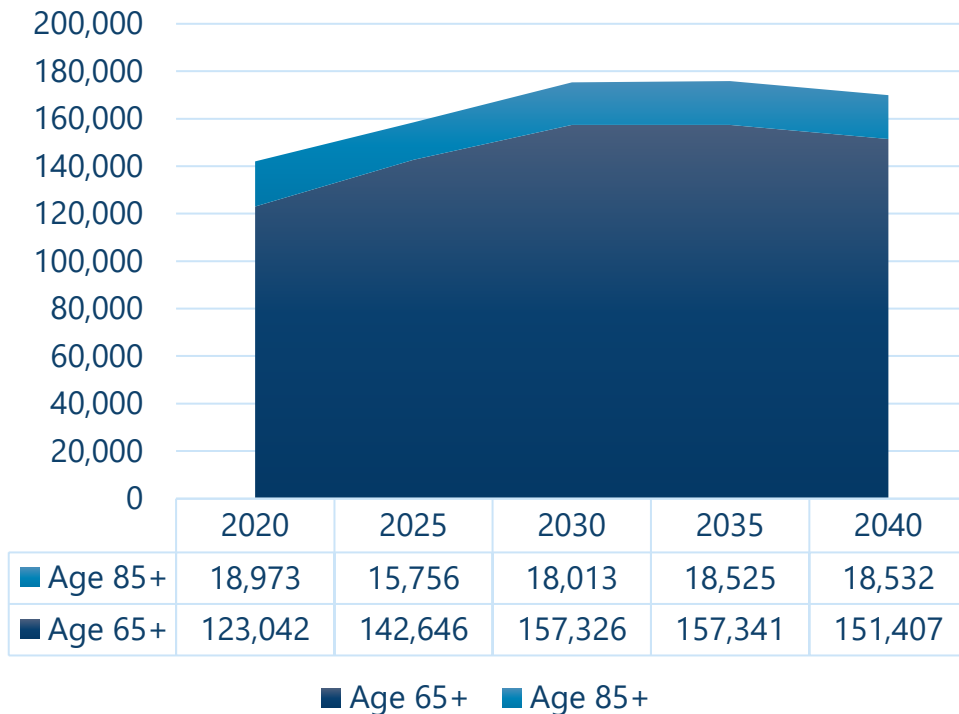
# Nursing Facility Incentive Program Initial Outcomes



# Long Term Care

# Long Term Care Outlook

## Changing Demographics



## 2024 ND State Data Center Projections

- The population age 65+ is expected to grow significantly between now and 2035
- 16% of ND population is 65+
- 15% of that group is 85+



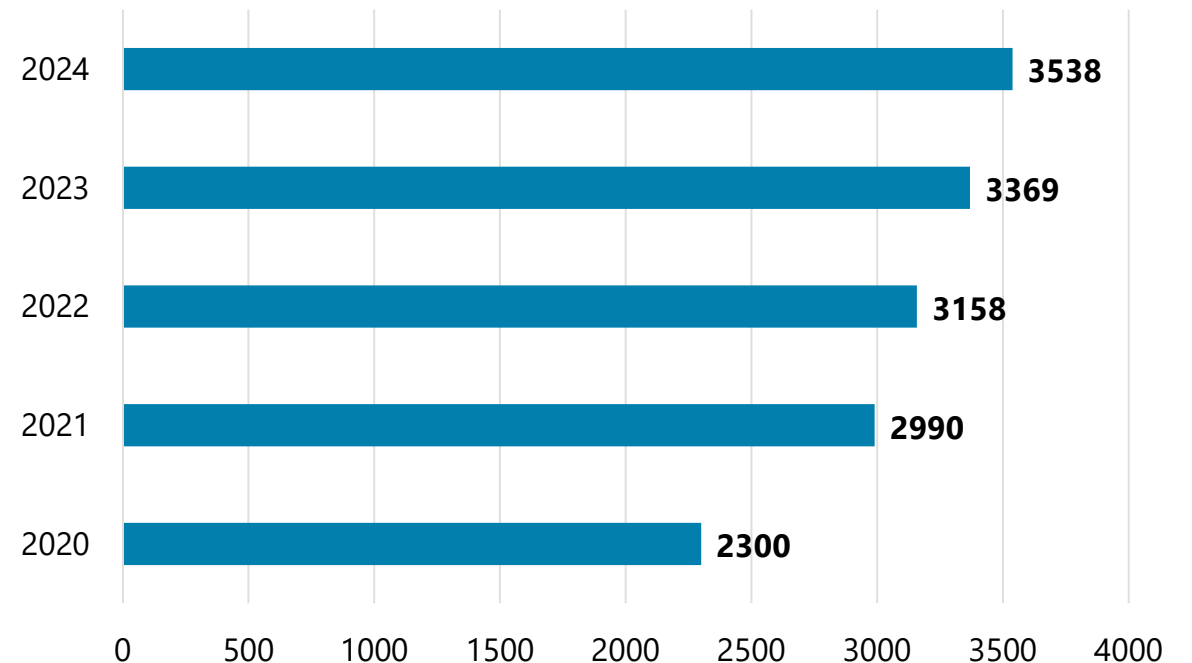
**7 in 10**

*Americans 65+ will need  
LTC services for an  
average of 5 years*

# More North Dakotans are choosing home-based community care options every year

- The **demand** for in-home and community-based services has continued to **increase**.
- More HCBS participants have **complex needs** (medical and behavioral health needs) that increase the amount of time and skills necessary to provide **quality services**.
- **Rising acuity levels** have created a demand for more **complex services** and providers who can employ higher trained staff including **nurses and supervisory** staff.

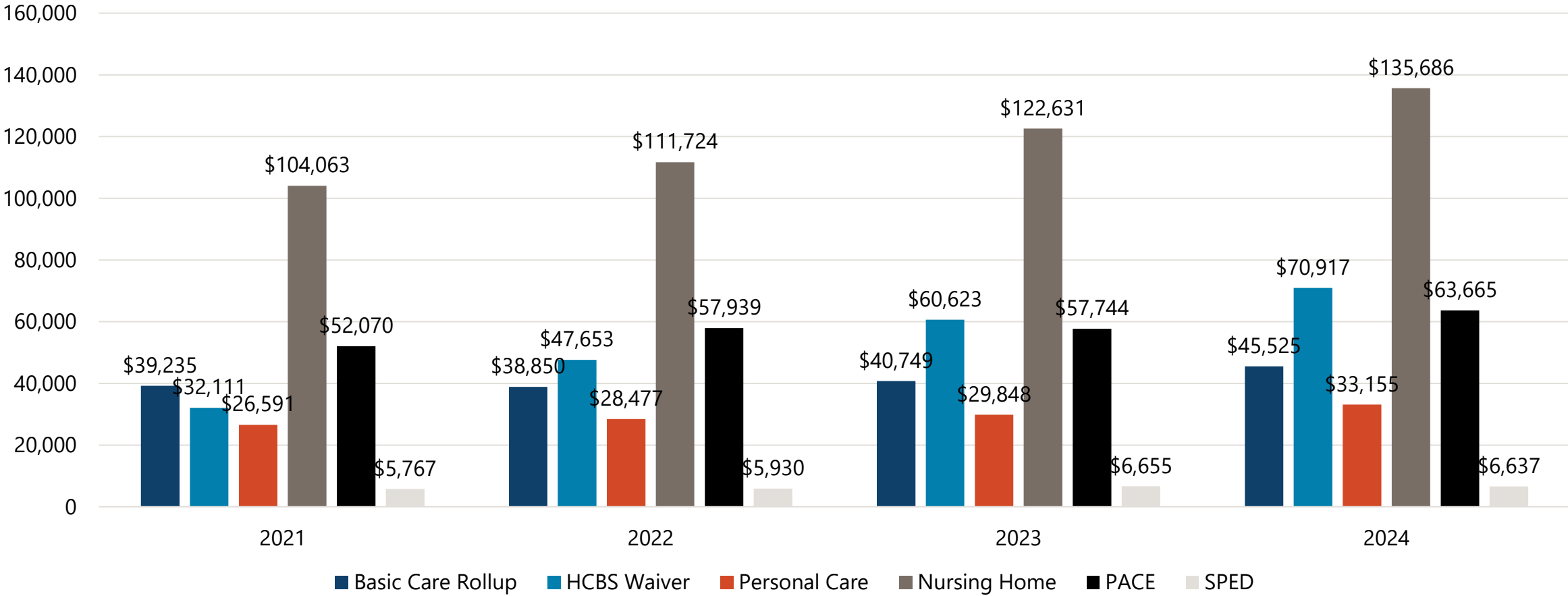
Unduplicated HCBS Members



54% increase since 2020

# Where the Long-Term Care Budget Goes

## Average Cost per Person

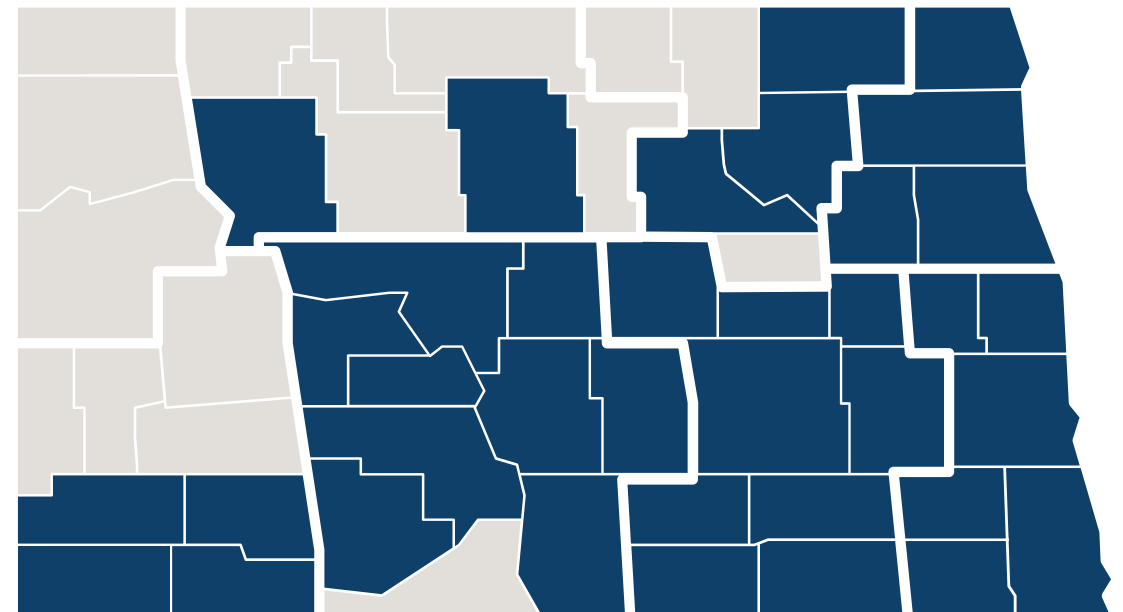


Note: Basic Care Rollup includes both Basic Care Personal Care and Room and Board

# Dual Special Needs Plans (D-SNPs)

- D-SNP enrollment is limited to "Full-Benefit" Dual Eligibles
- ND D-SNPs:
  - Humana
  - Medica
  - Sanford Health
  - United Healthcare

- D-SNPs are offered in 37 North Dakota counties
- 76% of ND dual eligibles have at least 1 DSNP option
- Approximately 1200 members currently enrolled in a DSNP.



- Counties with a D-SNP
- Counties without a D-SNP

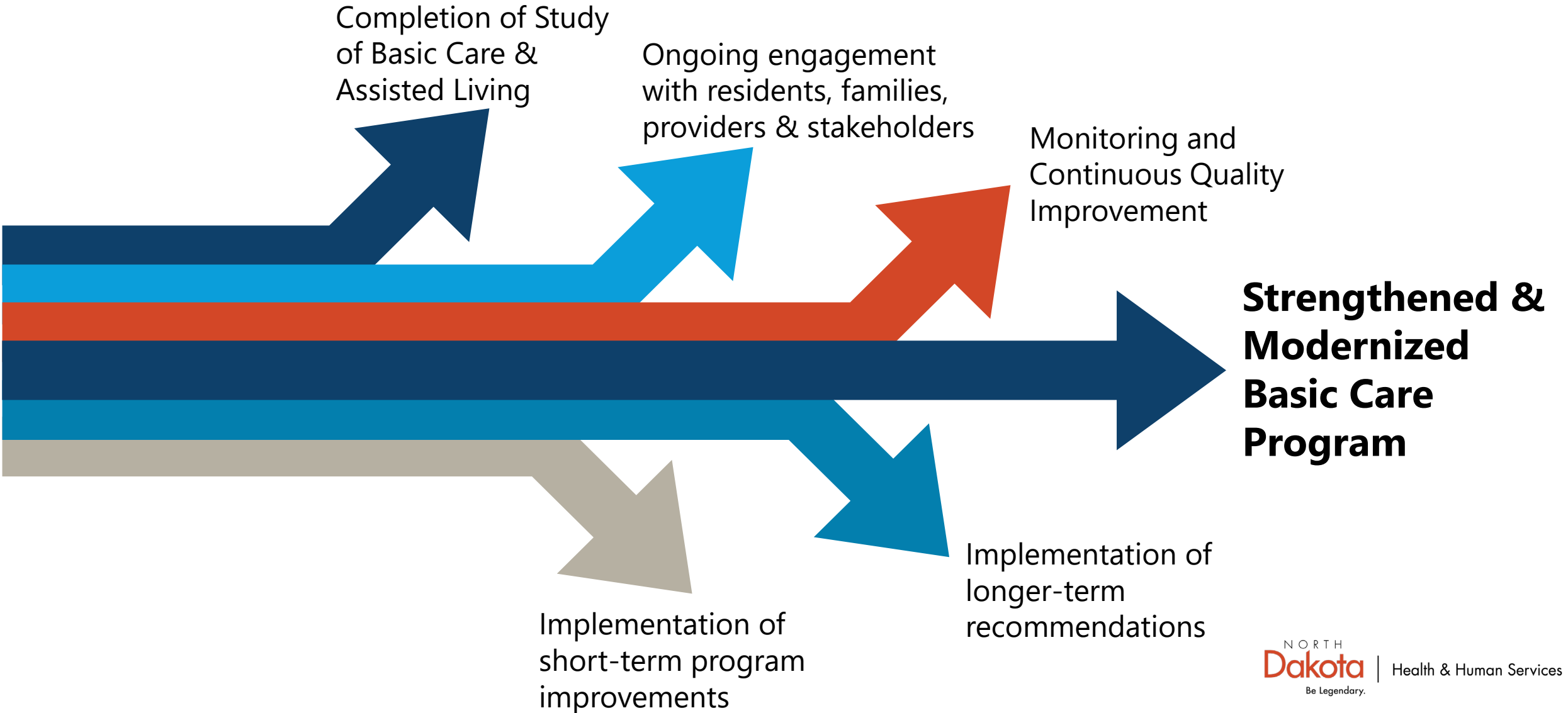
A grayscale photograph of a hospital room. In the foreground, a hospital bed with a white pillow and a dark blanket is visible. To the left of the bed is an IV stand with a clear IV bag hanging from it. In the background, there is a window with sheer white curtains. The room is brightly lit, and the floor is made of light-colored tiles.

# Complex Discharge Coordination

Common barriers to discharge:

- Transitioning to long term care
- Extensive medical and behavioral health issues
- Homeless patients
- History of aggressive behaviors
- Need community resources

# Basic Care Strategy





# Managed Care & Medicaid Expansion

# Medicaid Expansion Coverage

North Dakota provides Medicaid Expansion through risk based Managed Care.

- Current Vendor: Blue Cross Blue Shield of North Dakota (BCBS ND)

	BlueCross BlueShield of North Dakota	<b>North Dakota Medicaid Expansion</b>	
Member Name <b>John Doe</b>	ID <b>YME XXXXXXXXXXXXX</b>	Primary Care Provider Provider Name	ND Medicaid Expansion
SvcType Plan Code	<b>Medical</b> <b>821</b>	Office Visit Copay Pharmacy – see back of card	<b>\$0</b>

- There are a few key differences between Medicaid Expansion and traditional Medicaid.
- Medicaid Expansion **does not** cover:
  - Skilled Nursing Facility Services<sup>1</sup>
  - Dental Services<sup>2</sup>
  - Vision Services<sup>2</sup>
  - Any waiver services
  - Long Term Care services

<sup>1</sup> Only covers up to 30 days and only covers a skilled level of care

<sup>2</sup> Only covered for 19- and 20-year-olds

# Managed Care

- **Managed Care Plans use their own provider networks.** Providers must enroll in Blue Cross Blue Shield to provide care to Medicaid Expansion members.
- **Managed Care Plans use their own coverage criteria, authorization process, and limits.** Providers must follow Blue Cross Blue Shield policies for Medicaid Expansion members.
- **Managed Care Plans use their own reimbursement methodology and fee schedules.** Providers are paid according to Blue Cross Blue Shield's policy for Medicaid Expansion members.
- **North Dakota Medicaid has carved out pharmacy benefits for Medicaid Expansion members.** Pharmacy benefits are the same for Medicaid Expansion and traditional Medicaid.

# How does ND Medicaid pay for services?

## **Traditional Medicaid: Fee For Service (FFS)**

State pays providers directly for each covered service received by a Medicaid member.

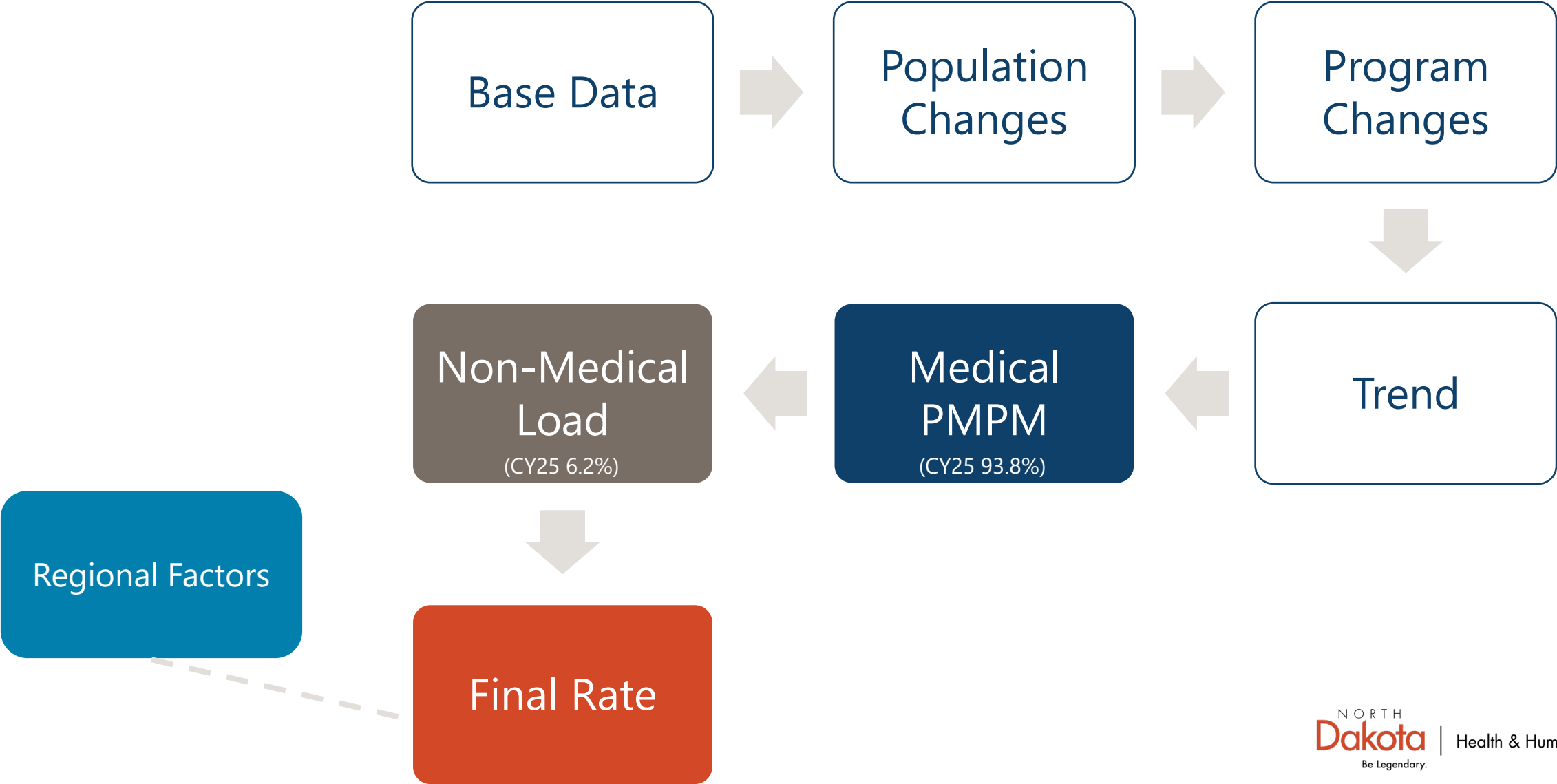
Only services received by members are paid.

## **Medicaid Expansion: Managed Care Organization (MCO)**

State pays a monthly fee called a capitation payment to the managed care organization (MCO).

Monthly fee is paid to MCO regardless of member use of services.

# Capitation Rate Development Process



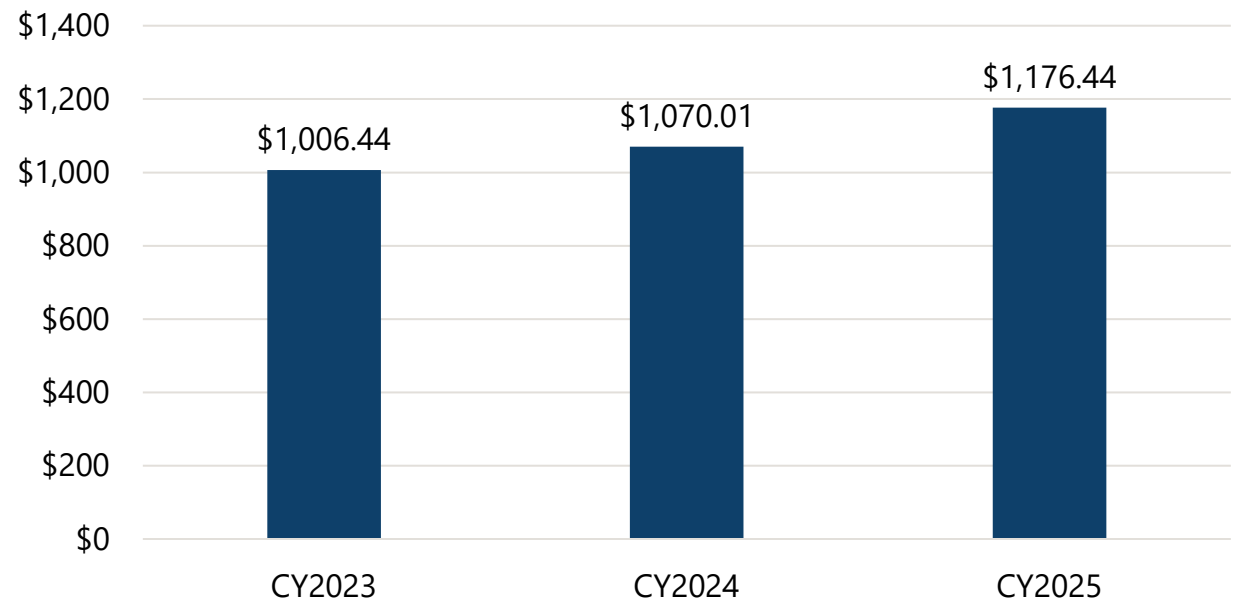
# 2025 Capitation Rates

CY2025 capitation rates are in development by our actuary in conjunction with HHS and BCBSND.

- CY2025 capitation rates implement [Senate Bill 2012](#) provision to ensure that the capitation rate calculation assumes that MCO rates will not exceed 145% of Medicare reimbursement, except for services noted in Section 22.

- No decrease to the CY2025 Capitation Rates to comply with 145% of Medicare requirement.
  - Actuarial analysis showed BCBS was already at 144.5% in aggregate of Medicare.
- Overall, 9.1% increase in rates for CY2025.

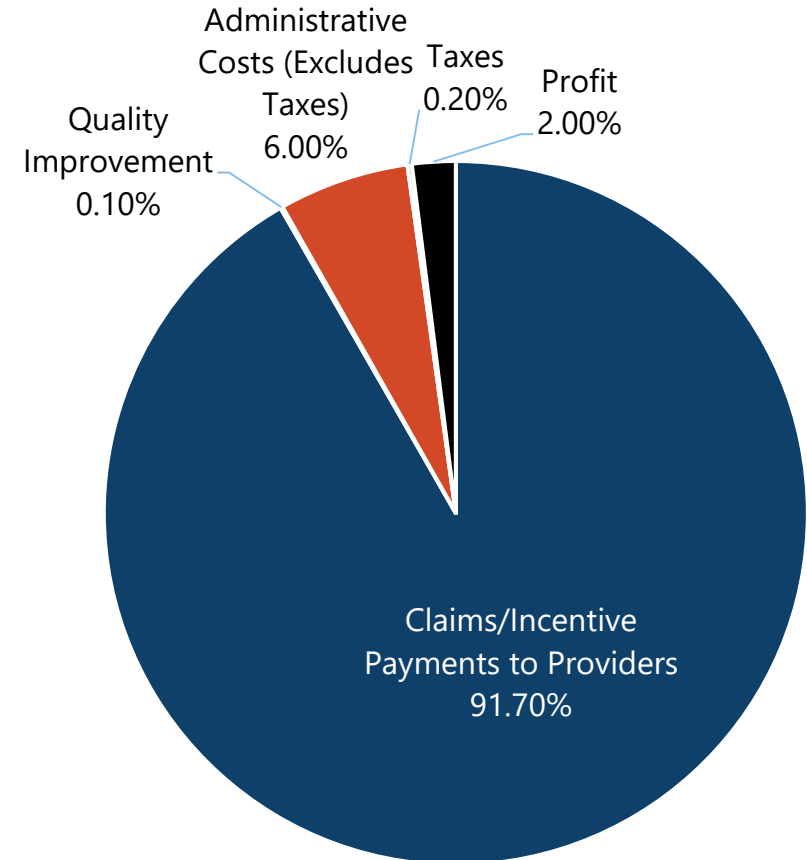
Blended Per Member Per Month Rate



# Medical Loss Ratio (MLR) & Profit Cap





- Since reprocurring the Medicaid Expansion contract in 2022, ND Medicaid has used both a Medical Loss Ratio (MLR) and Profit Cap to protect the state.
  - Profit Cap: Overall limit on the amount of profit that can be retained by the plan.
  - Medical Loss Ratio: Requires a specific percentage of the total capitation is spent on services and quality improvement. Protects states from paying for excessive administrative expenses or profits.
- While providing overall protection to the state, a profit cap can be a disincentive to continued innovation and lowering administrative costs.
- For CY 2025, ND Medicaid will use a robust MLR as the key Managed Care risk mitigation strategy.










Allocation of Retained MCO Revenue



# Performance Withhold: 2023

- 2% of Capitation Payments were withheld from the monthly premium.
- MCO had opportunity to earn back funds based on meeting quality goals.

Quality Rating	Earn Back Percent	Quality Performance
	0%	MCO rate below NCQA Quality Compass National Average
	50%	MCO rate equals or exceeds NCQA Quality Compass National Average, but is less than 75 <sup>th</sup> percentile
	75%	MCO rate equals or exceeds NCQA Quality Compass 75 <sup>th</sup> percentile but does not meet 90 <sup>th</sup> percentile
	100%	MCO rate equals or exceeds NCQA Quality Compass 90 <sup>th</sup> percentile

Measure	CY2023 Quality Rating
Initiation and Engagement of Substance Use Disorder (SUD) Treatment	
Follow up after ER Visit for SUD	
Follow up after ER Visit for Mental Illness	
Controlling High Blood Pressure	
Hemoglobin A1c Control for Patients with Diabetes	
Eye Exam for Patients with Diabetes	
Plan All Cause Readmissions	
Chronic Obstructive Pulmonary Disease (COPD) or Asthma in Older Adults Admission Rate	
Diabetes Short Term Complications Admissions Rate	

**22.93% Total Earn Back for CY 2023**



# Drugs

# Coverage

- **Prescription Only/Legend Drugs:** federal law requires Medicaid to cover all legend drugs of manufacturers who have signed a Medicaid Drug Rebate Agreement (MDRP)
  - Essentially all legend drugs are covered as most manufacturers participate in the MDRP
- **Over-the-Counter Drugs:** some are covered if they are part of the MDRP as outlined in the Pharmacy Provider Manual
- **Supplements/Vitamins:** some are covered as outlined in the Pharmacy Provider Manual
  - Medicaid works with the health division to cover some supplements required for treatment of diseases
- **Diabetic Supplies:** glucose test strips, meters, lancets, continuous glucose monitors, insulin syringes, tubeless insulin pumps, and pen needles as outlined in the Preferred Drug List (PDL)
- **Other:** inhaler spacers, injectable medication supplies (syringes, needles)

# Drug Use Review

- **Drug Use Review (DUR) Board:**

- Mandated by federal and state law; board meets quarterly to provide recommendations on our pharmacy prior authorization (PA) program and our DUR program. Six physicians and six pharmacists are voting members of the DUR Board.

- **Prior Authorization (PA):**

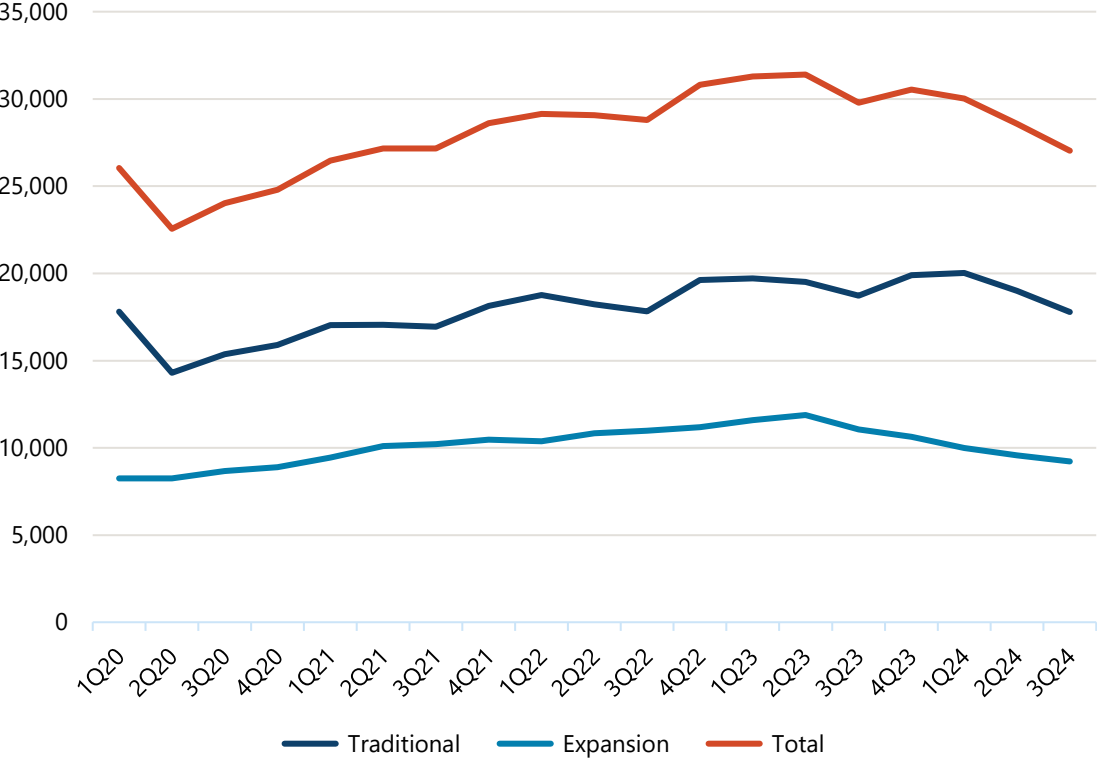
- Over 900 PAs received in December 2024
- A Preferred Drug List (PDL) is a requirement for supplemental drug rebate agreements. ND has decided to use it for our entire PA program. The PDL outlines coverage parameters for many medications, including PA criteria.

- **DUR Program:** Mandated by federal law; includes prospective and retrospective education on therapeutic duplication, drug-disease contraindication, drug-drug interaction, incorrect drug dosage, incorrect duration of drug treatment, drug-allergy, and clinical abuse/misuse edits

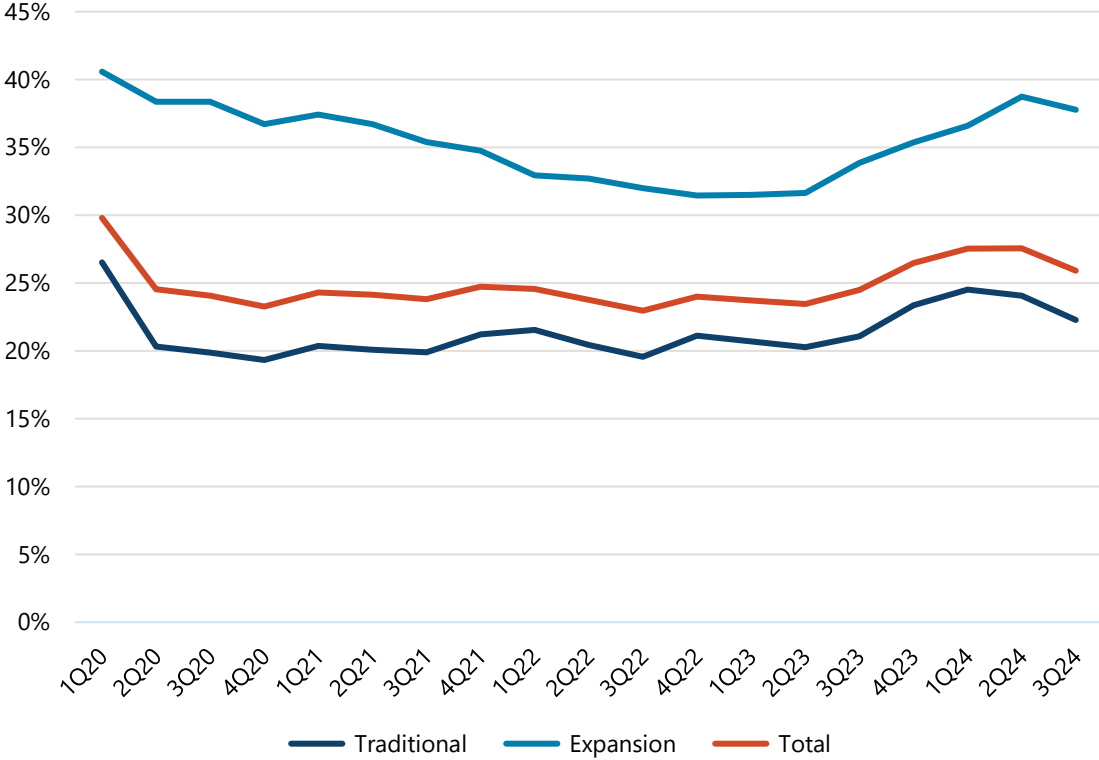
- **Prospective DUR:** Prospective DUR requirements to ensure appropriate payment and provision of prescription drugs as well as drug counseling and patient profile requirements
- **Retrospective DUR:** Roughly 400 cases reviewed two of every three months; once a quarter, a targeted mailing is done; letters are mailed to pharmacists and prescribers

# Utilizers of Pharmacy Services

### Members Utilizing Pharmacy Services

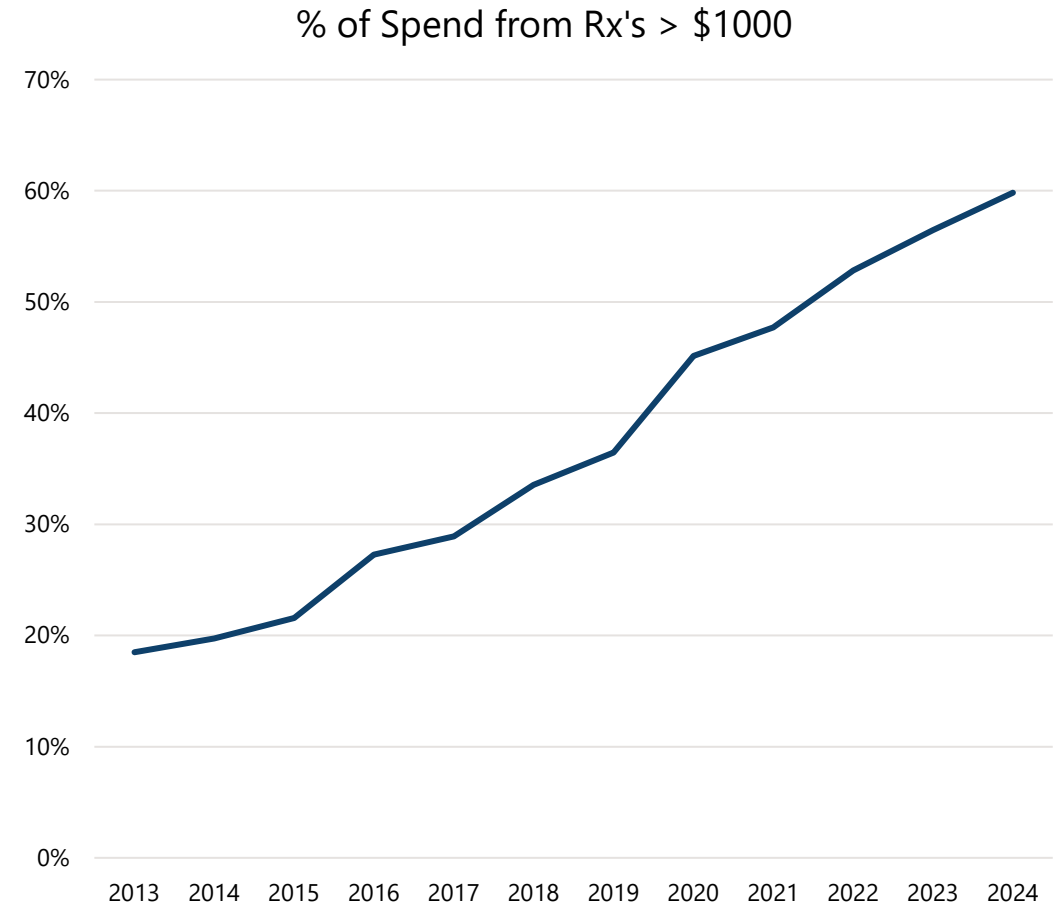


### Percentage of Members Utilizing Pharmacy Services

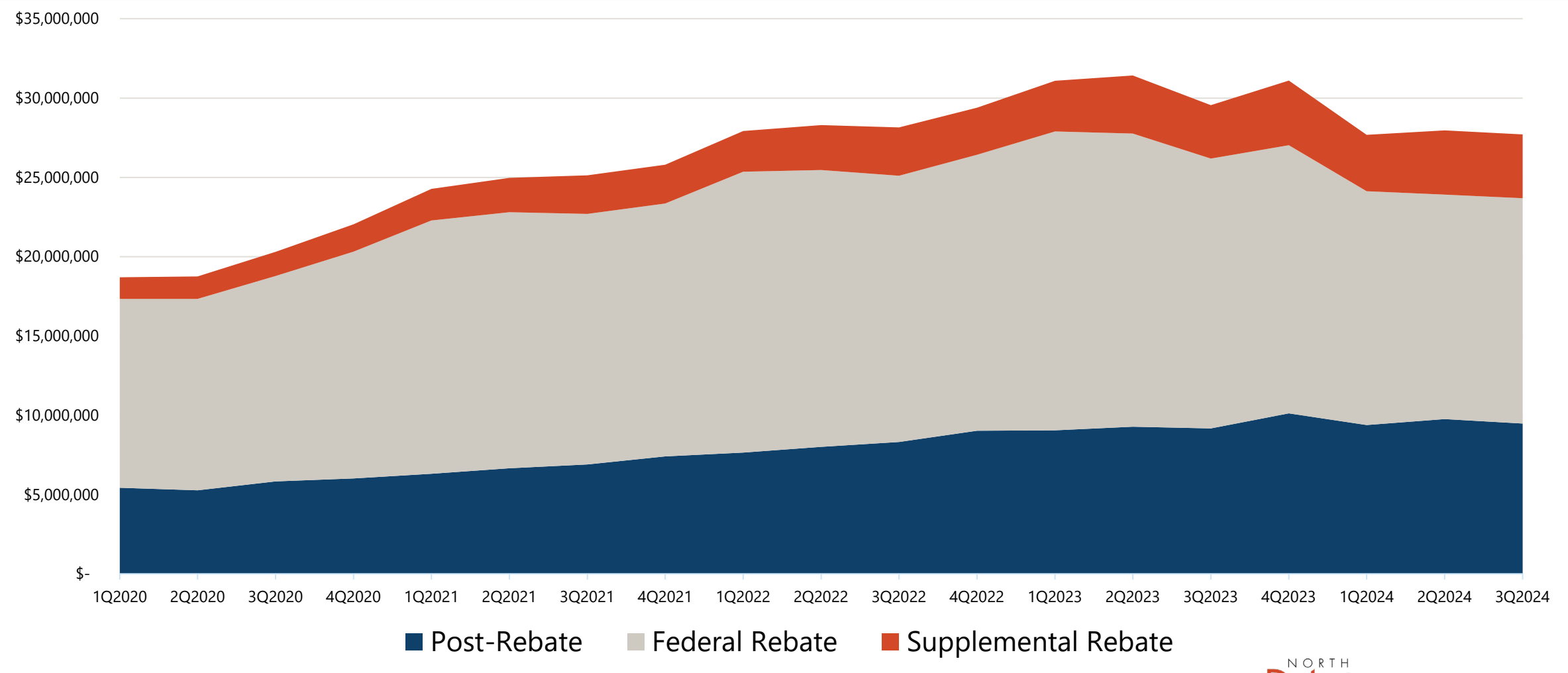


# Cost Drivers

- **6 Drug Classes:** 6 drug classes make up 36.3% of the drug budget (4Q23 to 3Q24):
  - Cystic Fibrosis, Immunomodulators, Migraine, Non-Insulin Diabetes, Pulmonary Hypertension, Tardive Dyskinesia
  - Spend for these classes increased by 138% between 1Q2020 and 3Q2024 to \$10 million per quarter
  - During the same period, claims volume for drugs in these classes only increased by 14%
- **50 Hyper-Cost Drugs:** 50 hyper-cost drugs make up 33.7% of the drug budget (4Q23 to 3Q24):
  - Over \$950,000 spent on 22 claims from 4Q23 to 3Q24 on just 3 drugs: Daybue, Gattex, and Oxervate



# Rebates are Increasingly Important



# 2025 – 2027 Budget & Other Resource Requirements

# Comparison of budgets and funding

## By Major Expense

Description	2023-25 Budget Base	Increase/ (Decrease)	2025-27 Executive Budget
Salaries and Benefits	\$ 21,072,281	\$ 2,528,269	\$ 23,600,550
Operating	70,793,645	17,336,681	88,130,326
IT Services	61,578,286	6,515,475	68,093,761
Capital Asset Expense	-	-	-
Capital Assets	-	-	-
Grants	2,684,129,807	(102,087,611)	2,582,042,196
<b>Total</b>	<b>\$ 2,837,574,019</b>	<b>\$ (75,707,186)</b>	<b>\$ 2,761,866,833</b>
<b>General Fund</b>	<b>\$ 973,425,702</b>	<b>\$ 28,379,563</b>	<b>\$ 1,001,805,265</b>
<b>Federal Funds</b>	<b>1,804,099,685</b>	<b>(97,802,656)</b>	<b>1,706,297,029</b>
<b>Other Funds</b>	<b>60,048,632</b>	<b>(6,284,093)</b>	<b>53,764,539</b>
<b>Total Funds</b>	<b>\$ 2,837,574,019</b>	<b>\$ (75,707,186)</b>	<b>\$ 2,761,866,833</b>



# Comparison of budgets and funding

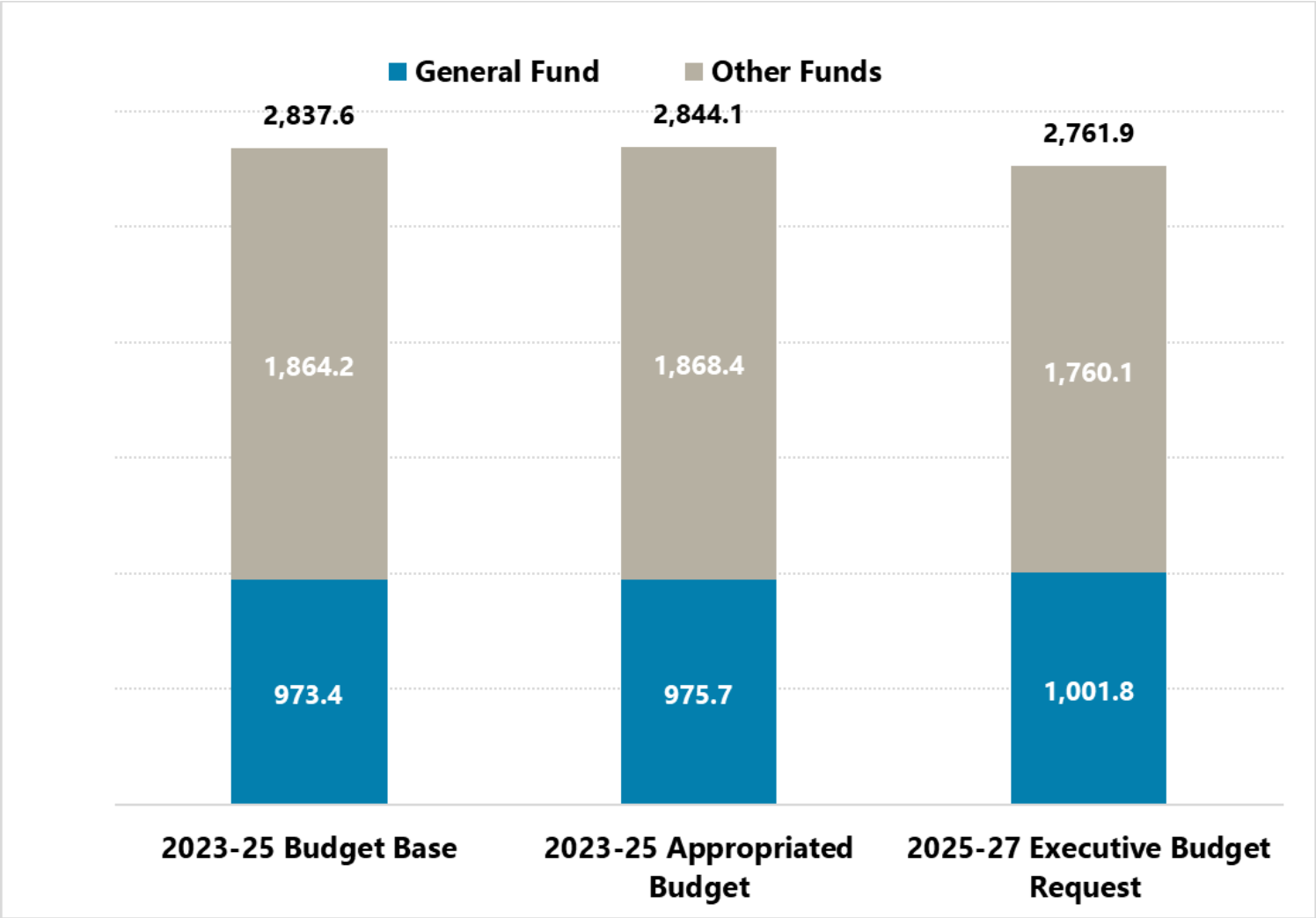
## By Base Budget, Current Appropriated Budget, and Requested Budget

### 2023-25 Appropriated Budget

- \$4.5M One-time funding for Program Integrity Audits
- \$0.6M One-time funding for Basic Care Rate Study
- \$1.4M in One-time funding for Cross-Disability Advisory Council

### 2025-27 Executive Request

- \$3.0M Cost to Continue Salary
- (\$56.6M) Cost/Caseload Changes
- (\$29.5M) Underfunding Medical Assistance Grants to meet base budget target



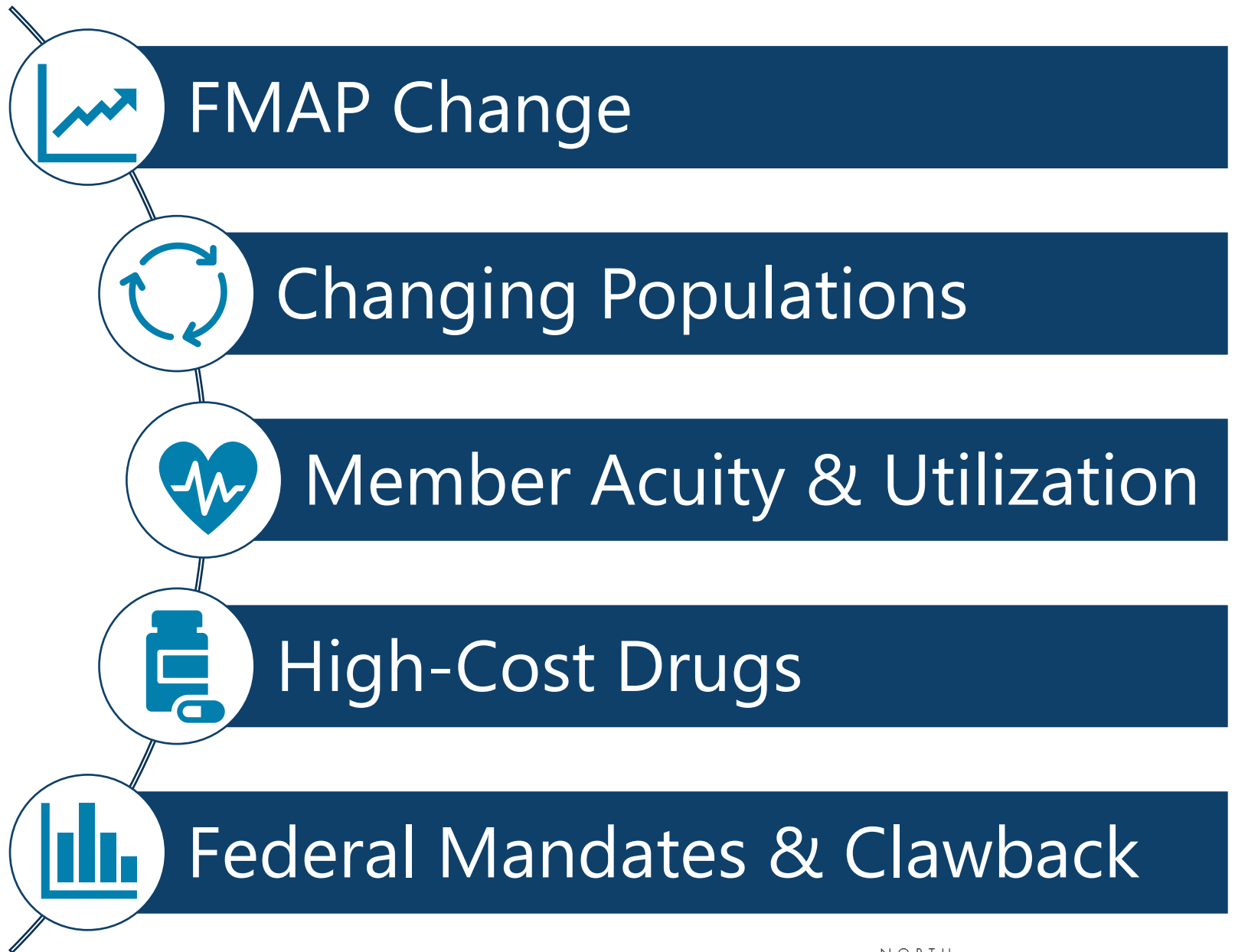
# Legislative Bills with Potential Budget Impact

- HB 1067 – allows Medicaid coverage for otherwise eligible children lawfully present in the US and extends the Autism Spectrum Disorder waiver age to 21.
- SB 2096 – creates regional acute psychiatric treatment and residential supportive housing services.

# Summary

Key Budget Drivers & Take Aways

# Key Budget Drivers



# Take-Aways

- Bending the Cost Curve
- Delivering Whole Person Care
- Promoting Sustainability & Value
- Improving the Member & Provider Experience



# Contact information

**Sarah Aker**

Executive Director, Medical Services  
saker@nd.gov

**[hhs.nd.gov](https://hhs.nd.gov)**