

Unintentional Drug Overdose Deaths

2024 Legislative Report

*Preliminary Data for 2022, 2023 and 2024

**Data through July 31, 2024

Substances Involved in Drug Overdose Deaths 2019-2024*

630

Total Number of Unintentional Drug Overdose Deaths¹

490

Opioids

403

Fentanyl

347

Amphetamines

190

Alcohol

186

Marijuana

93

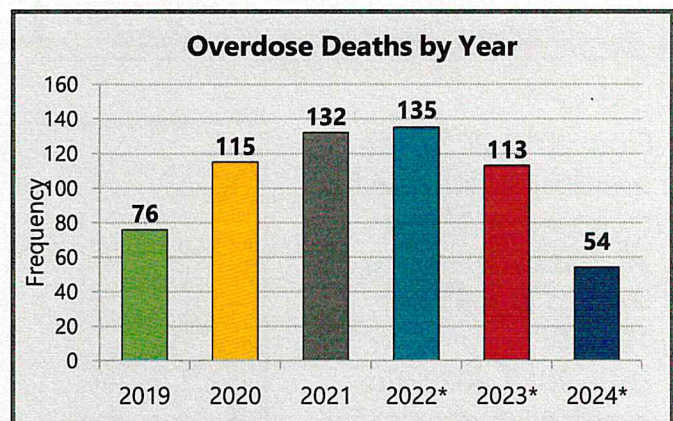
Benzodiazepines

¹More than one substance may be present in a single case, so subsets will not equal the total.

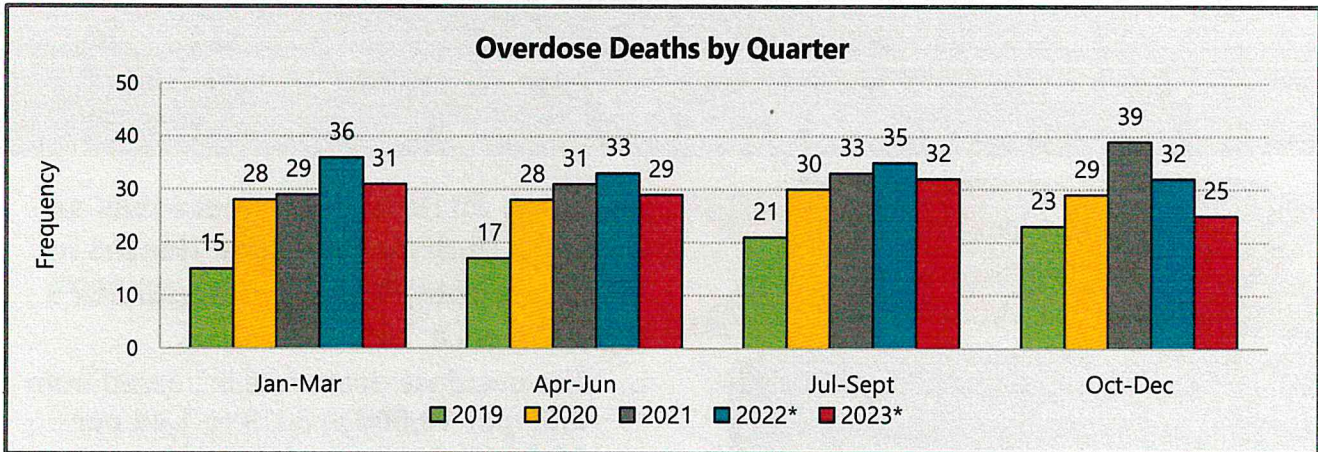
Majority of the deaths had more than one substance (polysubstance) identified in the toxicology results. The most common two-substance combination were **opioids and amphetamines (37%)**.

Between 2019 to 2022 there was an increase in drug overdose deaths in North Dakota, but provisional 2023 data shows a 16% decrease.

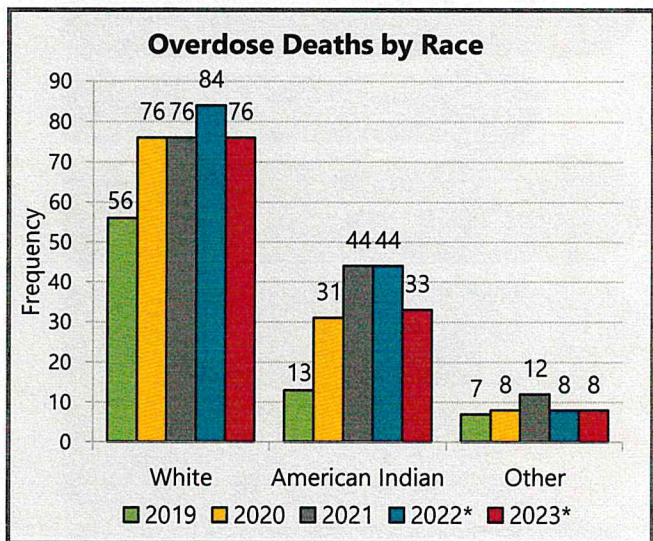
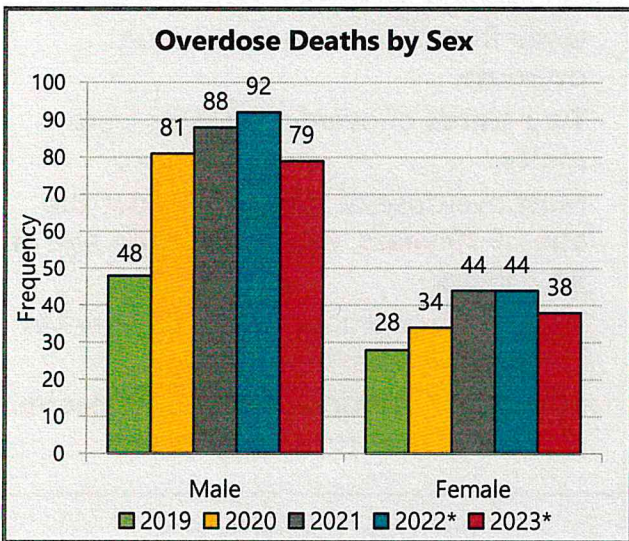
- The overdose death rate increased from **0.98 per 10,000** in 2019 to **1.44 per 10,000** in 2023, which is a **48% increase** during that five-year time period.
- On average, **2 North Dakotans die each week** from an unintentional drug overdose.
- **Two-thirds** of overdose deaths were **males**.
- Most overdose deaths were **under the age of 39 years**, with an **average age of 37.2 years**.
- **74%** of the overdose deaths occurred at **home or an apartment**.
- **30%** of the overdose deaths had **alcohol present** in their toxicology results.



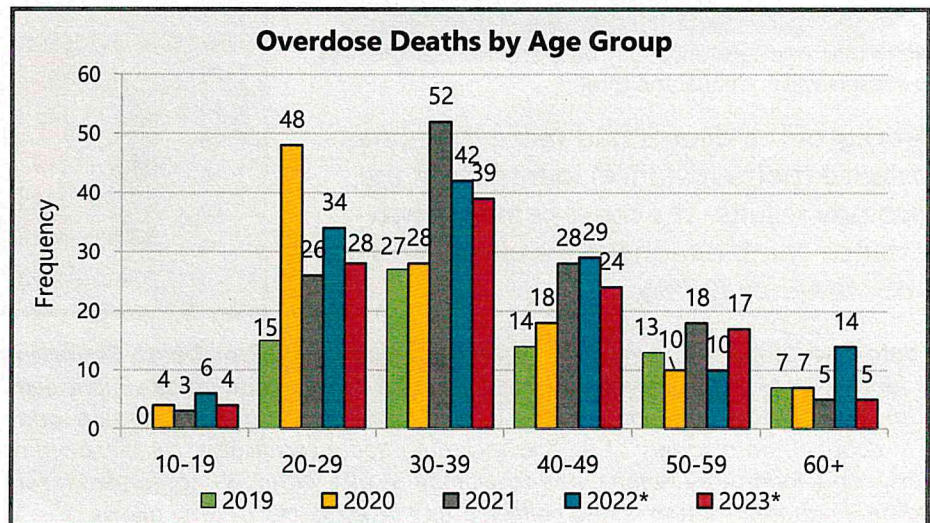
The data from this report comes from the **North Dakota Violent Death Reporting System (NDVDRS)**. NDVDRS is a CDC funded, state-based surveillance program that collects data on all violent deaths (homicides, suicides, accidental firearm deaths, deaths of undetermined intent, deaths from legal intervention, and terrorism). NDVDRS collects data on violent deaths from a variety of sources including death certificates, coroner/medical examiner reports, law enforcement reports, crime laboratory reports, and toxicology results. Although not funded through this program, unintentional drug overdose death information is also collected and investigated as time allows.



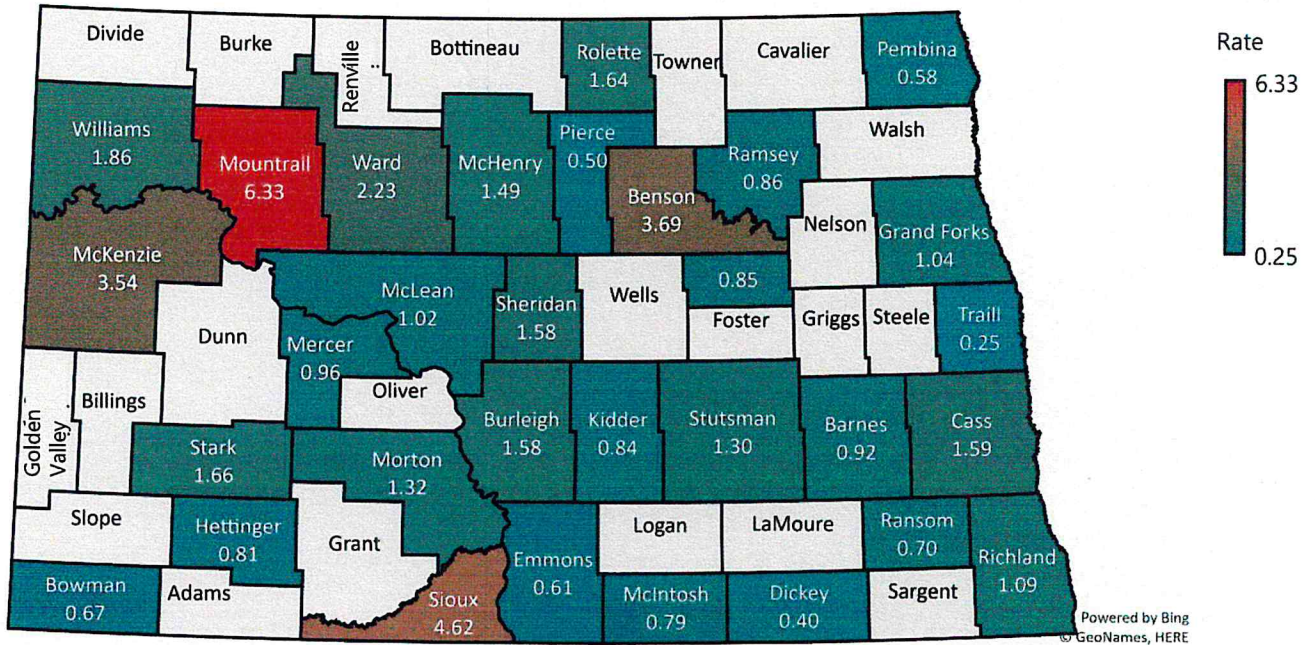
Demographic Characteristics of Unintentional Drug Overdose Deaths



- From 2019-2023, the overdose death rate for males was **1.95 per 10,000** compared to females at **0.99 per 10,000**.
- From 2019-2023, the overdose death rate for the American Indian (AI) population was **8.48 per 10,000** compared to the White population at **1.14 per 10,000**.

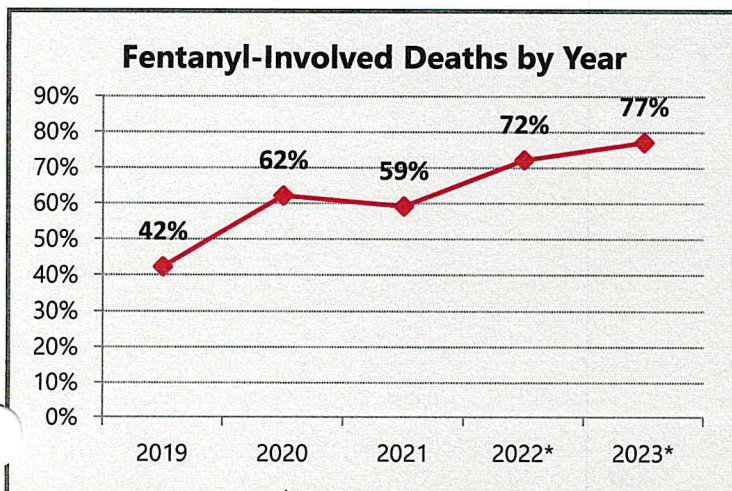
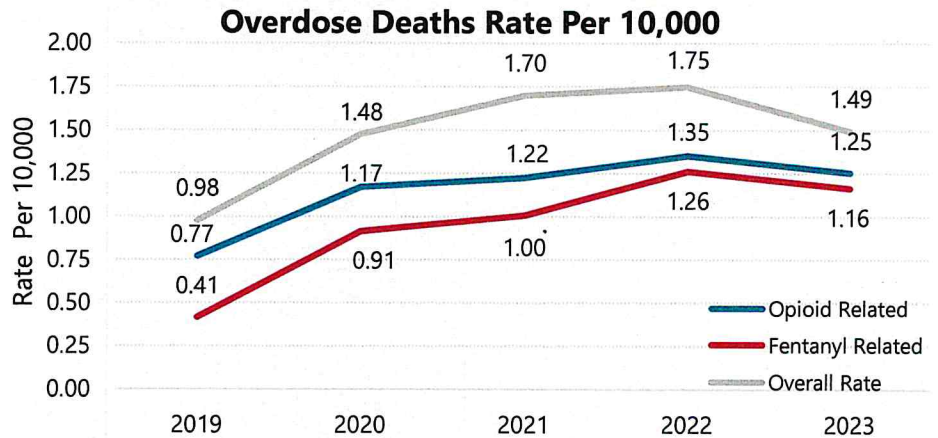


Overdose Deaths per 10,000 by County where Injury Occurred, 2019-2023



33 counties in North Dakota (ND) have recorded an overdose death since 2019.

Mountrail, Sioux, and Benson Counties have the highest rates of overdose deaths in ND since 2019 with over **2x** the state overdose death rate.



Fentanyl-Involved Overdose Deaths

Fentanyl-involved overdose deaths have risen significantly since 2019 to as high as **1.26 per 10,000 in 2022**. Since 2019, **64%** of the overdose deaths had Fentanyl present in their toxicology results.

Another emerging threat is xylazine; a non-opioid tranquilizer that is combined with fentanyl. Since 2019, ND has had **13 xylazine-positive** overdose deaths

1998

1999

2000

2001

2002

2003

2004

2005

2006

2007

2008

2009

2010

2011

2012

2013

2014

2015

2016