



NORTH
Dakota | Administrative Hearings
Be Legendary.™

MEMORANDUM

TO: Sixty-ninth Legislative Assembly
State of North Dakota
House Appropriations – Human Resources Committee

FROM: Hope L Hogan, Director
Office of Administrative Hearings

RE: OAH 2025-2027 Operating Budget Request
Senate Bill No. 2017

DATE: March 6, 2025

The mission of the Office of Administrative Hearings (OAH) is to conduct orderly, fair, and impartial hearings and to issue prompt, reasoned recommended or final decisions. If a person receives a benefit or license from the state, the person is entitled to a hearing under the Due Process Clause of the Constitution. OAH provides substantive due process by deciding justly with well-reasoned decisions in accordance with the law. OAH also provides procedural due process by providing a neutral and unbiased tribunal that is independent from the governmental entity that provides the benefit or license. OAH listens to both sides of a dispute and allows each party the right to present evidence and cross-examine the other party's evidence. If the governmental entity that provides the benefit or license were to make the determination, there is the perception of bias. OAH provides experienced, professional, and neutral judges.

Hope L. Hogan DIRECTOR

2911 North 14th Street - Suite 303 | Bismarck, North Dakota 58503

PHONE 701-328-3200 | FAX 701-328-3254 | oah@nd.gov | oah.nd.gov

STAFF:

The prior director, Tim Dawson, retired on January 3, 2025. OAH currently has two fulltime administrative law judges (ALJs) - Jessica Binder, who started with our office in July 2021; and myself, who started in November 2018. OAH has two additional FTEs - our office manager Frances Zuther and administrative assistant Louise Wetzel. OAH also contracts with four part-time, as-needed ALJs. The contracted ALJs primarily handle Workforce Safety and Insurance (WSI) hearings. Three of these ALJs work out of Fargo and one works out of Bismarck.

The full-time, permanent ALJs conduct a mixture of agency hearings but, primarily, Department of Health and Human Services (DHHS), Public Service Commission (PSC), Workforce Safety and Insurance (WSI), Human Resource Management Services - state employee grievance hearings, and occupational licensing hearings. For 2024, I, Judge Hogan, had primarily a workload of WSI and PSC hearings. The other two fulltime ALJs conducted mainly DHHS hearings and other agency hearings. Since Director Dawson's retirement, we have not filled his vacated FTE. We will continue with two fulltime ALJs for the time being. Workload considerations and the need for the replacement of contract ALJs may require new contract ALJs at some time in the future if caseloads increase. Another option to handle additional caseload would be for OAH to employ more fulltime permanent ALJs. Currently, OAH is authorized for three permanent ALJs.

CASELOAD:

OAH conducts hearings for:

- State and local agencies and entities that are required to use OAH (*see* N.D.C.C. §§ 54-57-03(1), 40-51.2-12, 40-47-01.1, and 15.1-15-08);
- State agencies that voluntarily use OAH, such as the PSC, the Insurance Department, the Industrial Commission, the Department of Water Resources, colleges and universities for personnel hearings, UND Title IX hearings, and occasionally Job Service North Dakota for conflict unemployment compensation hearings; and
- Local entities such as cities or counties that voluntarily use OAH to conduct certain hearings such as employee discipline.

Over the years, OAH has conducted hearings for over 100 different state and local government agencies or entities. Some agencies make many requests each year, while others have made only a few requests since OAH was established. The table below shows the number of requests OAH has received per year for the last nine years:

<u>Year</u>	<u>Hearing Requests</u>
2016	717
2017	663
2018	646
2019	482
2020	432
2021	364
2022	404
2023	446
2024	449

For calendar year 2023, 27 different agencies or entities made 446 requests for hearing. For calendar year 2024, 22 different agencies or entities made 499 requests for hearing. Combined, OAH had 945 requested hearings from 34 different agencies or entities. *See Attachment "A."* This was an increase from the prior two years (2021 and 2022) where OAH had 768 requested hearings from 39 different agencies or entities.

For the first 20 months of this biennium (July 1, 2023, through February 28, 2025), 27 different agencies or entities have made 782 requests for hearing. *See Attachment "B."* As you can see from the attachments, the bulk of requests for hearing have come from two agencies, DHHS and WSI, which is typical for most biennia. Another increasingly frequent OAH user in the last few years is the PSC. OAH has also started conducting Title IX hearings for the University of North Dakota.

OAH does not hold a hearing for every request made. Some cases settle prior to hearing; some requests are withdrawn or abandoned; and on occasion, matters are disposed of by prehearing motion. Attachment "C" shows the number of hearings held for calendar years 2023 and 2024. Approximately 65 percent of hearing requests went to hearing. In the previous two years (2021 and 2022), 66 percent of the hearing requests went to hearing. Historically, between 45 percent and 55 percent of hearings requested go to hearing.

While not for all cases, OAH routinely holds prehearing conferences. This is an opportunity to confer with the parties prior to the hearing; answer questions or address concerns; and pick a hearing date, location, and prehearing deadlines. Prehearing conferences are usually held for more complex cases. For calendar years 2023 and 2024, 341 prehearing conferences were held which was down slightly from 387 for calendar years

2021 and 2022. See Attachment “D.” OAH holds prehearing conferences for approximately 36 percent of hearing requests.

As our caseload evolves, another way to gauge our activity is to review billable hours.

The table below shows total billable hours for OAH for the past four years:

<u>Year</u>	<u>Billable Hours</u>
2021	5373.2
2022	4957.8
2023	4538.4
2024	4206.2

Attachment “E” shows a breakdown of billable hours by agency. As you can see, our billable hours for DHHS have remained steady and have rebounded since COVID, but our billable hours for WSI cases are down significantly.

BUDGET:

- The OAH budget is funded completely through special funds and with no federal funds.
- OAH has a continuing appropriation under North Dakota Century Code Section 54-57-07.
- The OAH budget has little to no change from last biennium.
- The OAH budget is two lines; one for salaries and benefits for 5 FTEs and one for operating. Of the operating line, 78 percent is to pay contract ALJs for work completed, 7 percent for IT, and 5.7 percent for office space.
- OAH charges an hourly fee for its service to the requesting entities. The rate of \$215 per hour has been in place since July 1, 2023. As of January 2025, the rate was

increased to account for the decrease in billable hours. OAH contract with WSI, so the rate for WSI will not increase until the state of the next biennium.

ACCOMPLISHMENTS AND CHALLENGES

- **WSI Case Processing.** Under N.D.C.C. § 54-57-09, OAH is required to track processing time of WSI cases. The goal is to average 215 days or less from the date the case is received by OAH to the date the decision issued. OAH must track this on a monthly, rolling six-month average. OAH has adopted case processing standards to meet this goal. OAH reports to the state advisory council each quarter.

Attachment “F” shows the rolling average for the current biennium. OAH has reduced the average number of days to process a case from 290 to around 160 days. This is a reduction of at least 130 days or about 45 percent and is below the goal of under 215 days.

- **Conducting Hearings.** With CARES Act money, OAH equipped its hearing rooms with equipment to conduct hearings by video conferences and improved audio recording equipment to help facilitate these hearings. OAH conducts remote hearings when requested using this technology.

OAH also conducts in-person hearings both in OAH hearing rooms and in remote locations across the state. In-person hearings are common for WSI hearings and cases concerning professional licensure matters and parental rights. Sometimes a hearing involves credibility issues. It is advantageous to judge demeanor and credibility when hearing testimony is face-to-face. OAH also conducts in-person hearings for complex cases or when requested by the parties. Being able to talk directly to the ALJ reflects well on the accessibility of government, and this value exceeds the increased cost and inconvenience to the ALJ and agency involved.

- OAH continues to explore other ways to incorporate technology and make our office more accessible. One priority is to adopt procedures for electronic filing.

- **Funding.** Our biggest current challenge is funding. While our 2024 hearing requests increased by 53, our billable time decreased by 327.5 hours. There are many reasons for the decrease in billable hours such as:

- An increase in the number of cases that settle;
- Many DHHS cases generate only a few billable hours per case;
- More hearings being held by video conference versus traveling for the hearing; and
- More efficient ALJs.

OAH has eliminated as many expenses as possible to address the decrease in billable hours. At the end of the year, OAH eliminated our research software, Westlaw, and a program called Logikcull which transcribes hearings. For the time being, OAH will not fill the open FTE vacated by Director Dawson's retirement and will handle as many hearings as possible with our permanent, fulltime ALJs to cut down on the cost of the contract ALJs. Because OAH is funded by special funds, it is dependent on a sufficient caseload to cover our expenses. Our billable hours have decreased from 7,972.8 hours in 2018 to 4,208.3 hours in 2024, a change of 3,764.5 hours.

CASH BALANCE:

OAH can carry forward a cash balance at the end of the biennium. Historically, OAH has maintained a comfortable cash balance. More recently, the cash balance has been used to meet our operating expenses caused by the decrease in billable hours. The history of OAH's cash balance from June 2020 to present is found in Attachment "G." As of the end of February 2025, OAH has a negative cash balance.

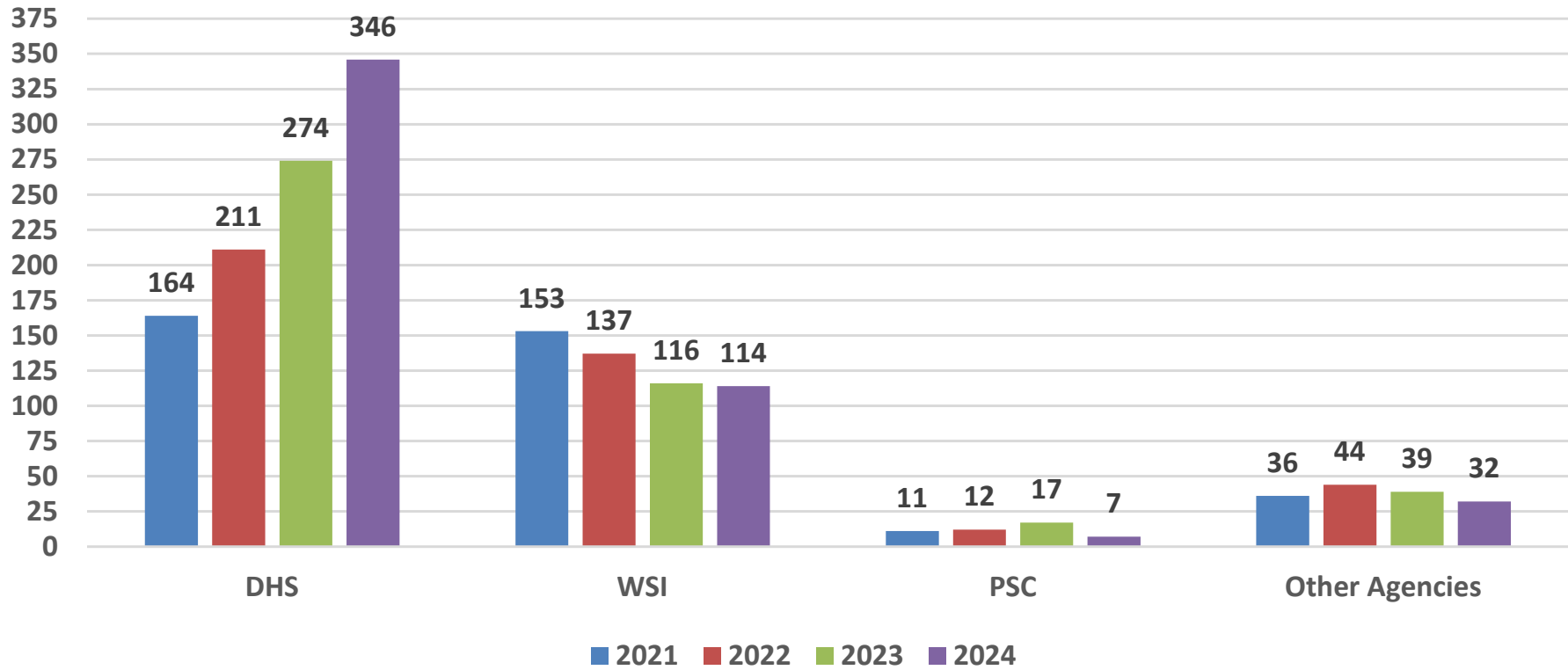
For the years 1991 through 1997, OAH was funded by both special funds and general funds. In 1997, OAH's funding was modified to special funds only, but OAH was authorized for a general fund loan up to \$100,000. For the 1999-2001 biennium, the authorized general fund loan was increased to \$150,000. The language of that appropriation was as follows:

1997 SB 2018, Section 2 reads:

SECTION 2. OFFICE OF ADMINISTRATIVE HEARINGS – LOAN FROM STATE GENERAL FUND – APPROPRIATION OF LOAN REPAYMENT. Notwithstanding any other provision of law, the office of administrative hearings is authorized to borrow up to \$100,000, which amounts are hereby appropriated from the state general fund during the biennium, beginning July 1, 1997, and ending June 30, 1999. The office of administrative hearings shall inform the office of management and budget of any loan required pursuant to this section. Any loan made to the office of administrative hearings under this section must be repaid to the state general fund by June 30, 1999, and any loan repayments made by the office of administrative hearings are hereby appropriated for the biennium beginning July 1, 1997, and ending June 30, 1999.

It is estimated that by not filling the open ALJ FTE we will recover slowly. However, OAH is dependent on case requests. It's impossible to forecast case requests, thus we have ongoing funding concerns. Similar to 1997 SB 2018, OAH would propose an amendment to SB 2017 to authorize OAH to take a line-of-credit to cover any deficiency. OAH would propose a line-of-credit from the Bank of North Dakota rather than a general fund loan. OAH would also propose authority for the line-of-credit to continue into the next biennium to ensure OAH does not have a deficient balance at the end of the biennium.

Requests Received 2021 through 2024



Hearing Requests Received by Agency

Requests Received Between 01/01/2021 and 12/31/2024

Office of Administrative Hearings

Agency	2021	2022	2023	2024	Total
1 Alexander Public School District	0 0.0%	0 0.0%	0 0.0%	1 0.2%	1 0.1%
2 Attorney General, Office of	0 0.0%	0 0.0%	0 0.0%	1 0.2%	1 0.1%
3 Beach Public School District No. 3	0 0.0%	1 0.2%	0 0.0%	0 0.0%	1 0.1%
4 Belcourt Public School District	0 0.0%	1 0.2%	0 0.0%	0 0.0%	1 0.1%
5 Chiropractic Examiners, State Board of	0 0.0%	0 0.0%	1 0.2%	0 0.0%	1 0.1%
6 Cosmetology, Board of	0 0.0%	1 0.2%	0 0.0%	0 0.0%	1 0.1%
7 DHS, Human Services, Department of	164 45.1%	211 52.2%	274 61.4%	346 69.3%	995 58.1%
8 Dickinson State University	0 0.0%	1 0.2%	0 0.0%	0 0.0%	1 0.1%
9 Dunseith Public School District	0 0.0%	0 0.0%	1 0.2%	0 0.0%	1 0.1%
10 Education Standards & Practices Board	0 0.0%	1 0.2%	0 0.0%	1 0.2%	2 0.1%
11 Electrical Board, N.D. State	0 0.0%	0 0.0%	1 0.2%	1 0.2%	2 0.1%
12 Fargo Public Schools	0 0.0%	1 0.2%	0 0.0%	0 0.0%	1 0.1%
13 FI, Banking Board	0 0.0%	0 0.0%	0 0.0%	1 0.2%	1 0.1%
14 Game and Fish Department	1 0.3%	1 0.2%	1 0.2%	2 0.4%	5 0.3%
15 Grand Forks Public School District	0 0.0%	0 0.0%	1 0.2%	0 0.0%	1 0.1%
16 Health, Department of	2 0.5%	1 0.2%	1 0.2%	2 0.4%	6 0.4%
17 Health, Health Facilities	0 0.0%	0 0.0%	1 0.2%	0 0.0%	1 0.1%
18 Horace, City of	1 0.3%	0 0.0%	0 0.0%	0 0.0%	1 0.1%
19 Human Resource Management Services	0 0.0%	5 1.2%	3 0.7%	5 1.0%	13 0.8%
20 IC, Insurance Commissioner	1 0.3%	1 0.2%	1 0.2%	2 0.4%	5 0.3%
21 Industrial Commission	4 1.1%	5 1.2%	1 0.2%	1 0.2%	11 0.6%
22 Job Service North Dakota	0 0.0%	1 0.2%	0 0.0%	0 0.0%	1 0.1%
23 Labor and Human Rights, Department of	1 0.3%	4 1.0%	0 0.0%	1 0.2%	6 0.4%
24 Lake Region State College	1 0.3%	0 0.0%	0 0.0%	0 0.0%	1 0.1%
25 Maddock School District	1 0.3%	0 0.0%	0 0.0%	0 0.0%	1 0.1%
26 Mandaree Public School District #36	1 0.3%	0 0.0%	0 0.0%	1 0.2%	2 0.1%
27 Massage Therapy, ND Board of	0 0.0%	1 0.2%	0 0.0%	1 0.2%	2 0.1%
28 Medicine, Board of	0 0.0%	0 0.0%	2 0.4%	0 0.0%	2 0.1%
29 Milnor Public School District	1 0.3%	0 0.0%	0 0.0%	0 0.0%	1 0.1%
30 Minot Public School District	0 0.0%	0 0.0%	1 0.2%	0 0.0%	1 0.1%
31 Minot State University	0 0.0%	1 0.2%	0 0.0%	0 0.0%	1 0.1%
32 Munich Public School District No. 19	0 0.0%	1 0.2%	0 0.0%	0 0.0%	1 0.1%
33 New Rockford-Sheyenne School District	0 0.0%	0 0.0%	1 0.2%	0 0.0%	1 0.1%
34 New Town Public School District	0 0.0%	1 0.2%	1 0.2%	0 0.0%	2 0.1%
35 Nursing, State Board of	1 0.3%	0 0.0%	1 0.2%	0 0.0%	2 0.1%
36 Parshall Public School District	0 0.0%	0 0.0%	1 0.2%	0 0.0%	1 0.1%
37 Pingree-Buchanan Public School	0 0.0%	1 0.2%	0 0.0%	0 0.0%	1 0.1%
38 Professional Engineers & Land Surveyors Board	1 0.3%	0 0.0%	2 0.4%	1 0.2%	4 0.2%
39 PSC, Public Service Commission	11 3.0%	12 3.0%	17 3.8%	7 1.4%	47 2.7%
40 Public Employees Retirement Board	1 0.3%	0 0.0%	1 0.2%	0 0.0%	2 0.1%

Hearing Requests Received by Agency

Requests Received Between 01/01/2021 and 12/31/2024

Office of Administrative Hearings

Agency	2021	2022	2023	2024	Total
41 Public Instruction, Department of	4 1.1%	6 1.5%	6 1.3%	4 0.8%	20 1.2%
42 Real Estate Appraiser Qualifications and Ethics Boar	2 0.5%	0 0.0%	0 0.0%	0 0.0%	2 0.1%
43 Real Estate Commission	0 0.0%	0 0.0%	2 0.4%	0 0.0%	2 0.1%
44 Securities Department	0 0.0%	1 0.2%	2 0.4%	1 0.2%	4 0.2%
45 UND, University of North Dakota	9 2.5%	5 1.2%	4 0.9%	3 0.6%	21 1.2%
46 Valley City State University	1 0.3%	0 0.0%	0 0.0%	0 0.0%	1 0.1%
47 Veterans Affairs, Department of	2 0.5%	0 0.0%	1 0.2%	1 0.2%	4 0.2%
48 Wahpeton Public School District	0 0.0%	0 0.0%	1 0.2%	0 0.0%	1 0.1%
49 Washburn Public School District #4	0 0.0%	1 0.2%	0 0.0%	0 0.0%	1 0.1%
50 Water Resources, Department of	1 0.3%	1 0.2%	1 0.2%	2 0.4%	5 0.3%
51 Williston Basin School District #1	0 0.0%	1 0.2%	0 0.0%	0 0.0%	1 0.1%
52 Workforce Safety & Insurance	153 42.0%	137 33.9%	116 26.0%	114 22.8%	520 30.4%
Grand Total:	364	404	446	499	1713

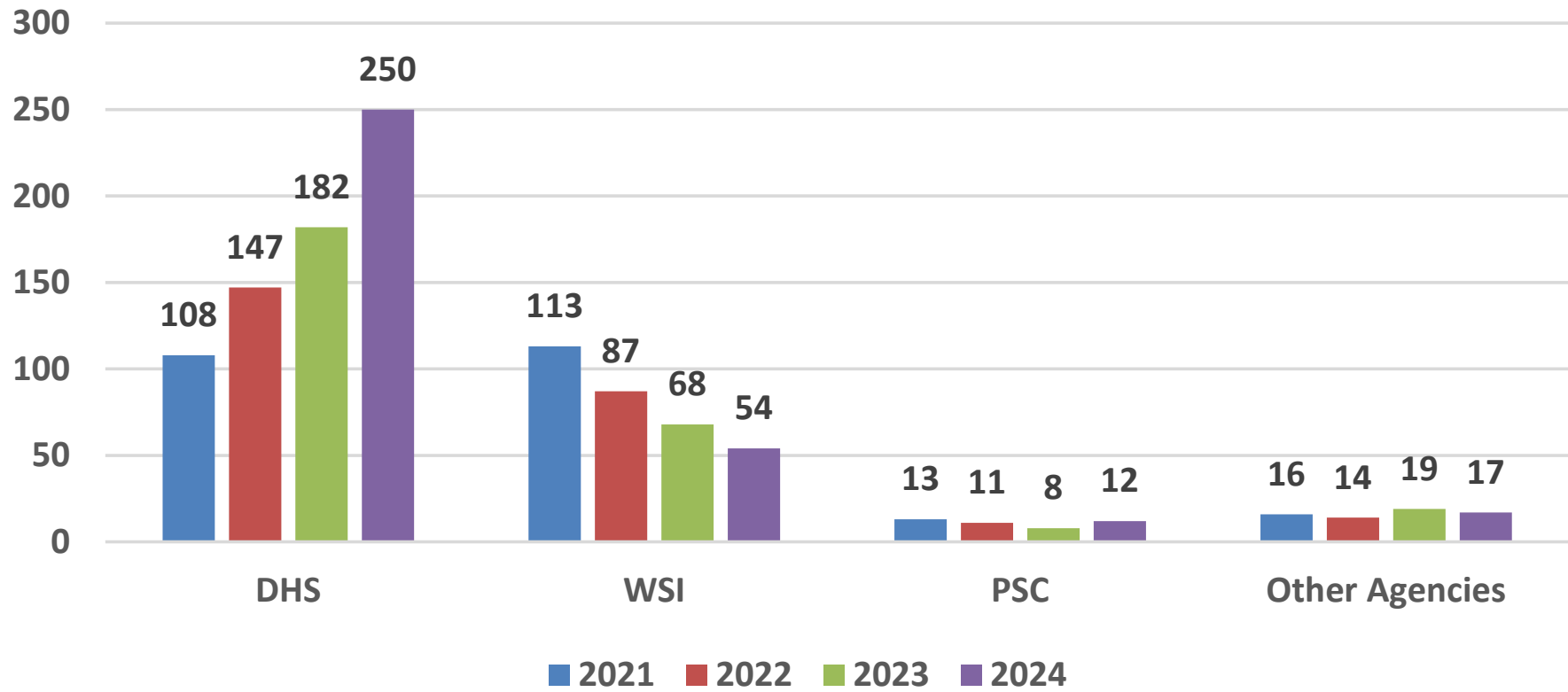
Total Requests Received by Agency

Files Received Between 07-01-2023 and 02-28-2025

Office of Administrative Hearings

Agency	# of Files Received	
1 Alexander Public School District	1	0.13%
2 Attorney General, Office of	1	0.13%
3 Department of Water Resources	4	0.51%
4 DHS, Human Services, Department of	522	66.75%
5 Education Standards & Practices Board	1	0.13%
6 Electrical Board, N.D. State	2	0.26%
7 FI, Banking Board	1	0.13%
8 Game and Fish Department	4	0.51%
9 Grand Forks Public School District	1	0.13%
10 Health, Department of	4	0.51%
11 Human Resource Management Services	7	0.90%
12 IC, Insurance Commissioner	3	0.38%
13 Industrial Commission	1	0.13%
14 Labor, Dept. of	1	0.13%
15 Mandaree Public School District #36	1	0.13%
16 Massage, North Dakota Board of	1	0.13%
17 Medicine, Board of	1	0.13%
18 Minot, ND, City of - Tobacco Hearings	1	0.13%
19 Parshall Public School District	1	0.13%
20 Professional Engineers & Land Surveyors Board	3	0.38%
21 PSC, Public Service Commission	24	3.07%
22 Public Employees Retirement Board	1	0.13%
23 Public Instruction, Department of	7	0.90%
24 Securities Department	1	0.13%
25 UND, University of North Dakota	5	0.64%
26 Veterans Affairs, Department of	1	0.13%
27 Workforce Safety & Insurance	182	23.27%
Grand Total:	782	

Hearings Held 2021 through 2024



Hearings Held

Hearings Held Between 01/01/2021 and 12/31/2024

Office of Administrative Hearings

Agency	2021	2022	2023	2024	Total
1 Addiction Counseling Examiners Board	1 0.4%	0 0.0%	0 0.0%	0 0.0%	2 0.2%
2 Belcourt Public School District	0 0.0%	1 0.4%	0 0.0%	0 0.0%	1 0.1%
3 DHS, Human Services, Department of	108 43.2%	147 56.8%	182 65.7%	250 75.1%	545 48.7%
4 Dickinson State University	0 0.0%	1 0.4%	0 0.0%	0 0.0%	1 0.1%
5 Education Standards & Practices Board	0 0.0%	1 0.4%	0 0.0%	0 0.0%	1 0.1%
6 Electrical Board, N.D. State	0 0.0%	0 0.0%	0 0.0%	1 0.3%	0 0.0%
7 Fargo Public Schools	0 0.0%	1 0.4%	0 0.0%	0 0.0%	1 0.1%
8 Game and Fish Department	1 0.4%	1 0.4%	0 0.0%	2 0.6%	3 0.3%
9 Grand Forks Public School District	0 0.0%	0 0.0%	0 0.0%	1 0.3%	0 0.0%
10 Health, Department of	1 0.4%	0 0.0%	1 0.4%	0 0.0%	3 0.3%
11 Health, Health Facilities	0 0.0%	0 0.0%	1 0.4%	0 0.0%	1 0.1%
12 Human Resource Management Services	0 0.0%	0 0.0%	1 0.4%	1 0.3%	1 0.1%
13 IC, Insurance Commissioner	1 0.4%	0 0.0%	0 0.0%	1 0.3%	2 0.2%
14 Industrial Commission	0 0.0%	1 0.4%	0 0.0%	0 0.0%	1 0.1%
15 Labor and Human Rights, Department of	1 0.4%	0 0.0%	1 0.4%	0 0.0%	3 0.3%
16 New Rockford-Sheyenne School District	0 0.0%	0 0.0%	1 0.4%	0 0.0%	1 0.1%
17 Nursing, State Board of	0 0.0%	1 0.4%	0 0.0%	0 0.0%	1 0.1%
18 Physical Therapy, North Dakota Board of	2 0.8%	0 0.0%	0 0.0%	0 0.0%	4 0.4%
19 Pingree-Buchanan Public School	0 0.0%	1 0.4%	0 0.0%	0 0.0%	1 0.1%
20 Professional Engineers & Land Surveyors Board	0 0.0%	0 0.0%	2 0.7%	1 0.3%	2 0.2%
21 PSC, Public Service Commission	13 5.2%	11 4.2%	8 2.9%	12 3.6%	45 4.0%
22 Public Employees Retirement Board	0 0.0%	0 0.0%	0 0.0%	1 0.3%	0 0.0%
23 Public Instruction, Department of	4 1.6%	1 0.4%	7 2.5%	4 1.2%	16 1.4%
24 Real Estate Appraiser Qualifications and Ethics Boar	0 0.0%	2 0.8%	0 0.0%	0 0.0%	2 0.2%
25 Real Estate Commission	0 0.0%	0 0.0%	2 0.7%	0 0.0%	2 0.2%
26 Securities Department	0 0.0%	1 0.4%	1 0.4%	0 0.0%	2 0.2%
27 UND, University of North Dakota	3 1.2%	2 0.8%	2 0.7%	2 0.6%	10 0.9%
28 Veterans Affairs, Department of	2 0.8%	0 0.0%	0 0.0%	0 0.0%	4 0.4%
29 Water Resources, Department of	0 0.0%	0 0.0%	0 0.0%	3 0.9%	0 0.0%
30 Workforce Safety & Insurance	113 45.2%	87 33.6%	68 24.5%	54 16.2%	381 34.0%
Grand Total:	250	259	277	333	1119

Prehearing Conferences Held*Prehearing Conferences Held Between 01-01-2023 and 12-31-2024**Office of Administrative Hearings*

Agency	2023		2024		Total	
1 Alexander Public School District	0	0.0%	1	0.6%	1	0.3%
2 Attorney General, Office of	0	0.0%	1	0.6%	1	0.3%
3 Beach Public School District No. 3	1	0.6%	0	0.0%	1	0.3%
4 Chiropractic Examiners, State Board of	1	0.6%	0	0.0%	1	0.3%
5 Department of Water Resources	1	0.6%	3	1.7%	4	1.2%
6 DHS, Human Services, Department of	24	14.2%	32	18.6%	56	16.4%
7 Dunseith Public School District	1	0.6%	0	0.0%	1	0.3%
8 Electrical Board, N.D. State	1	0.6%	1	0.6%	2	0.6%
9 FI, Banking Board	0	0.0%	1	0.6%	1	0.3%
10 FI, Financial Institutions, Department of	0	0.0%	2	1.2%	2	0.6%
11 Game and Fish Department	0	0.0%	1	0.6%	1	0.3%
12 Grand Forks Public School District	1	0.6%	0	0.0%	1	0.3%
13 Health, Department of	2	1.2%	1	0.6%	3	0.9%
14 Human Resource Management Services	4	2.4%	6	3.5%	10	2.9%
15 IC, Insurance Commissioner	0	0.0%	3	1.7%	3	0.9%
16 Industrial Commission	1	0.6%	0	0.0%	1	0.3%
17 Labor, Dept. of	1	0.6%	3	1.7%	4	1.2%
18 Mandaree Public School District #36	0	0.0%	1	0.6%	1	0.3%
19 Massage, North Dakota Board of	0	0.0%	1	0.6%	1	0.3%
20 Medicine, Board of	1	0.6%	0	0.0%	1	0.3%
21 Minot Public School District	2	1.2%	0	0.0%	2	0.6%
22 New Rockford-Sheyenne School District	1	0.6%	0	0.0%	1	0.3%
23 New Town Public School District	3	1.8%	0	0.0%	3	0.9%
24 Nursing Home Administrators, Board of Examiners for	2	1.2%	0	0.0%	2	0.6%
25 Parshall Public School District	1	0.6%	0	0.0%	1	0.3%
26 PSC, Public Service Commission	4	2.4%	1	0.6%	5	1.5%
27 Public Employees Retirement Board	1	0.6%	0	0.0%	1	0.3%
28 Public Instruction, Department of	3	1.8%	0	0.0%	3	0.9%
29 Real Estate Commission	2	1.2%	0	0.0%	2	0.6%
30 Securities Department	5	3.0%	4	2.3%	9	2.6%
31 UND, University of North Dakota	4	2.4%	4	2.3%	8	2.3%
32 Veterans Affairs, Department of	1	0.6%	1	0.6%	2	0.6%
33 Wahpeton Public School District	1	0.6%	0	0.0%	1	0.3%

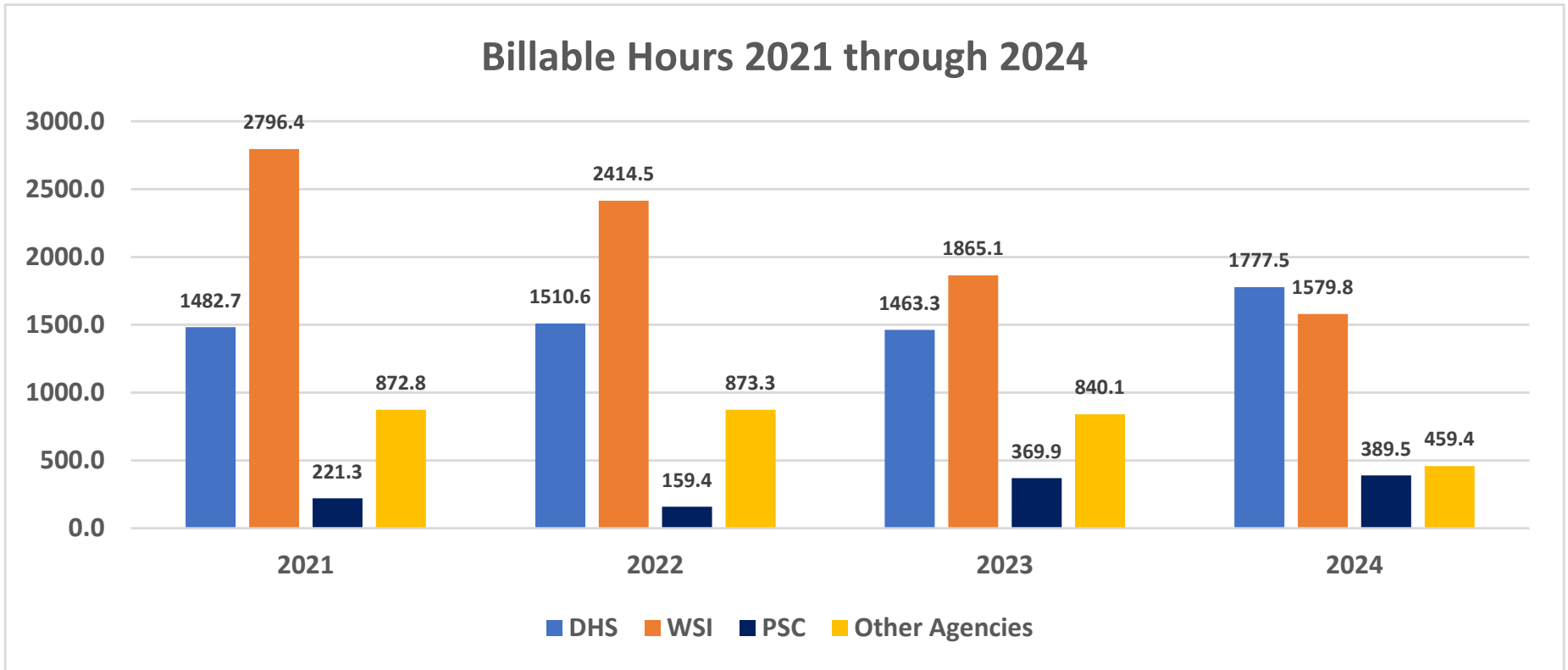
Prehearing Conferences Held

Prehearing Conferences Held Between 01-01-2023 and 12-31-2024

Office of Administrative Hearings

<i>Agency</i>	<i>2023</i>		<i>2024</i>		<i>Total</i>	
34 Workforce Safety & Insurance	100	59.2%	105	61.0%	205	60.1%
	169		172		341	

Billable Hours 2021 through 2024



OFFICE OF ADMINISTRATIVE HEARINGS

Average Days to ALJ Decision

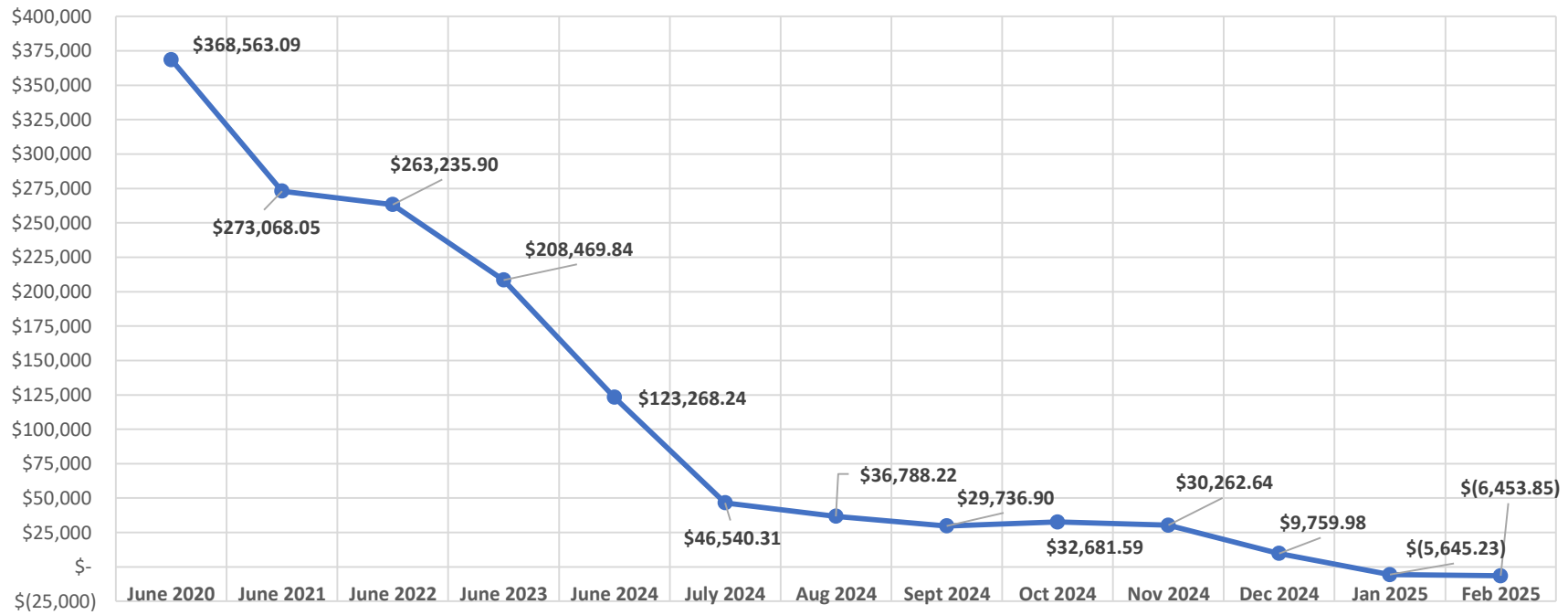
Decisions Issued from 10/01/2023 through 02/28/2025

	Number of Matters	Request for ALJ to ALJ Decision Issued			Hearing Held to ALJ Decision Issued		
		Average	Median	Range	Average	Median	Range
October 1, 2023 - March 31, 2024	38	158	151	30 - 281	22	23	1 - 45
November 1, 2023 - April 30, 2024	41	154	149	30 - 270	23	23	1 - 45
December 1, 2023 - May 31, 2024	35	156	145	30 - 270	23	23	1 - 45
January 1, 2024 - June 30, 2024	31	157	147	30 - 270	24	24	1 - 45
February 1, 2024 - July 31, 2024	26	147	140	85 - 269	26	26	1 - 45
March 1, 2024 - August 31, 2024	25	141	140	85 - 193	23	23	6 - 34
April 1, 2024 - September 30, 2024	26	142	138	101 - 193	21	22	6 - 34
May 1, 2024 - October 31, 2024	30	149	140	93 - 219	21	22	6 - 34
June 1, 2024 - November 30, 2024	30	155	140	93 - 329	21	22	5 - 34
July 1, 2024 - December 31, 2024	29	152	140	86 - 329	20	20	5 - 34
August 1, 2024 - January 31, 2025	26	158	150	86 - 329	20	22	5 - 33
September 1, 2024 - February 28, 2025	28	168	152	86 - 469	23	24	5 - 46

Includes initial decisions for workers benefits only; does not include reconsiderations, settlements, dismissals, stipulations.

Consolidated files are counted as one unit, not separate units.

Total Cash Balance (BND + Accts Receivable)



Month	Cash Balance per Report	Outstanding Accounts	Total Cash Balance
June 2020	\$ 244,484.59	\$ 124,078.50	\$ 368,563.09
June 2021	\$ 175,628.05	\$ 97,440.00	\$ 273,068.05
June 2022	\$ 210,936.90	\$ 52,299.00	\$ 263,235.90
June 2023	\$ 131,035.34	\$ 77,434.50	\$ 208,469.84
June 2024	\$ 73,173.24	\$ 50,095.00	\$ 123,268.24
July 2024	\$ 46,755.31	\$ (215.00)	\$ 46,540.31
Aug 2024	\$ 36,272.22	\$ 516.00	\$ 36,788.22
Sept 2024	\$ 27,242.90	\$ 2,494.00	\$ 29,736.90
Oct 2024	\$ 31,047.59	\$ 1,634.00	\$ 32,681.59
Nov 2024	\$ 25,790.64	\$ 4,472.00	\$ 30,262.64
Dec 2024	\$ (20,232.52)	\$ 29,992.50	\$ 9,759.98
Jan 2025	\$ (5,645.23)	\$ -	\$ (5,645.23) *includes leave payout of \$10,507.77
Feb 2025	\$ (11,700.35)	\$ 5,246.50	\$ (6,453.85)