



1-8-25
SB 2003

Reflects FY 2022-23

PUBLISHED DECEMBER 2024

The Economic Value of the North Dakota Tribal College System



North Dakota

About the NDTCS

- 2,607** Credit students
- 314** Non-credit students
- 657** Employees

Economic impact analysis



\$104.4 million Added income
Alumni impact
Impact of the increased earnings of NDTCS alumni and the businesses they work for

An economic boost similar to hosting the World Series **16x**

OR **1,212** Jobs supported



\$57.2 million Added income
Operations spending impact
Impact of annual payroll and other spending

Enough to buy **1,210** new cars

OR **755** Jobs supported




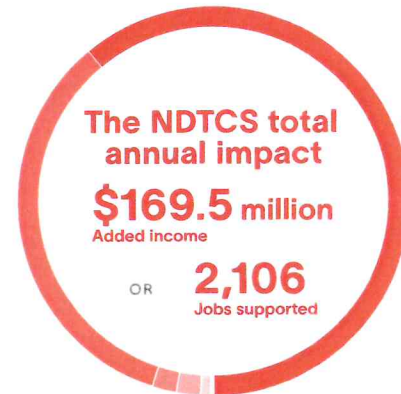
\$3.6 million Added income
Student spending impact
Impact of the daily spending of NDTCS students attracted to or retained in the state

Enough to buy **243** families* a year's worth of groceries

OR **73** Jobs supported

\$3.2 million Added income
Construction spending impact
OR **39** Jobs supported

\$1.0 million Added income
Visitor spending impact
OR **23** Jobs supported



\$0.1 million Added income
Volunteerism impact
OR **3** Jobs supported

● = 25 jobs * = family of four

Investment analysis



Average earnings by education level at career midpoint



The average associate degree graduate from the NDTCS will see an increase in earnings of **\$9,300** each year compared to someone with a high school diploma working in North Dakota.

For every \$1...
 Students gain \$6.70 in lifetime earnings

U.S. taxpayers gain \$1.30 in added tax revenue and public sector savings

Society gains \$4.20 in added income and social savings

In total... **North Dakota taxpayers gain \$30.4 million** in added tax revenue and public sector savings

Source: Lightcast® Economic Impact Study: <https://www.bizjournals.com/washington/news/2019/10/25/ndtcs-ocul-face-yankers-boost-10-in-world-series.html>; <https://www.construction.com/markets-insights/kbe-atp-february-2024/>; https://tru-prod.azureedge.us/site-defaults/Files7_resource-Files7_Ontario_Food_Low_Iberian_Liberal_Foods_Plans_February_2024.pdf





Fact Sheet

PUBLISHED DECEMBER 2024

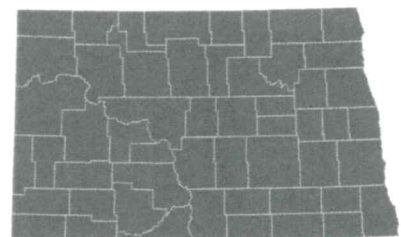
The Economic Value of the North Dakota Tribal College System



The North Dakota Tribal College System (NDTCS) creates a significant positive impact on the business community and generates a return on investment to its major stakeholder groups—students, taxpayers, and society. Using a two-pronged approach that involves an economic impact analysis and an investment analysis, this study calculates the benefits received by each of these groups. Results of the analysis reflect fiscal year (FY) 2022-23.

Economic impact analysis

In FY 2022-23, the NDTCS added **\$169.5 million** in income to the North Dakota economy. Expressed in terms of jobs, the NDTCS's impact supported **2,106 jobs**.



North Dakota

The following colleges comprise the NDTCS: Cankdeska Cikana Community College, Nueta Hidatsa Sahnish College, Sitting Bull College, Turtle Mountain College, and United Tribes Technical College.



Operations spending impact

- The NDTCS employed 657 full-time and part-time faculty and staff. Payroll amounted to \$44.9 million, much of which was spent in the state for groceries, mortgage and rent payments, dining out, and other household expenses. The colleges spent another \$49.3 million on expenses related to facilities, supplies, and professional services.
- The net impact of the colleges' operations spending added **\$57.2 million** in income to the state economy in FY 2022-23.

Construction spending impact

- The colleges invest in capital projects each year to maintain facilities, create additional capacities, and meet growing educational demands, generating a short-term infusion of spending and jobs in the state economy.
- The net impact of the colleges' construction spending in FY 2022-23 was **\$3.2 million** in added income for North Dakota.

Visitor spending impact

- Out-of-state visitors attracted to North Dakota for activities at the colleges brought new dollars to the economy through their spending at hotels, restaurants, gas stations, and other state businesses.
- Visitor spending added approximately **\$1.0 million** in income to the North Dakota economy.


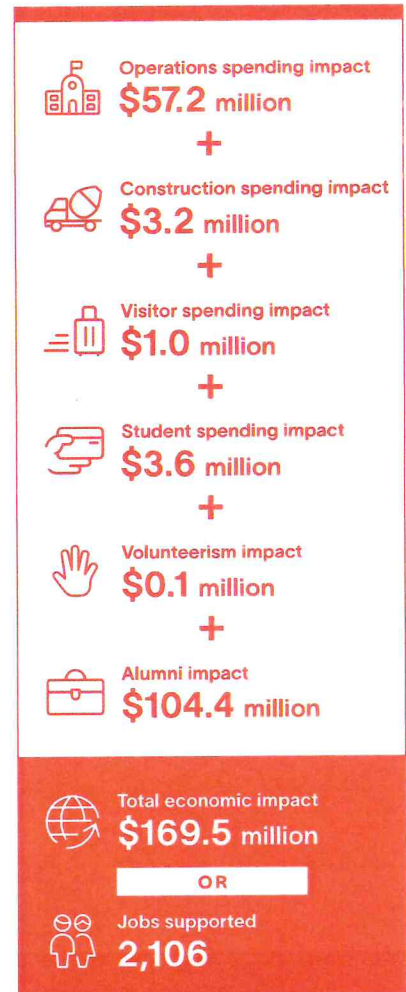
Student spending impact

- Around 10% of students attending the colleges originated from outside the state. Many of these students relocated to North Dakota. In addition, some in-state students, referred to as retained students, would have left North Dakota for other educational opportunities if not for the colleges. These relocated and retained students spent money on groceries, mortgage and rent payments, and other living expenses at state businesses.
- In-state students who would have remained in North Dakota even if the colleges had not existed spend more money in the state while attending college because of the federal scholarships and grants they received.
- The expenditures of these students in FY 2022-23 added **\$3.6 million** in income to the North Dakota economy.

Volunteerism impact

- The work of the colleges' employee volunteers allows businesses and organizations to grow, increasing their output and impacting the economy at large. Using the value per volunteer hour for North Dakota, the work of the colleges' employee volunteers is equivalent to \$115.0 thousand in earnings.

Impacts created by the
NDTCS in FY 2022-23



- In terms of actual impact to the regional economy, NDTCS employee volunteers generated an impact of **\$106.1 thousand** in added income in FY 2022-23.

Alumni impact

- Over the years, students have studied at the colleges and entered or re-entered the workforce with newly acquired knowledge and skills. Today, thousands of these former students are employed in North Dakota.
- The net impact of the NDTCS's former students currently employed in the state workforce amounted to **\$104.4 million** in added income in FY 2022-23.

Investment analysis

Student perspective

- The NDTCS's FY 2022-23 students paid a present value of **\$7.7 million** to cover the cost of tuition, fees, and supplies. They also forwent a value of **\$6.9 million** in time and money had they been working instead of attending college.
- In return for their investment, students will receive a cumulative present value of **\$97.7 million** in increased earnings over their working lives. This translates to a return of **\$6.70** in higher future earnings for every dollar students invest in their education. Students' average annual rate of return is **24.6%**.

Taxpayer perspective

- Taxpayers provided the NDTCS with **\$102.9 million** of federal, state, and local funding in FY 2022-23. In return, they will benefit from added tax revenue, stemming from students' higher lifetime earnings and increased business output, amounting to **\$125.4 million**. A reduced demand for government-funded services in the nation will add another **\$12.6 million** in benefits to national taxpayers.
- Total taxpayer benefits amount to **\$138.0 million**, the present value sum of the added tax revenue and public sector savings. For every dollar of public money invested in the NDTCS, taxpayers will receive **\$1.30** in return over the course of students' working lives. The average annual rate of return for taxpayers is **2.3%**.
- At the state level, the added tax revenues and government savings created in North Dakota amount to **\$30.4 million** in benefits.

Social perspective

- In FY 2022-23, society invested **\$119.7 million** to support the colleges. In turn, the national economy will grow by **\$480.3 million**, over the course of students' working lives. Society will also benefit from **\$25.2 million** of public and private sector savings.
- For every dollar invested in the NDTCS in FY 2022-23, people across the U.S. will receive **\$4.20** in return, for as long as the colleges' FY 2022-23 students remain active in the workforce. This means that the benefits not only cover the cost of society's funding but generate a surplus of benefits for people in the U.S.



Students see a high rate of return for their investment in the NDTCS



Source: Forbes' S&P 500, 1994-2023; FDIC.gov, March 2023

