



**NORTH DAKOTA GOVERNOR'S
SURVEY OF PK-12
EDUCATIONAL TECHNOLOGY
PROVIDERS**

Submitted January 24, 2018

Rosi Kloberdanz
Rosi.Kloberdanz@k12.nd.us

ET

Contents

What do you define as your core mission?1

What is your vision for your organization in supporting education in North Dakota?2

What are the top five services or products you provide to support schools?3

How are you funded (total budget, revenue sources)?6

How is your organization working towards creating efficiencies in the delivery of your services?7

How does your organization leverage funding, or if applicable, what is your business model in charging for your services?8

 For-fee Service Model9

 Current EduTech Professional Development Offerings9

 On-Site9

 Online10

 SLDS10

 Special Topics11

 Special Events11

 Statewide Conference Presence11

 PowerSchool11

 Video Enrichment <http://www.edutech.nodak.edu/video-enrichment/>12

 AskMe (STEAM-focused Video-based Mentorship Connections)
<http://www.edutech.nodak.edu/askme/>12

Is there a service(s) your organization is well poised to provide, but currently is not? Why not?14

Are there any services that you provide that fall outside of your stated mission?15

How many students and schools are you currently serving? Please list all districts.16

What virtual (ITV, asynchronous online) classes do you offer? Please include breakdown by type (number of ITV, number of online, etc), including a list of courses by type and description on how they are funded/paid for.....17

 Online Courses currently provided by EduTech17

What’s the largest external critique of your organization and how do you respond to it?18

How can state government better support your mission?20

What do you want North Dakota education to look like in 5 years?21

What do you define as your core mission?

EduTech (www.edutech.nodak.edu) is a division within the North Dakota Information Technology Department (www.nd.gov/itd) focused on PK-12 education. Our mission is to provide technology services and leadership to improve teaching and learning in ND PK-12.

We do this by providing numerous information technology services, educational technology professional development services, student information/educational data services, and support services to PK-12 educators in North Dakota:

- EduTech services are designed to give educators access, training, consulting, coaching, and support to use current and innovative educational technologies in their classrooms that improve teaching and learning.
- EduTech provides comprehensive training and support to ensure schools are successful in their use of the state's student information/educational data systems, including PowerSchool, eTranscript, and the Statewide Longitudinal Data System (SLDS).
- EduTech uses a regional model to provide training, outreach, and support services to schools by housing staff in locations across North Dakota. Staff members are in Dickinson, Bismarck, Valley City, Grand Forks, Fargo, New Rockford, Rugby, and Maxbass.
- EduTech staff are collaborative, work with each other to provide universal, stable, innovative services, which are connected and supported by the EduTech Help Desk.
- EduTech services are transparent and available universally within the ND PK-12 community. Many of these services are provided free or at very low cost for schools in North Dakota.

[NOTE: The North Dakota Educational Technology Council (www.ndetc.k12.nd.us) provides governance for EduTech and the ND Center for Distance Education. ETC is the state board responsible for developing technology systems and coordinating their use to enhance and support educational opportunities for elementary and secondary education as cited in NDCC 54-59. The Council is made up of twelve members representing eleven stakeholder groups. Technology systems and services supported by NDETC may be purchased or developed by EduTech or ND CDE.

ETC is currently undergoing a strategic planning process and will be directly aligned with the ND PK-12 education vision. Because EduTech and NDCDE provide the systems and services supported by the ETC, this survey will focus on EduTech specifically. ND CDE is completing a separate survey. I have included budget numbers for the ETC under the budget section of this document.]

What is your vision for your organization in supporting education in North Dakota?

EduTech's role is to deliver statewide educational technology services, professional development, and leadership that:

- Schools may be unable to reasonably provide on their own;
- Can be most efficiently and effectively delivered on a statewide basis;
- Can create a common ground for collaboration, communication, and effective data usage statewide.

Our goal is to improve student achievement:

- By building a strong, sustainable, extensible infrastructure and an educational technology ecosystem so that school districts can focus their limited resources on local initiatives in order to meet student needs and to innovate.
- By working side by side with other agencies within the state for the continuing improvement of student learning.
- By reducing risk and providing an environment where students can learn good security habits, responsible digital citizenship, and STEAM education in concert with traditional, basic curriculum like reading, math, writing.
- By being knowledgeable in the initiatives taking place throughout the PK-12 community, we will provide our stakeholders with the resources necessary for ND students to become successful
- By embracing and adapting to change

EduTech will always be defined by providing exceptional, professional customer services that are determined by listening to and acting upon customer needs. We will exceed expectations and delight our customers. We know that innovation is the product of daring creativity and openly sharing ideas. We are passionate about North Dakota and PK-12 education in North Dakota. We understand that it's all about kids, and it's about preparing our educators to prepare kids to succeed in this rapidly changing world.

What are the top five services or products you provide to support schools?

1. Operational IT services and infrastructure for ND PK-12 schools

- a. *Identity Management/Active Directory:* By leveraging data from the Statewide Longitudinal Data System (SLDS) and Microsoft's Forefront Identity Management System (FIM), we can create identities and authentication parameters for ND PK-12 students and teachers in all school districts and educational organizations. The Active Directory (AD) is used to authenticate and set security/data privacy to Office 365, SLDS, and other IT services provided by the state. According to Microsoft, we were the first organization to develop a state-wide PK-12 identity management system with Office 365 and Active Directory.
- b. *Microsoft Office365:* The ND PK-12 Office365 mega-tenant synchronizes with our PK-12 AD to provide many centralized productivity, collaboration and communication services, such a OneDrive, Office Web and Desktop Apps, Skype for Business, Microsoft Groups, and Microsoft Teams. The MS Azure AD aspect of Office 365 is also used to enable 3rd party application authentication for PK-12 schools.
- c. *Website Hosting:* Provided for more than 200 PK-12 schools and educational organizations via EduTech's innovative, customized WordPress platform and, in some cases, hosted HTML. We provide guidance and support for schools (whether hosted by EduTech or others) in making their Web sites, accessible according to Americans With Disabilities Act and Rehabilitation Act standards.
- d. *IT Security Coordination.* EduTech works closely with school districts to ensure data integrity, confidentiality, and availability as it relates to FERPA, Student Data Privacy, and PK-12 network security.

School districts receive:

- i. The latest information for software vulnerability patches, phishing scams, and threats as they relate to the PK-12 environment
- ii. Cyber Security Awareness resources to enhance the Digital Citizenship responsibility of their faculty and students
- iii. Assistance in the event a computer, server, or user account has been compromised
- iv. Vulnerability scans and notifications about systems identified as vulnerable along with assistance to remedy the identified issue(s)

2. Student Information System (SIS) for all PK-12 schools; student data systems training and data utilization.

- a. All ND PK-12 schools are required (and some private LEAs choose) to use the PowerSchool student information system ([NDCC 15.1-07-33](#)) This includes some or all of:
 - i. PowerSchool SIS
 - ii. PowerScheduler
 - iii. PowerLunch
 - iv. PowerTeacher Pro
 - v. inter-related applications including SLDS and eTranscript

- b. EduTech provides application training, data utilization training, and technical support on PowerSchool, SLDS and eTranscript
- c. EduTech coordinates maintenance of the PowerSchool application for all PowerSchool instances in the state.
- d. EduTech also develops and delivers training on using SLDS information to identify factors in successful student achievement.

3. **Educational Technology Professional Development and Outreach support (with graduate credit available):** EduTech is heavily focused on providing professional development for educators to more effectively use technology in the classroom. Regional IT specialists share training responsibility across regions based upon efficiency and expertise. Each IT specialist is a certified instructional coach who stays on top of emerging trends and technologies. School personnel rely on them as a resource in many areas of instructional technology.

EduTech is a leader in researching and evaluating emerging technology instructional use and providing resources to PK-12 school personnel. Examples of this are Edutech's Positive Social Media Tour <https://www.youtube.com/watch?v=GYpmbpSyHfo> , social media courses, maker movement and digital making regional events including drones in education and coding opportunities for students and teachers. We have been educating on Augmented Reality and Makerspace for about 5 years and it is just recently in the forefront in North Dakota. We have been investigating personalized learning for the past few years and that is now also a hot topic. We lead by example with our social media presence EduTechND on Facebook, Twitter and Instagram. We also have a YouTube channel : <https://www.youtube.com/channel/UCVT4TQ-K0r3wrxBZ6HjIP8w>.

Another area in which we have been pioneers is the Maker movement and its relation to STEAM education. This past year EduTech was asked to represent North Dakota at the White House to participate in the National Day of Making. The results of this have been monthly maker connections with businesses, Higher Ed personnel, PK-12 educators and administrators, and PK-12 students sharing resources, ideas and successes. Also, Madison Elementary School (Fargo), one of the recipients of an Educational Technology Council Innovation grant, developed a Makerspace after seeing our staff demonstrate their potential at the Fargo area Metro Tech Camp. We were awed by the student experiences happening in this classroom with the small investment of \$5,000. The Madison school report, along with other innovation grant reports are found on the ETC website: <http://www.ndetc.k12.nd.us/grant-reports-for-2015-17/> [84 schools received 110 grants from ETC]

4. **EduTech Help Desk:** EduTech is the primary point of contact for PK-12 educational technology needs and questions. We provide support services via phone, email, and at conferences, via in-person support. An issue tracking system is used to create, assign, communicate, and resolve issues in a timely and complete manner, closing 10-15,000 tickets per year. In addition, we maintain collaboration communities via email lists, listserv, and Office 365 groups to allow PK-12 school technology staff to provide peer support and use those same channels to communicate with our stakeholders. We also maintain a strong social media presence via Facebook, Twitter, and Instagram to develop communication channels, even in the event of network, phone, or infrastructure outages. These same channels are also used to inform, promote, and market services by EduTech and our state partners as well as model educational use of social media for PK-12 schools.

5. **E-Rate filing coordination/support for schools, libraries, and STAGEnet:** EduTech assists schools, school districts and libraries to successfully navigate the complex and time-consuming rules and procedures of the Federal E-Rate Program. Our expertise allows us to submit a consolidated statewide application for STAGEnet reimbursements (saving the state approximately \$2.5 million per year), and as an added benefit to schools, we assist districts in submitting their own applications, bringing local districts \$5.5 million per year!

District Applications			
<i>Funding year</i>	<i>Applications</i>	<i>Funding Requests</i>	<i>Committed Amount</i>
2015	254	612	\$5,501,840.96
2016	269	526	\$5,411,219.39

STAGEnet Consolidated Application			
<i>Funding year</i>	<i>Applications</i>	<i>Funding Requests</i>	<i>Committed Amount</i>
2015	3	5	\$2,349,634.96
2016	4	5	\$2,688,480.12
2017	6	6	\$2,424,708.48

How are you funded (total budget, revenue sources)?

The total Educational Technology Council (ETC) appropriation is \$1,121,472 for the 2017-19 Biennium. This is made up of \$521,472 in general fund appropriations, \$100,000 in special fund appropriations in case a grant becomes available, and \$500,000 in federal fund appropriations in case a federal Rural Utility Service (RUS) grant becomes available.

The total EduTech appropriation is \$9,752,767 for the 2017-19 Biennium. This is made up of \$3,188,249 in general fund appropriations, \$1,021,588 in special fund appropriations, and \$5,542,930 in special fund appropriations received from DPI for PowerSchool.

How is your organization working towards creating efficiencies in the delivery of your services?

EduTech works closely with other areas of the North Dakota Information Technology Department and the North Dakota University System to efficiently deliver services with the lowest possible overhead and FTE count. We share office space, server hosting infrastructure, system administration and best practices for enterprise planning.

We are active participants in the shared services/unification efforts currently underway in ITD. Through that process, we work to find new efficiencies and capacities to enhance state services and more effectively innovate and transform IT services for the citizens of North Dakota.

EduTech has a long history of working collaboratively with the North Dakota University System, providing graduate credit processing, partnering for access to next generation networks such as Internet2 SEGP/UCANN , and participating in joint conferences, like the ND Cybersecurity Conference. Also, the ND Data Steward provides training and support for SLDS to both ND PK-12 and the NDUS.

We consistently seek out ways to maximize the impact of our budget, helping the greatest number of schools on a statewide basis, leveraging license fees, and partnering with other PK-12 service organizations, including DPI, REAs, PBS, Learning Forward ND, AdvancEd, and CTE. We also provide contract services to other PK-12 organizations like several REAs and DPI. This is an example of working together towards a common goal, utilizing the expertise in each organization to provide a positive outcome for our kids and educators. Because of these partnerships, the "whole is truly more than the sum of the parts."

Office 365 and the ND PK-12 Active Directory allow us to offer additional services to schools with minimal increase in infrastructure, rather than building many discrete collaboration, communication and identity management systems.

Finally, our organization works collaboratively within our teams to maximize knowledge, improve coordination of resources, and processes. We leverage ideas and talent across the organization, and with partners within ND. We employ teamwork best practices to provide the quickest and most proficient resolution when dealing with customer support issues and delivering the best customer experience possible. Working in this kind of team environment allows for knowledge to be shared and experience gained, and for multiple individuals to assist in providing training and support to the ND PK-12 community.

How does your organization leverage funding, or if applicable, what is your business model in charging for your services?

All funding is an investment in providing quality educational technology services, training, and support for the improvement of PK-12 education. EduTech funding comes from several sources:

- Appropriated funds to Information Technology Department (ITD)
- Department of Public Instruction (DPI) funds transferred to ITD for PowerSchool licensing, hosting, support, and training
- For-fee professional development services, including services contracted with DPI for training and support of the North Dakota State Assessment
- Grants for specific initiatives

Most operational IT services and infrastructure are funded via appropriations and provided at no cost to schools. These include:

- Identity Management
- Active Directory
- Office 365
- Web Hosting
- Internet Filtering
- E-rate coordination
- IT security coordination
- Technical Support

PowerSchool is a separate line item appropriation, funded via the Department of Public Instruction for licensing, hosting, district training PowerSchool features, and end user support.

Professional development and outreach services require regular investment of time to refresh curriculum offerings, documentation, and delivery. We charge a nominal fee for professional development services. The fee schedule is:

- On-site training (up to 4 hours) - \$45/attendee, minimum of \$450 to offset travel and course development
- Online training (4 hr)- \$45/attendee
- Online training (1 hr) - \$11/attendee
- INSTEP Technology Integration Program - \$300/participant
- On-site presentation - \$250 (includes research and development of customizable presentation)
- Customized needs are negotiated as necessary to remain consistent with these rates (i.e. 16 hours of training is 4x the 4-hr rate).
- Mandated or State-essential Classes -- \$0 or cost of materials. Some of our professional development activities are done at no cost or minimal cost when it is deemed to be a state mandate or in the best interests of the state. Examples include most PowerSchool workshops [PowerSchool is an application mandated for use in public schools and we require schools attend training in order to receive support on essential activities] and regional Website Accessibility training [schools must comply with new federal accessibility requirements and we saw most schools were unprepared, so we performed those workshops for the common good].

For-fee Service Model

Professional development topics are regularly refreshed to ensure applicability to current educational technology needs and emerging trends. Decisions on professional development topics and rates balance:

- TCO
- ROI
- Community need

TCO Factors include

- Equipment and capital expenses
- Staff capacity and professional development costs
- Development time
- Travel expenses
- Funding sources

Sustainability factors include

- Longevity of the topic
- Potential revenue
- Alternate service providers

Current EduTech Professional Development Offerings

<http://www.edutech.nodak.edu/training/>

Training, Professional Development, Outreach has long been a valuable service provided by EduTech. All of our information technology specialists are certified technology integration coaches that provide personalized, customized training options to accommodate school needs. Our staff develop, update, and deliver customizable, face-to-face, online and video hybrid training, coaching, and presentations to the ND PK-12 teaching community. These services include:

- Collaborative Classroom video experiences that help enrich classroom curriculum with content program experts and collaborative technologies to enhance the student learning experience
- INSTEP programs that prepare teachers and administrators to integrate technology into the curriculum and provide students the tools they need to enhance their learning. This program provides differentiated instruction, ongoing teacher, support, mentoring and opportunities for sustainability
- Online Workshops, offering flexibility so that participants can receive self-paced training.
- Presentations customized for specific needs. Topics are geared toward technology integration and exploring emerging educational trends

Following is a list of all Training/Professional Development topics currently provided by EduTech staff:

On-Site

<http://www.edutech.nodak.edu/training/training-category/onsite/>

- Cyber Education Curriculum for Middle School Teachers
- EduSites Site Update-AM
- EduSites Site Update-PM
- INSTEP
- INSTEP 2

- iPads in Education
- MakerDay 2.0
- Maker Education Tools and Ideas
- Microsoft Teams
- NDATL Face2Face Fall 2017
- Office 365
- Office 365 Advanced
- Office 365 for Students
- SMARTBoard in the Classroom Version 16
- Social Media
- Tech Integration Coach
- Using Office 365 in Your Digital Classroom
- Using Technology to Improve Reading and Writing Skills
- Videoconferencing Experiences

Online

<http://www.edutech.nodak.edu/training/training-category/online/>

- ADA Website Compliance-Delivered - Online 4hr
- Bringing the Classroom to Life with Augmented Reality-Delivered - Online 15hr
- Digital Citizenship-Delivered Online 4hr
- EduSites Basics for Teachers-Delivered Online 4hr
- Excel App for iOS and Android-Delivered Online 1hr
- Groups & OneDrive Apps for iOS and Android-Delivered Online 1hr
- Introduction to MS Word and Excel 2016-Delivered Online 4hr
- Leveraging Office 365 for the Classroom-Delivered Online 4hr
- Microsoft Teams-Delivered Online 4 hr
- Office 365 Test Creation Tools and More-Delivered Online 4hr
- Office 365-Delivered Online 4hr
- OneNote App for iOS and Android-Delivered Online 1hr
- Outlook 2016 for Windows and Mac-Delivered Online 4hr
- Snagit for Windows and Mac-Delivered Online 4hr
- Virtual Experiences in the Classroom-Delivered Online 4hr
- Windows 8.1-Delivered Online 4hr
- Windows 10-Delivered Online 4hr
- Word App for iOS and Android-Delivered Online 1hr

SLDS

<http://www.edutech.nodak.edu/training/training-category/slds/>

- SLDS - 101 Introduction to SLDS
- SLDS - 201 Putting Action into Practice
- SLDS - 301 Deeper Dive into Reports
- SLDS - Administration Training
- SLDS - Developing a Data Mindset
- SLDS - Develop Your Data Mindset (online)
- SLDS - Teacher Training

Special Topics

<http://www.edutech.nodak.edu/training/training-category/special/>

- Digital Making Day
- E-Rate Form 470 Workday
- E-Rate Form 471 Workshop/Help Day
- Microsoft in Education 1 Online Training
- Microsoft in Education 2 Online Training
- Microsoft in Education 3 Online Training
- Microsoft in Education 4 Online Training
- Microsoft in Education 5 Online Training
- NDSA Preparedness Training 2018

Special Events

<http://www.edutech.nodak.edu/training/special-events/>

- Learning Forward North Dakota (Provide Executive Director, website hosting and support)
- North Dakota Association of Technology Leaders (provide support and content for conference)
- PowerSchool User Group
- ND Cybersecurity Conference (a partner with NDSU, ETC, ITD)
- PK-12 Technology Showcase at the State Capitol

Statewide Conference Presence

EduTech provides a tremendous amount of content to PK-12 conferences across the state including

- EduTech's High Octane Educational Technology Conference (Previous and upcoming partners include EduTech, ETC, LFND, DPI, CDE, REAs) <http://www.highoctaneconference.k12.nd.us/>
- North Dakota Association of Technology Leaders (NDATL)
- Fall Educator Conference
- Counselors Conference
- PLC Conference
- North Dakota Council of Education Leaders (NDCEL)
- ND Science Teacher Association "STEAM Conference"

PowerSchool

<http://www.edutech.nodak.edu/training/training-category/powerschool/>

- eTranscript Training and Help Day
- PowerSchool At Risk / Data Validation / Activities Setup
- PowerSchool Clean Data is Good Data
- PowerSchool Clean Data is Good Data-Help Day
- PowerSchool Course Management
- PowerSchool Data Clean Up
- PowerSchool End of Year
- PowerSchool eTranscript Webinar
- PowerSchool Implementation Administrative Training
- PowerSchool Implementation Teacher Training
- PowerSchool New Administrator Training

- PowerSchool Object Reports 2017-2018
- PowerSchool PowerLunch
- PowerSchool PowerScheduler BUILD Day 2 for New Schools
- PowerSchool PowerScheduler BUILD Help Day
- PowerSchool PowerScheduler LOAD Help Day
- PowerSchool PowerTeacher Pro Gradebook
- PowerSchool Prepare to Schedule
- PowerSchool PSUG Day 1 2017-2018
- PowerSchool PSUG Day 2 2017-2018
- PowerSchool Regional Help Day
- PowerSchool Standards 2017-2018
- PowerSchool Standards Report Card Help Day
- PowerSchool Summer School Setup
- PowerSchool Teacher Training

Video Enrichment

<http://www.edutech.nodak.edu/video-enrichment/>

EduTech facilitates scheduling, coordination, and technical assistance to provide video outreach activities with external organizations. Fees vary and are “pass through” costs for program content.

- ND Forest Service-NDSU: “Smokey Bear Living with Fire”
- Knife River Indian Village: “The People of the Earth Lodge & Hidatsa Lifeways”
- Read Around the Planet Collaborative Event
- Read Across North Dakota Collaborative Event
- Internet2 Presidential Primary Sources Project (PPSP)
- NDSU Electron Microscope “Seeing is Believing”
- NDSU “Virtual Cell”
- The Dakota’s PK-12 STEM Initiative
- COSI: Surgical Suite: Live Knee Replacement, In-Depth Autopsy, In Depth Kidney Transplant, Forensic Psychology
- COSI: Genetic Counseling: The Faces of Genetic Disease
- COSI: Introduction to Coding, Planet Solutions for Global Problems
- COSI EXPERT: YOU Become the Pharmacist
- COSI Ask the Chief Scientist: All About Space. Engineering Challenge. Gadget Works
- The Center for Puppetry Arts: Anansi the Spider, Native Americans, Puppetry in Other Cultures, Butterflies, Plants, Tropical Rainforest, Dinosaurs, Exploring Africa, Exploring Antarctica, Mexico

AskMe (STEAM-focused Video-based Mentorship Connections)

<http://www.edutech.nodak.edu/askme/>

This program utilizes volunteer STEAM experts from our North Dakota communities and is being expanded throughout the state upon proven success in one region. Experts share their breadth of learning and experiences with students which exposes them to STEAM careers. Current offerings include:

- YMCA of Bismarck/Mandan - Managers of Fitness and Personal Training

- RR Zoo - Director of Education and Conservation
- AE2S - Civil Engineer & Civil Engineer with Water Specialty
- Northrop Grumman - Aerospace Engineer
- UAll - Director of Special Projects (Entrepreneur)
- Essentia Health - ER Nursing Supervisor
- It's Her Brand - Entrepreneur publisher
- Brudvik Law - Entrepreneur Lawyer
- JLG Marketing - Social Media and Marketing
- UND Center for Innovation - Entrepreneur coach
- Ideal Aerosmith - Aerospace Engineer
- KLJ & Garrison - Civil Engineer
- UND Athletics Marketing - Assistant Athletics Director, Marketing
- Bully Brew Coffee - Owner and Entrepreneur
- Myriad Mobile - Senior Web Architect

Is there a service(s) your organization is well poised to provide, but currently is not? Why not?

Yes.

There is a lot of untapped potential in the infrastructure we have developed. Due to staffing and funding limitations, we are unable to research, implement and extend services as quickly as schools need. We have an enthusiastic culture and growth mindset to continuously improve the services offered to ND PK-12.

EduTech is well poised to extend current services/tools

- Greater utilization of Active Directory-based authentication in existing statewide applications
- Enhancing the usage of existing collaboration and communication technologies like Microsoft Teams and Office365 Groups
- Building on our technology integration-based professional development successes. We have the talent and capacity to deliver this service on a larger scale than is currently being done--all of our trainers are certified instructional coaches and Microsoft Educators.
- E-rate Services have moved from not only working with schools on their applications but also working with some libraries on applications for their broadband connectivity. We are now exploring this service with all libraries as well as providing E-rate application support for eligible services in universities that offer health care programs.

New Services/Tools: Schools may lack staff time to plan, implement, train and support new IT services. As an organization that provides statewide services, EduTech is in a great position to provide new and innovative tools to ND PK-12 schools. This would require additional funding; however, it would leverage our existing resources. Some new services to be considered include:

- Microsoft InTune: Providing InTune statewide would ease the burden on school IT staff for device management.
- Comprehensive, proactive accessibility scanning of school websites.
- Implementation of a common learning management system such as PowerSchool Unified Classroom.
- Extending STEAM professional development, including the Maker movement, augmented reality, virtual programming and enhancing personalized learning support, training, and coaching.
- In support of the Governor's focus on behavioral health: Statewide professional development using technology such as GIS and MS Office 365 to identify and communicate strategies to combat opioid addiction and other behavioral health issues.

Are there any services that you provide that fall outside of your stated mission?

No.

We seek to maximize our educational technology impact with the resources provided to us. To this end, we continually explore applicable and emerging educational technologies and focus on how to best coach and guide ND PK-12 schools in the effective and appropriate use of these tools. We continually review service offerings and retire those that are no longer needed. We have avoided taking on services that are not appropriate to our role within the state. However, we don't hesitate to extend our reach and think differently and creatively, as long as we focus on our mission in support of the Governor's priorities and the statewide PK-12 education vision.

How many students and schools are you currently serving? Please list all districts.

EduTech provides services to all public-school districts in the State of North Dakota. Every student, educator, and administrator is directly served by at least some of our services.

- PowerSchool is required to be used in all PK-8 and PK-12 public school districts ([NDCC 15.1-07-33](#)). The student count as of 1/9/2018 was 111,557. Additionally, Powerschool is provided to the following schools:
 - Dickinson Trinity Catholic Schools LEA: 524 students, four schools
 - Our Redeemer's Christian School LEA: 230 students, two schools
 - Holy Family – St Mary's: 94 students, one school
 - St. Alphonsus Elementary School LEA: 28 students, one school
 - St. Johns Academy LEA: 195 students, one school
 - St. Johns Elementary School LEA: 113 students, one school
 - St. Michael's Elementary School LEA: 144 students, one school
- SLDS combines data from each of the state's PowerSchool districts into a comprehensive achievement database
- E-Rate services currently support about 180 of the state's school districts.
- Active Directory/Office 365 services are currently being used in 214 districts and educational units
- Training services, covering topics in technology, personalized learning, PowerSchool, SLDS and other statewide initiatives are delivered to every district in the form of
 - Onsite training for individual schools
 - Regional workshops
 - Online and video classes
 - Conference presentations
 - In-depth technology integration training
 - Special events like our Positive Social Media Tour
- In the past calendar year, EduTech provided professional development to:
 - 13,300 PK-12 educators at
 - 836 training events, conferences and school visits
 - Covering >218 school districts and educational partners
 - Regional staff routinely visit school districts in their region
- Security services work with all of the State's school districts.
- Help Desk: In 2017, EduTech closed 11,830 incident tickets for 277 different schools, educational partners and organizations.

What virtual (ITV, asynchronous online) classes do you offer? Please include breakdown by type (number of ITV, number of online, etc), including a list of courses by type and description on how they are funded/paid for.

EduTech offers a variety of topics online in order to further personalize learning for PK-12 North Dakota educators. These topics include our core Office365 communication and collaboration tools, augmented reality, website compliance, and a host of other educational technologies. Completed online workshop hours can be used toward EduTech's NDSU professional development credit. (15-16 hours plus a processing fee is needed for each credit). Fees charged specifically for online classes:

- \$45 per person for most 4 hour classes
- \$11 per person for 1 hour classes
- \$180 per person for 15 hour classes

Online Courses currently provided by EduTech

- ADA Website Compliance-Delivered Online 4hr
- Bringing the Classroom to Life with Augmented Reality-Delivered Online 15hr
- Digital Citizenship-Delivered Online 4hr
- EduSites Basics for Teachers-Delivered Online 4hr
- Excel App for iOS and Android-Delivered Online 1hr
- Groups & OneDrive Apps for iOS and Android-Delivered Online 1hr
- Introduction to MS Word and Excel 2016-Delivered Online 4hr
- Leveraging Office 365 for the Classroom-Delivered Online 4hr
- Microsoft Teams-Delivered Online 4 hr
- Office 365 Test Creation Tools and More-Delivered Online 4hr
- Office 365-Delivered Online 4hr
- OneNote App for iOS and Android-Delivered Online 1hr
- Outlook 2016 for Windows and Mac-Delivered Online 4hr
- Snagit for Windows and Mac-Delivered Online 4hr
- Virtual Experiences in the Classroom-Delivered Online 4hr
- Windows 8.1-Delivered Online 4hr
- Windows 10-Delivered Online 4hr
- Word App for iOS and Android-Delivered Online 1hr

What's the largest external critique of your organization and how do you respond to it?

There is significant interest in whether EduTech and other PK-12 educational technology service organizations are duplicating services or working in the most efficient or effective manner possible.

We welcome opportunities to improve our efficiency and have the goal of providing world class educational technology, professional learning, and student data services to the PK-12 schools of North Dakota—while being good stewards of state resources. We survey and listen to our stakeholders, receive oversight and direction from the Educational Technology Council, and look to the Governor and the State CIO for guidance on the path ahead for technology in North Dakota.

We believe that there is no significant competitive/negative duplication of services between EduTech and our partners/colleagues across the state. In fact, we believe that where we have similar services, these services complement one another without compromising flexibility, cost, or availability. Some things that differentiate our services from those of other organizations are our statewide scope and the integrated nature of EduTech's:

- Outreach/professional development
- IT services and identity management
- Student information/educational data services
- Support services

With regards to professional development content compared to that shared by others, we see practically no overlap with our offerings in relation to content, scope and audience.

We do agree that it is imperative that we be innovative, efficient, effective, and looking towards continuous improvement. EduTech is enthusiastically participating in the Shared Services project underway at the state IT level, working within ITD to kickstart innovation and improve support, software development, and project management services in information technology for PK-12 and the rest of the state's citizens in support of the Governor's priorities.

Beyond this, it is important to re-emphasize that EduTech has a long history of partnering with organizations across state government, the North Dakota University System, and other educational service organizations in ND to complement ongoing activities, identify emerging needs and foster innovative strategies. EduTech staff work collaboratively, both internally and externally to build strong, supportive ecosystems that work efficiently and effectively across the state.

Some of the feedback we receive from schools says it best:

- "...[EduTech] services and support help make North Dakota's statewide educational procedures and processes the envy of many other states!" Mike DeFoe, District Technology Director, Devils Lake Schools

- "...[EduTech] has dedicated staff that care about education and doing their part to make technology successful in our schools." Sheila Morgan, Technology Coordinator, Stanley Community Schools
- "... the technology offered through EduTech is remarkable and bringing schools and teachers into the future along with keeping North Dakota aligned with trends nationwide." Charlie Moran, Principal, Tate Topa Elementary School
- "... they have been instrumental in making North Dakota a leader in the use of technology to improve teaching and learning. Craig Nansen, Director of Technology, Minot Public Schools
- "... [EduTech support specialists] are always just a phone call or instant message away. No matter what the concern or training need they provide a cheerful solution." Jeff G. Fastnacht, Superintendent, Ellendale Public School

How can state government better support your mission?

We recognize and understand the nature of state budgets and the need for fiscal restraint. EduTech has long been a frugal steward of the state's resources, operating with minimal non-critical service funding. Recent across-the-board budget cuts, coupled with growing needs, and increasing responsibilities have pushed us below our critical staffing level and to some extent, compromised our ability to deliver innovative services that PK-12 schools need.

For EduTech to continue to provide innovative services to schools requires renewed investments in current technology, professional development, and exploration of new services for schools. Investments in a statewide organization such as EduTech can deliver benefits to all ND PK-12 schools, allowing them to focus their own limited budgets on resources they CAN provide locally. When EduTech provides tools like InTune, Web accessibility scanning, Unified Classroom, through our statewide platform, it saves the schools money and provides a more stable and secure technology environment, creating a net savings for the taxpayer instead of a cost.

What do you want North Dakota education to look like in 5 years?

In a world of rapidly changing technologies, it is challenging and exciting to predict even just 5 years into the future. How do we harness technology to transform PK-12 education, teach 21st century skills and support 21st century innovation? Our efforts must be systemic, and encompass kids, educators, families, communities, higher education, state government, workforce, lawmakers---all North Dakotans have a part to play in our future. This type of systemic change is beginning to take place in North Dakota with the Governor and his cabinet's leadership. The keyword is "systemic." All parts of the system need to embrace and adapt to change.

With this as a backdrop, it is exciting to see North Dakota emerging as a leader in PK-12 education. And it is important for all parties to come together and think differently, innovatively, and most of all, support each other -- driving change from and through all levels. Looking out 5 years, ND education will be competency-based, modular, flexible, nimble, and personal:

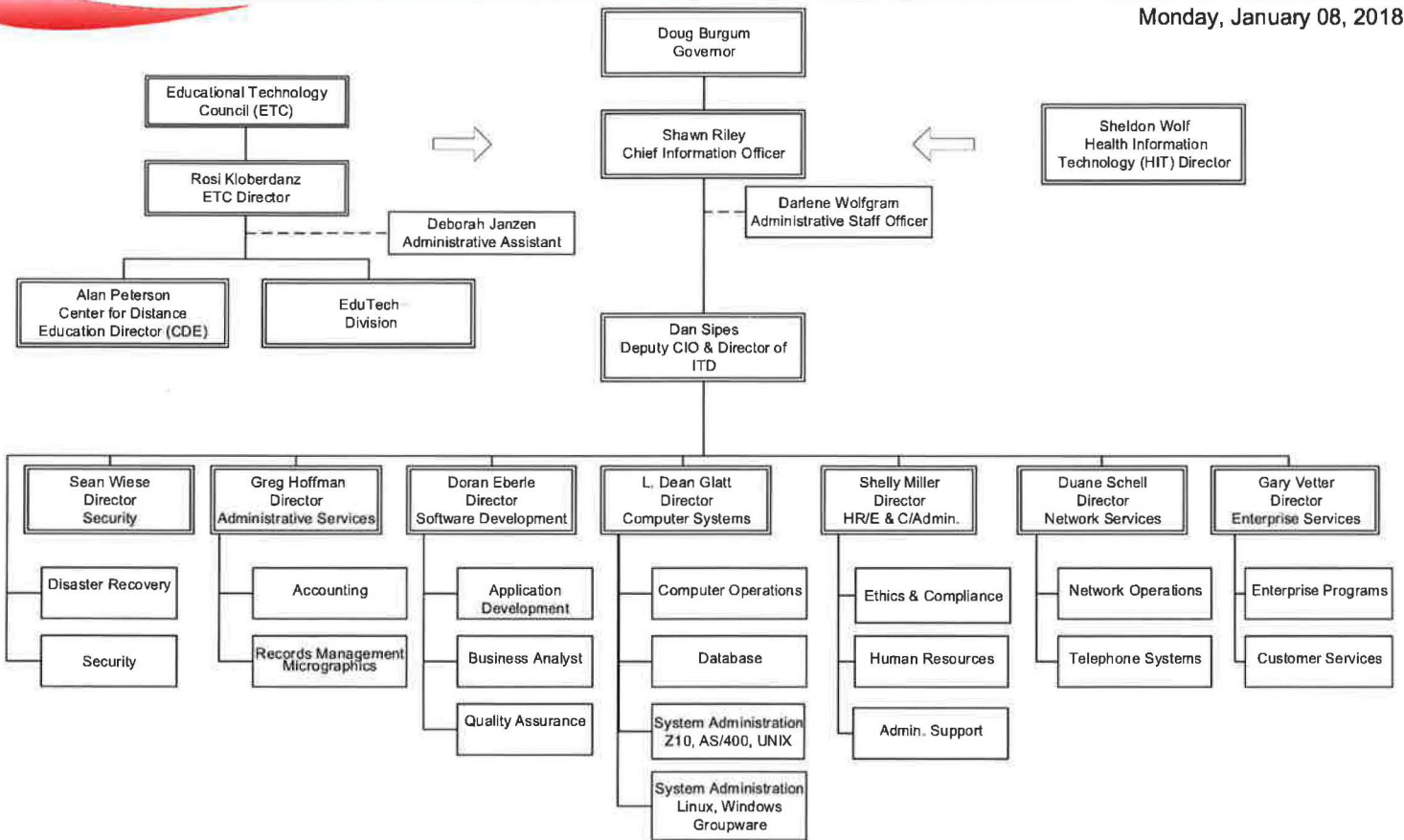
- Every school will expect access to current technology; infrastructure will need be up-to-date and secure; technologies on the horizon today will be widely adopted and expected to be readily accessible and easy to use.
- More robust home internet access will lead to learning which occurs anytime, anywhere.
- Students will have a device at home and at school.
- Students will have a voice in the direction of their education.
- Education will be personalized in every aspect of the child, including intellectual and behavioral health
- Education will be personalized for educators and students, and asynchronous/hybrid learning will be the norm. This will be facilitated by student information and learning management systems integrated with collaboration and communication tools that grant PK-12 students, teachers, administrators and other stakeholders the ability to make practical, productive, and data-driven decisions
- Data-driven individualized learning will allow all students the opportunities that currently only a few have. Examples include taking high school courses while still in middle school, work/field experience for juniors/seniors, offering dual credit courses at little or no cost.
- Relationship aspects will be paramount in supporting kids and creating change.
- Main Street initiatives will prepare our communities to connect with and support our kids; community and workforce will be more involved and engaged in the change that is happening.
- Focused professional development will help ensure that technology is used effectively, to create new opportunities for learning. With a concentrated effort, relationship strengthening between all entities throughout the state will also provide a better orchestration of professional learning offerings for educators, driven by national Learning Forward Standards of professional learning.
- Exposure to multiple businesses/mentorship programs will enable students to discover their passions; internships with employers will be available before students graduate high school.
- Virtual reality will introduce new kinds of learning experiences; virtual assistants and augmented reality will become commonplace; technology will stretch the boundaries of learning
- Innovation will be driven by the successes experienced due to the North Dakota Innovative Education program (SB 2186)

EduTech is excited to be a participant in the change that is happening in North Dakota, transforming education through technology and innovation.

Information Technology Department

Information Technology

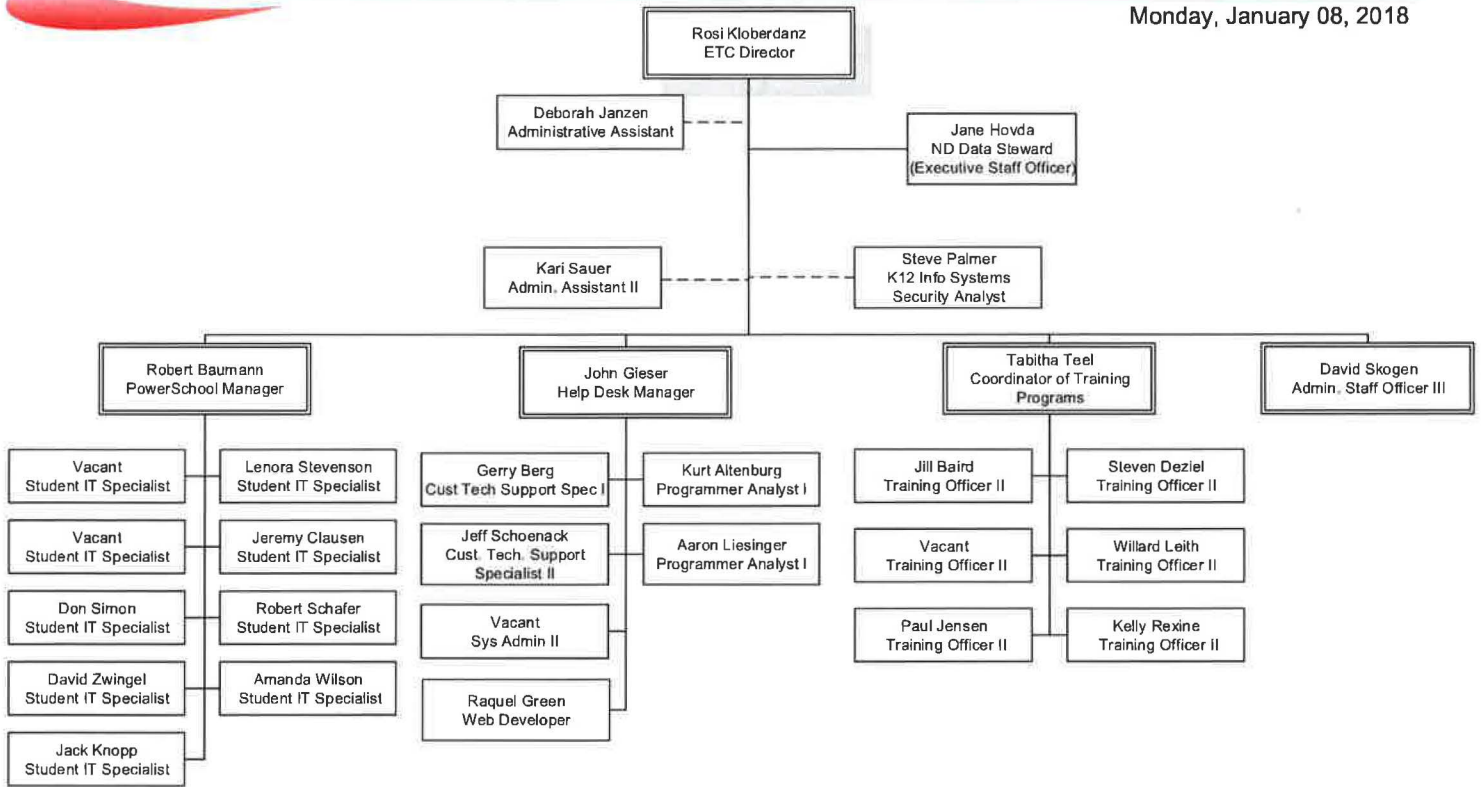
Monday, January 08, 2018



ET

Information Technology EduTech

Monday, January 08, 2018



1. What do you define as your core mission?

NDCDE's mission is to ensure that all North Dakota students regardless of location have access to educational opportunities that meet or exceed expectations for

- the quality of curriculum,
- ongoing contact time with highly qualified teachers,
- the selection and use of suitable educational technology,
- monitoring course delivery efficiency and effectiveness, and
- student learning.

NDCDE's mission is anchored by two imperatives

1. Each of the criteria and actions stated in the mission are directly linked to the expectations for K-12 education, as well as the additional expectations for digitally delivered education, as defined in North Dakota Century Code and as overseen by ND's Department of Public Instruction and accredited by AdvancED.
2. Provision for all publicly-educated North Dakota students to have equal access to world-class learning opportunities, including core, elective, advanced placement, dual credit, career and technical, emerging technologies, adaptive and remedial courses; and including project-based, skills-generating, confidence-building experiences made available via a learning laboratory.

2. What is your vision for your organization in supporting education in North Dakota?

To actively assist North Dakota's parents, students, schools, teachers, administrators, communities, legislature and state government realize a world class education system; a system that assures all ND citizens equitable educational choice, opportunity and validation.

- Choice of courses and fields of study.
- Opportunity to experience different ways to learn and the results and applications of that learning.
- Validation of self and the confidence that comes about as a result of learning that is personalized, is relevant, makes smart application of available technology, is emotionally nurturing, and seeks to actualize an individual's capability.

NDCDE is confident its vision is realistic because NDCDE has proven capability to leverage its

- statewide mission (in a very real sense, NDCDE is owned by every ND citizen, as reflected in NDCDE's efforts and behaviors),
- access to, and expertise in, applying cutting edge educational technology,
- ability to partner with individuals and organizations in order to produce world class results by applying world class capabilities,
- ability to collect meaningful data, convert it to information, produce knowledge and act deliberately based on facts,
- financial acumen that assures taxpayers a return on their investment,
- willingness and capacity to provide stakeholders access to its performance data in real time,
- management model of employee empowerment that has produced gains in all performance areas, as exhibited by internal outputs and the successes of its customers (some performance indicators have increased by a factor of 10X over the past 6 years),
- recognition of the importance of making innovation one of its core competencies and the gains it has made in doing so thus far,
- teaching and learning capabilities that produce continually improving student results,

- internal curiosity and constancy of purpose that has resulted in advanced educational degrees, multiple certifications, multiple licenses and multiple areas of research by all employees of NDCDE, and
- organizational learning capabilities, which along with its responsive management system, assures ND's citizens NDCDE will continually improve.

The vision is made reality by adopting a plan that is simple, practical and which brings together the elements that are needed to make change, and sustain change. The most fundamental part of the plan is to recognize the path that change must follow, if it is to be successful. To change education in ND, the path that holds the most promise is **one child, one school, one community at a time**. Policy needs to enable the path; not design, develop or manage the path.

3. What are the top five services or products you provide to support schools?

1. Anytime enrollment to over **300 courses** (supported by teachers and the latest communications technology) representing the following course types: Core, Elective, Credit Recovery, Dual Credit, Advanced Placement, Career and Technical Education, Emerging Technologies, Adaptive Learning, STEM/STEAM.
2. **SMART Lab** installation, financing (pointing schools to a state approved loan agency so that schools can pay over five years rather than all at once), teacher training and support. A SMART Lab is a turn key, all-inclusive approach to project-based learning. It is a blend of computer-based, cloud-supplied communications, simulations and presentations with a classroom designed for hands-on experiences, as well as collaboration with a set of over 300 project kits that range from simple shapes and connections to programable robots.
3. **Diploma Program** is provided for students, who have chosen for a variety of reasons and/or causes, to seek a high school diploma outside their home district / local high school. Most often, the request for this service comes from the local school. For reasons of health, behavior, learning issues, home situations and an alternate means for achieving a high school diploma is sought. The diploma program also works with home-schooled and religious colony-schooled students as a path for a high school diploma.
4. Teacher development in the areas of online instruction and blended learning facilitation. NDCDE has developed a process-based approach to online instruction and are expert facilitators of SMART Labs. In both areas NDCDE has developed training it shares with education professionals through a combination of online and face-to-face courses. Each is offered for college credit, if the credit is sought by the individual. Presently, NDCDE is working with NDUS on a joint effort to develop an ESPB teacher endorsement for online / facilitator teacher.
5. **Administrative services** that thus far include – managing a supply chain of online curriculum, SIS, LMS providers, providing LMS and SIS services to school support agencies, one-stop procurement and billing of online courses, purchasing agreements that lower the cost of all services and products provided by NDCDE, selective development of courses by working with the providers of emerging technologies, and assisting schools identify and solve problems connected with student learning.
6. *NDCDE is fast approaching another service – **Competency Certifications**. Students are seeking to have their skills acknowledged in ways that can be recognized in the marketplace. Cyber security and Unmanned Aviation Systems are currently in the development stages.*

4. How are you funded (total budget, revenue sources)?

NDCDE is funded by a general fund passed by the legislature every two years through ITD's general funds. (2017-2019 biennium general funds \$6,029,00.00) NDCDE also receives revenue through tuition. (2017-2019 biennium tuition revenue projections \$1,764,325.00)

5. How is your organization working towards creating efficiencies in the delivery of your services?

NDCDE continues to advance its efforts with the following practices

- Eliminate legacy processes.
- Simplify needed processes.
- Analyze workflows from both an external (customer) and internal view to identify friction points to streamline customer experiences.
- Question every process to better understand its effectiveness and/or relevance.
- Continue to enhance and evolve our collaboration skillsets throughout the organization.
- Leverage partner relationships and technology platforms to innovate new solutions.

Some of the results include, but are not limited to

- Doubling the number of students NDCDE serves without adding FTE's*.
- Reducing the time to complete the enrollment of students by 75%.
- Reducing the time to complete the enrollment process without adding staff (reducing the staff by ½ position)
- Reducing the enrollment errors from a high of 5% to virtually zero.
- Tripling the number of courses offered without adding FTE's*.
- Providing the installation of STEM / SMART Labs to ND schools without adding FTE's*.
- Providing support to the STEM / SMART Labs without adding FTE's*.
- Developing the capability to distinguish special cause variation from common cause variation.
- Developing the capability to do root cause analysis.
- Reducing the time of new course preparation from days to hours.
- Eliminating the shipping and receiving, bookstore function in-house at NDCDE by eliminating the sale of printed courses (all courses are now online), outsourcing shipping, assigning receiving to the duties of a current employee, and using cloud services whenever feasible and more cost effective.
- Engaging in joint development with providers of services and products in order that NDCDE is able to gain access to the improvement quicker and for a reduced price / cost.

**this accomplished by applying innovative thinking and resulting actions, including but not limited to: 1) closing the bookstore and using the positions to move full-time temporary personnel in other work areas to FTE, 2) contracting with school districts to purchase teaching time from teachers on the districts' payroll, 3) forming alliances with credible academies to deliver courses and teaching, and 4) making use of part-time teachers with fixed, less costly wages.*

6. How does your organization leverage funding, or if applicable, what is your business model in charging for your services?

NDCDE now receives \$3 million dollars in General Funds each year. It is an allocation determined by the legislature and is negotiated every two years (biennium). The amount reflects the FTE, projected part-time positions, and fixed operating costs – monthly rent, heat, etc. That amount funds approximately 60% of NDCDE's budget needs. The remaining 40% of funding is obtained through course fees and payment for services. This funding is handled as Special Funds by ND state government. Special Funds pay for curriculum, SMART Lab costs, hardware, software, travel, professional development, research, development, marketing, participation in state meetings and other obligations, and required certifications.

The business model applied to pricing and charges for services includes (and must include):

1. the price point for the product or service in the education marketplace (as established by marketing research),
2. the number of enrollees expected based on historical data (because current data is unavailable and/or is unpredictable – as a result of asynchronous enrollment and no requirement for schools to preregister students for courses at NDCDE),
3. the fixed expenses (cost of course, licensing, etc.),
4. an (small) amount determined to fund research and development, and
5. an (small) amount determined to provide insurance against unforeseen events.

For the record, this clarification. NDCDE is not connected to any direct payments typically part of education funding.

- NDCDE receives no foundation aid payments for students from DPI (CDE is not funded via the “formula”),
- NDCDE receives no reimbursement from CTE for teachers who teach CTE courses at NDCDE,
- NDCDE receives no Title money,
- NDCDE receives no Perkins funding for its CTE and/or STEM efforts because it is not recognized by the ND CTE Department as a qualifying school,
- NDCDE receives no open enrollment funding for students who quit the district-provided school and who enter NDCDE’s Diploma Program as a full-time student, and
- NDCDE has no taxing authority directly or indirectly with which it can raise revenue.

With its \$3 million contribution, combined with the talent and tenacity exemplified by NDCDE employees, the state of North Dakota ensures that 8,000 students will be directly provided learning choice, opportunity and validation by NDCDE’s products, services and personnel. Many of these students would otherwise not have equivalent (or any) access to parent-expected choice, opportunity, and validation on par with larger, richer districts, due to

- the resources of the school,
- the teachers available,
- the distance between schools, and
- several other reasons.

The result is that North Dakota provides its children courses and learning experiences via NDCDE for \$350 per kid, per year. The children, their parents, or the schools contribute \$150 per course per student enrolled.

The primary need to keep the price paid by ND parents, students and/or schools at its current price point is the state’s expectation that NDCDE will regulate the use of unregulated out-of-state online providers (potentially used by ND school districts) by providing greater value at a competitive price. Out-of-state online providers keep their prices low by not providing a qualified teacher to facilitate the course, or by assigning a teacher but maintaining a teacher-to-student ratio of 300-500 students to 1 teacher. Other low pricing practices include, but are not limited to: no customer service, help desk delays due to understaffing, seats purchasing which is designed to appear cost effective at first, but which always leads to much higher prices

Because NDCDE is an asset owned by the state of North Dakota and because students throughout the state in its K-12 public education system would not be afforded equal choice, opportunity and validation without the services provided by NDCDE, it would be inadvisable to reduce state funding support to NDCDE.

If it is the decision of the ND Legislature to reduce General Funds support to NDCDE, and NDCDE is forced to raise its prices, the students and schools needing NDCDE’s assistance will be least able to pay for it. The result is ND’s children’s futures being reduced. Also, as indicated in the previous paragraphs, it is assured that the education gap will provide an opportunity for a wide array of for-profit education vendors to descend on ND, that is, out-of-state online providers over which ND schools and governing bodies have no control or have

abdicated their control. At the same time, in-state “make or buy” decisions in education will trend, as they always do, to ‘make’ the online courses by requiring teachers to attempt the design, development and implementation. The result a hodgepodge of courses of varying technical and pedagogical quality. NDCDE finds this approach analogous to a rummage sale in your garage vs. a retail store with assets both online and physical supported by a proven and tested supply chain.

An alternative funding mechanism, and one that reflects a more free-market approach, but one that has yet to be supported in North Dakota, is to provide the option to parents and students to access NDCDE services via foundation payments. Students and their parents can decide they need a course or courses from NDCDE. The amount provided the school district commensurate with the number of courses enrolled by the individual student is transferred from the district to NDCDE. This could be accomplished via an expansion of the open enrollment legislation, or could be focused and special legislation allowing this type of transaction to take place specific to NDCDE, a state-owned asset (this avoids the establishment of an open-market charter school approach).

7. Is there a service(s) your organization is well poised to provide, but currently is not? Why not?

1. Provide educational consulting services to schools in North Dakota regardless of location. Services would potentially include:
 - Process Documentation
 - Process and Value Stream Mapping
 - Process Improvement
 - Gap Analysis
 - Leadership Analysis
 - Acquisition and Implementation of ND Educational Support Services.
 - NDCDE is qualified to provide these services to schools because it has developed and documented its own process-based approach to a management and leadership system to show an increase in student performance. Although AdvancEd does provide some basic system auditing services, NDCDE’s value add would be the identification, implementation, and measurement of needed changes to increase organizational performance.
 - NDCDE was not prepared to provide these services to schools prior to the adoption and maturity of its own process-based management system. Proven performance results along with completed training of its own members has adequately prepared NDCDE’s staff to provide professional management systems consulting services to schools.
2. Provide homeschool consulting services to individuals in North Dakota regardless of location. Services would potentially include:
 - Needs Assessment
 - Where to begin (laws, standards, goals for student, etc.)
 - Curriculum comparison (self-made, print, online with parent as teacher; online with teacher attached)
 - Social/Emotional counseling services for those in NDCDE diploma program.
 - Mentor parents who are homeschooling.
 - NDCDE is required to serve all students in North Dakota, not just those attending public or private schools. NDCDE’s ability to provide over 300 online targeted courses to students with different ability levels regardless of location enables us as a state agency to better provide homeschool services than any other entity in the state.
 - NDCDE has not focused its efforts here in the past because the need was not identified. Recent significant increases in the amount of homeschool students in the state however has put potential value in this area. The National Center for Education

Statistics (NCES) has identified an increase in the percentage of the student body being home educated from 1.7% in 1999 to 3.4% in 2012.

3. Provide online curriculum to schools for their school counseling program.
 - This would allow more time for the counselors to provide the social/emotional counseling.
 - Provide counseling services via web meeting if a school is under-staffed in the counseling department.
 - NDCDE is qualified to provide these services because we have two staff members with Master's in School Counseling who can provide counseling services to North Dakota residents/help schools who are under-staffed in the counseling department.
 - NDCDE is currently not providing the services because our counseling program was not mature enough to handle addressing these needs. We have addressed the needs of schools regarding curriculum for many years. Over the last seven years we have developed a management system that can support providing these services.
4. Organize and Facilitate Educator "Socratic Circle" PD
 - Conduct PD for educators looking to hear from others who have the same experience. EX: NDCDE could provide the online meeting space for educators to read on a subject and then meet either face-to-face or via an online meeting room to discuss that subject, what they have found successful, ask other educators questions, etc. The facilitator of the class will set up the online course and start the discussion, but the main goal is for educators to hear from others and form a network.
 - EX: Topic is 'Low Reading Level – K-3)
 - ✓ An online course will be created based on the topic of addressing low reading levels in K-3
 - ✓ Those enrolled will complete the online course and then have at least one face to face or online meeting to discuss the topic of low reading levels in grades K-3 and get strategies, give their own success stories, etc.
 - NDCDE has provided different professional development opportunities for teachers in the past. Our teachers have multiple years of experience designing and instructing online professional development courses for teachers. We also have experience cooperating with multiple Universities in the state including NDSU, Mayville State University, and the University of Mary to offer continuing education units for instructors.

Why Not?

Because NDCDE is working at full capacity.

The list above and on the previous page was developed in response to the survey question posed, and the subsequent design activity, which compared the needs NDCDE has observed throughout ND to NDCDE's current, inhouse capability.

Notwithstanding, NDCDE simply doesn't have the resources to satisfy the needs identified, and because it has already leaned out all parts of its operation according to current conditions and governance; NDCDE cannot find the resources required by creating further efficiencies.

However, there is one potential way to stretch the current resources.

Further efficiencies at NDCDE could be achieved by assigning NDCDE more authority. That is, the elimination and/or reduction of the unneeded interagency oversight under which NDCDE is required to operate. NDCDE can convert the resources used to

comply with unneeded monitoring and oversight to the work described above, which directly impacts kids, schools and communities.

8. Are there any services that you provide that fall outside of your stated mission?

No.

9. How many students and schools are you currently serving? Please list all districts.

8,000 students per year (figure includes SMART Lab students). NDCDE works with every North Dakota school district each year. The list provided below is the actual list that NDCDE has developed (NDCDE needs to make contact prior to DPI's Directory publication, so develops its own list by researching the schools' websites and phoning the individual schools).

ND School Contact List for 2017-2018			
District Name	Superintendent	Phone	Email Address
Alexander	Bieber, Leslie	701-828-3335	leslie.bieber@k12.nd.us
Apple Creek Elementary (Bismarck)	Miller, Sonya (principal)	701-223-7349	sonya.miller@k12.nd.us
Ashley	Schmidt, Jason	701-288-3456	jason.schmidt@k12.nd.us
Bakker Elementary (Hague)	Dykema, Joy	701-336-7284	joybuzzer2000@yahoo.com
Barnes County North (Wimbledon)	Severson, Mike	701-646-6202 ext. 107	michael.severson@k12.nd.us
Beach	Wegner, David	701-872-4161 ext. 1103	david.wegner@k12.nd.us
Belcourt (Turtle Mountain)	Decoteau, Lanelia	701-477-6471 ext. 3222	lanelia.decoteau@k12.nd.us
Belfield	Northrop, Wade	701-575-4275	wade.northrop@k12.nd.us
Beulah	Jordan, Travis	701-873-2237	travis.jordan@k12.nd.us
Billings County	Boswell, Danielle	701-623-4363	danielle.boswell@k12.nd.us
Bishop Ryan High School	Nelson, Rev. Jady, Pres.	701-838-3355	president@brhs.com
Bismarck	Uselman, Tamara	701-323-4054	tamara_uselman@bismarckschools.org
Bottineau	Brenden, Pat	701-228-2266 ext. 101	pat.brenden@k12.nd.us
Bowbells	Thingvold, Celeste	701-377-2396	celeste.thingvold@k12.nd.us
Bowman County	Mahon, David	701-523-3283	dave.mahon@k12.nd.us
Burke Central (Lignite)	Bruce, John	701-933-2821 ext. 12	john.bruce@k12.nd.us
Carrington	Duchscherer, Brian	701-652-3136	brian.duchscherer@k12.nd.us
Cavalier	Manley, Jeff	701-265-8417	jeff.manley@cavalierk12.org
Center-Stanton	Peterson, Tracy	701-794-8778	tracy.peterson@k12.nd.us
Central Cass (Casselton)	Forness, Morgan	701-347-5352 ext. 812	morgan.forness@k12.nd.us

Central Elementary (Amidon)	Foreman, Jodee (principal)	701-879-6231	jodee.foreman@yahoo.com
Central Valley (Buxton)	Brandt, Jeremy	701-847-2220 ext. 203	jeremy.brandt@k12.nd.us
Dakota Adventist Academy	Ban, Gerard, interim principal	701-258-9000 ext. 215	ban.gerard@gmail.com
Dakota Memorial School - Minot	Wagner, Sherry (contact)	701-857-4211	s.wagner@dakotaranch.org
Dakota Prairie (Petersburg)	Slade, Jay	701-345-8233	jay.slade@k12.nd.us
Devils Lake	Privratsky, Scott	701-662-7640	scott.privratsky@dlschools.org
Dickinson	Sullivan, Douglas	701-456-0002 ext. 2211	dsullivan@dpsnd.org
Dickinson Trinity High School	Hochhalter, Fr. Kregg, Dean of Students	701-483-6801	frkregg.hochhalter@k12.nd.us
Divide County (Crosby)	Hirning, Sherlock	701-965-6313	sherlock.hirning@k12.nd.us
Drake-Anamoose	Heim, Steven	701-465-3732	steven.heim@k12.nd.us
Drayton	Ralston, Dean	701-454-3324	dean.ralston@dps19.com
Dunseith	Sjol, David	701-244-0480 ext. 228	david.sjol@k12.nd.us
Edgeley	Hanson, Tyler	701-493-5605	tyler.hanson1@k12.nd.us
Edmore	Schill, Francis	701-644-2281	francis.schill@k12.nd.us
Eight Mile (Trenton)	Schriver, Matt	701-774-8221	matt.schriver1@k12.nd.us
Elgin-New Leipzig (Grant County)	Lundvigson, Daniel	701-584-2173	daniel.lundvigson@k12.nd.us
Ellendale	Fastnacht, Jeff	701-349-3232 ext. 2000	jfastnacht@ellendale.k12.nd.us
Emerado	Bilden, Sara (principal)	701-594-5125	sara.bilden@emeradok8.com
Enderlin Area	Rettig, Tom	701-437-2240	tom.rettig@k12.nd.us
Fairmount	Stahlecker, Ron	701-474-5469	ron.stahlecker@k12.nd.us
Fargo	Schatz, Jeff	701-446-1005	schatzj@fargo.k12.nd.us
Fessenden-Bowdon	Bollingberg, Nancy	701-547-3296 ext. 128	nancy.bollingberg@fessenden.k12.nd.us
Finley-Sharon	Larson, Jeff	701-524-2420 ext. 131	jeff.larson@finleysharonschool.com
Flasher	Zins, Judy	701-597-3355	judy.zins@k12.nd.us
Fordville-Lankin	O'Brien, Michael	701-229-3297	michael.obrien@k12.nd.us
Ft Ransom	Meckle, Elinor (principal)	701-683-4107	elinor.meckle@k12.nd.us
Ft Totten (Four Winds Comm. High School)	Olson, Jeff	701-766-1400 ext. 1427	jeff.olson@k12.nd.us
Ft. Yates (Standing Rock Comm. Schools)	Lawrence, Linda	701-854-2142	linda.lawrence@k12.nd.us
Gackle-Streeter	Larson, David (Duke)	701-485-3692	duke.larson@k12.nd.us
Garrison	Klemisch, Nicholas	701-463-2818 ext. 204	nick.klemisch@k12.nd.us

Glen Ullin	Barry, John	701-348-3590	jbarry@glenullinbearcats.org
Glenburn	Erdahl, Jerry	701-362-7426	jerry.erdahl@k12.nd.us
Goodrich	Scherbenske, Rodney	701-884-2469 ext. 101	rodney.scherbenske@k12.nd.us
Grace Lutheran School (K-8)	Hagge, John (principal)	701-232-7747	jhagge@gracels.com
Grafton	Albrecht, Darren	701-352-1930 ext. 315	darren.albrecht@k12.nd.us
Grand Forks	Nybladh, Larry	701-787-4880	lnybladh260@mygfschools.org
Grenora	Walters, Troy	701-694-2711	troy.walters@gpsd99.org
Griggs County	Brown, Meghan	701-797-3114	meghan.brown@k12.nd.us
Halliday	Duletski, Anthony	701-938-4391	tony.duletski@k12.nd.us
Hankinson	Benson, Chad	701-242-7516	chad.benson@k12.nd.us
Harvey	Stutlien, Daniel	701-324-2265	daniel.stutlien@k12.nd.us
Hatton Eielson	Rogers, Kevin	701-543-3455 ext. 202	kevin.rogers@k12.nd.us
Hazelton-Moffitt-Braddock	Hanzal, Tracy	701-782-6231	tracy.hanzal@k12.nd.us
Hazen	Miller, Ken	701-748-2345 ext. 201	ken.miller@k12.nd.us
Hebron	Nelson, Kevin	701-878-4442 ext. 101	kevin.nelson@k12.nd.us
Hettinger	Moser, Ryan	701-567-4501	ryan.moser@k12.nd.us
Hillsboro	Suda, Paula	701-636-4360 ext. 801	paula.suda@k12.nd.us
Hope Christian Academy (Dickinson)	Bradley, Shane (administrator)	701-225-3919	shane.bradley@hcadickinson.org
Hope/Page	Schlieve, Hy	701-945-9700	hy.schlieve@k12.nd.us
Horse Creek (Cartwright)	Kieson, Carol (principal)	701-481-1373	ckieson@co.mckenzie.nd.us
Jamestown	Lech, Robert	701-252-1950	robert.lech@k12.nd.us
Kenmare	Mueller, Duane	701-385-4996	duane.mueller@k12.nd.us
Kensal	Tracy, Tom	701-435-2484	tom.tracy@k12.nd.us
Kidder County Steele	Diegel, Rick	701-475-2243	rick.diegel@k12.nd.us
Killdeer	Wilz, Gary	701-764-5877	gary.wilz@k12.nd.us
Kindred	Hall, Steve	701-428-3177 ext. 225	steve.hall@k12.nd.us
Kulm	Kramlich, Tami	701-647-2303 ext.110	tami.kramlich@k12.nd.us
Lakota	Harder, Joseph	701-247-2992	joe.harder@k12.nd.us
LaMoure	DelaBarre, Andy	701-883-5396	andrew.delabarre@k12.nd.us
Langdon Area	Christianson, Daren	701-256-5291	daren.christianson@k12.nd.us
Larimore	Swiontek, Steve	701-343-2366 ext. 105	steve.swiontek@k12.nd.us
Leeds	Bubach, Robert	701-466-2461 ext. 203	robert.bubach@k12.nd.us
Lewis and Clark (Berthold, North Shore)	Nelson, Brian	701-453-3484	brian.nelson@k12.nd.us


Lidgerwood	Weston, Mark	701-538-7341 ext. 116	mark.weston@k12.nd.us
Linton	Keeney, Paul	701-254-4138	paul.keeney@k12.nd.us
Lisbon	Johnson, Steve	701-683-4106 ext. 102	steven.johnson@k12.nd.us
Litchville-Marion	Carlson, Mitch	701-669-2262	mitch.carlson@k12.nd.us
Little Heart (Saint Anthony)	Vetter, Jennifer (principal)	701-751-7465	jennifer.vetter@k12.nd.us
Lone Tree School District (K-8) (Golva)	Olson, Janine (Principal)	701-872-3674	janine.olson@k12.nd.us
Maddock	Thom, Robert	701-438-2531 ext. 214	robert.thom@k12.nd.us
Mandan	Klein, Tracy	701-751-6500 ext. 1003	msseu@msd1.org
Mandaree	Longie, Ann	701-759-3311	ann.longie@k12.nd.us
Manning (K-8 school in Bismarck)	Steffen, Rachel (principal)	701-223-0082	rachel.steffen@k12.nd.us
Manvel	Mindt, Mark	701-696-2212 ext. 203	mark.mindt@manvelk8.com
Maple Valley (Tower City)	Wolf, Brian	701-749-2570	brian.wolf@k12.nd.us
Mapleton	Jacobson, Tim (principal)	701-282-3833	tim.jacobson@k12.nd.us
Marmarth	Heggem, Joaine (principal)	701-279-5521	joaine.heggem@k12.nd.us
Max	Windish, Pat	701-679-2685	pat.windish@k12.nd.us
May-Port CG	Bradner, Michael	701-788-2281 ext. 225	michael.bradner@k12.nd.us
McClusky	Ekstrom, Dale	701-363-2470 ext. 102	dale.ekstrom@k12.nd.us
McKenzie County (Watford City)	Holen, Steven	701-444-3626	sholen@watford-city.k12.nd.us
Medina	Christopherson, Brian	701-486-3121	brian.christopherson@k12.nd.us
Menoken	Zabel, Amanda	701-673-3175	thezabels@gmail.com
Midkota (Binford)	Dale, Les	701-676-2511 ext. 12	les.dale@k12.nd.us
Midway	Abbe, Roger	701-869-2432	roger.abbe@midwayschools.com
Milnor	Larson, Chris	701-427-5237 ext. 202	chris.larson@k12.nd.us
Minnewaukan	Callahan, Jean	701-473-5306	jean.callahan@k12.nd.us
Minot	Vollmer, Mark	701-857-4422	mark.vollmer@minot.k12.nd.us
Minto	Lutovsky, Linda	701-248-3479	linda.lutovsky@mintoschools.com
Mohall-Lansford	Voigt, Robby	701-756-6660	rob.voigt@k12.nd.us
Montpelier	Waagen, Jerry	701-489-3348	jerry.waagen@k12.nd.us
Mott-Regent	Lafontaine, Viola	701-824-2795	viola.lafontaine@k12.nd.us
Mt Pleasant (Rolla)	Baumgarn, Kevin	701-477-6561	kevin.baumgarn@k12.nd.us
Munich	Dunlop, Charles	701-682-5321 ext. 203	chuck.dunlop@k12.nd.us

Napoleon	Bjerklie, Richard	701-754-2244 ext. 112	richard.bjerklie@napoleon.k12.nd.us
Naughton (K-6 school in Bismarck)	Schlabach, Kathy	701-223-7349	katschlabach@gmail.com
Nedrose (located in Minot)	Miller, Charles	701-838-5552	charles.miller@k12.nd.us
Nesson (Ray High School)	Schafer, Benjamin	701-568-3301	ben.schafer@rayschools.com
New (District #8 in Williston)	Robert Turner	701-572-6359 ext. 11	rob.turner@k12.nd.us
New England	Koppinger, Kelly	701-579-4160	kelly.koppinger@k12.nd.us
New Rockford- Sheyenne	Louters, Jill	701-947-5036 ext. 323	jill.louters@k12.nd.us
New Salem	Jordan, Andrew	701-843-7610	andrew.jordan@k12.nd.us
New Town	Bluestone, Mark	701-627-3650 ext. 303	marc.bluestone@k12.nd.us
Newburg-United	Kersten, Jason	701-272-6151	jason.a.kersten@k12.nd.us
North Border (Walhalla & Pembina)	Stremick, Paul	701-549-3751 ext. 19	paul.stremick@k12.nd.us
North Sargent	Cale, Randall	701-678-2492	randall.cale@k12.nd.us
North Star	Hagler, Jeffrey	701-968-4416	jeffrey.hagler@k12.nd.us
Northern Cass (Hunter)	Steiner, Cory	701-874-2322 ext. 1031	cory.steiner@northerncassschool.com
Northwood	Arneson, Keith	701-587-5221 ext. 109	keith.arneson@northwoodk12.com
Oak Grove Lutheran High School	Roach, Darrin	701-373-7101	darrin.roach@oakgrovelutheran.com
Oakes	Steinhoff, Kraig	701-742-3234 ext. 147	kraig.steinhoff@k12.nd.us
Oberon	Azure, Lane	701-798-2231	lane.azure@k12.nd.us
Our Redeemer's Christian School	Strand, Charles	701-839-0772	cstrand@orcsknights.org
Park River	Ham, Kirk	701-284-7164	kirk.ham@parkriverk12.com
Parshall	Schwarz, Beth	701-862-3129 ext. 103	beth.schwarz@parshallps.org
Pingree-Buchanan	Harrington, Denise	701-252-5563	denise.harrington@k12.nd.us
Powers Lake	Gruenberg, John	701-464-5432 ext. 11	john.gruenberg@k12.nd.us
Richardton-Taylor	Bautz, Brent	701-974-2111	brent.bautz@k12.nd.us
Richland 44 (Colfax)	Godfrey, Tim	701-372-3713	tim.godfrey@k12.nd.us
Rolette	Sherwin, Wade	701-246-3595	wade.sherwin@k12.nd.us
Roosevelt (Carson)	Zins, Judy	701-597-3355	judy.zins@k12.nd.us
Rugby	Mcneff, Michael	701-776-5201	mike.mcneff@k12.nd.us
Saint Mary's Central High School	Ruggles, Reed	701-223-4113	rruggles@lightofchristschools.org
Sargent Central	Warcken, Daniel	701-724-3205 ext. 5501	daniel.warcken@k12.nd.us
Sawyer	Trottier, Wayne	701-257-6424	wayne.trottier@k12.nd.us
Scranton	Pretzer, John	701-275-8897	john.pretzer@k12.nd.us

Selfridge	Gross, Jim	701-422-3353 ext. 102	jim.gross@k12.nd.us
Shanley High School	Crary, Sarah	701-893-3227	sarah.crary@jp2schools.org
Shiloh Christian School	Mitzel, Sara	701-221-2104	mitzels@shilohchristian.org
Solen	Fryer, Justin	701-445-3331 ext. 103	justin.fryer@k12.nd.us
South Heart	Dean, Calvin	701-677-5671	calvin.dean@k12.nd.us
South Prairie (Minot)	Stanley, Wayne	701-722-3537	wayne.stanley@k12.nd.us
St John	Davis, Donald	701-477-5651 ext. 111	don.davis@k12.nd.us
St Thomas	Beaudoin, Kevin	701-257-6424	kevin.beaudoin@k12.nd.us
Stanley	Holte, Tim	701-628-3811 ext. 119	tim.holte@k12.nd.us
Starkweather	Volk, Larry	701-292-4381	larry.volk@k12.nd.us
Sterling	Torbert, David	701-387-4413	david.torbert@k12.nd.us
Strasburg	Sebastian, Larry	701-336-2667 ext. 110	larry.sebastian@k12.nd.us
Surrey	Voiles, Terry	701-838-3282	terry.voiles@k12.nd.us
Sweet Briar	Johnson, Sherilyn	701-663-7453	sherilyn.johnson@k12.nd.us
TGU (Towner)	Marshall, Debby	701-537-5414	debby.marshall@k12.nd.us
Thompson	Maus, John	701-599-2765 ext. 202	john.maus@tps-k12.org
Tioga	Eide, Carolyn	701-664-2333	carolyn.eide@k12.nd.us
Trinity Christian High School	Fleck, Cory	701-774-9056	cfleck@tcsnd.org
Turtle Lake-Mercer	Sagert, Shane	701-448-2365 ext. 102	shane.sagert@k12.nd.us
Twin Buttes	Starr, Sandy	701-870-2688	sandy.starr@k12.nd.us
Underwood	Dick, Brandt	701-442-3201	brandt.j.dick@gmail.com
United (Des Lacs-Burlington)	Bachmeier, Christopher	701-725-4334	c.bachmeier@k12.nd.us
Valley City	Johnson, Joshua	701-845-0483 ext. 103	josh.johnson@k12.nd.us
Valley-Edinburg	Jorgensen, Mitchell	701-993-8312	mitch.jorgensen@k12.nd.us
Velva	Schoch, Dave	701-338-2022	dave.schoch@k12.nd.us
Wahpeton	Jacobson, Rick	701-642-6741	rick.jacobson@k12.nd.us
Warwick	Dauphinais, Dean	701-294-2561	dean.dauphinais@k12.nd.us
Washburn	Rinas, Bradley	701-462-3228	brad.rinas@k12.nd.us
West Fargo	Flowers, David	701-356-2000	flowers@west-fargo.k12.nd.us
Westhope	Bratrud, Martin	701-245-6444	martin.bratrud@k12.nd.us
White Shield (Roseglen)	Fox, Wayne	701-743-4350 ext.205	wayne.fox@k12.nd.us
Williston	Campbell, Michael	701-572-1580 ext. 1002	michael.campbell@willistonschools.org
Wilton	Meier, Amanda	701-734-6331 ext. 102	amanda.meier@k12.nd.us
Wing	Goetz, David	701-943-2319	david.goetz@k12.nd.us

Wishek	Kuntz, Shawn	701-452-2892 ext. 301	shawn.kuntz@k12.nd.us
Wolford	Zavada, Larry	701-583-2387	larry.zavada@k12.nd.us
Wyndmere	Dalchow, Dan	701-439-2287	dan.dalchow@k12.nd.us
Yellowstone	Gackle, Derek (principal)	701-844-5649 ext. 11	derek.gackle@k12.nd.us
Zeeland	Ogren, Corbley	701-423-5429	corbley.ogren@k12.nd.us

10. What virtual (ITV, asynchronous online) classes do you offer? Please include breakdown by type (number of ITV, number of online, etc.), including a list of courses by type and description on how they are funded/paid for.



NDCDE's Elementary School Online Courses

2017-2018 Courses

ENGLISH	COURSE CODE	SCIENCE	COURSE CODE
New! Grade Four Language Arts, First Semester	ELA1011B	New! Grade Four Science, First Semester	ESC1071B
New! Grade Four Language Arts, Second Semester	ELA1012B	New! Grade Four Science, Second Semester	ESC1072B
New! Grade Five Language Arts, First Semester	ELA1021B	New! Grade Five Science, First Semester	ESC1081B
New! Grade Five Language Arts, Second Semester	ELA1022B	New! Grade Five Science, Second Semester	ESC1082B
MATHEMATICS	COURSE CODE	SOCIAL STUDIES	COURSE CODE
New! Grade Four Math, First Semester	EMA1071B	New! Grade Four Social Studies, First Semester	ESS1071B
New! Grade Four Math, Second Semester	EMA1072B	New! Grade Four Social Studies, Second Semester	ESS1072B
New! Grade Five Math, First Semester	EMA1081B	New! Grade Five Social Studies, First Semester	ESS1081B
New! Grade Five Math, Second Semester	EMA1082B	New! Grade Five Social Studies, Second Semester	ESS1082B

CHOICE
NORTH
 CENTRAL



NDCDE's Middle School Online Courses

2017-2018 Courses

CHOICE
 NORTH DAKOTA
 CENTER FOR DISTANCE EDUCATION
 2017-2018

ART

	COURSE CODE
MS 3D Studio Art, First Semester	WART121B
MS 3D Studio Art, Second Semester	WART123B
MS Basic Drawing	WART101B
MS Beginning Pottery	WART091B
MS Digital Art & Design, First Semester	WART111B
MS Digital Art & Design, Second Semester	WART113B
MS Photography: Drawing with Light	WART081B

ENGLISH

	COURSE CODE
MS Language Arts 5, First Semester	WELT101B
MS Language Arts 5, Second Semester	WELT102B
MS Language Arts 7, First Semester	WELT101B
MS Language Arts 7, Second Semester	WELT102B
MS Language Arts 8, First Semester	WELT121B
MS Language Arts 8, Second Semester	WELT122B

MATHEMATICS

	COURSE CODE
MS Math 5, First Semester	WMAT101B
MS Math 5, Second Semester	WMAT102B
NEW! MS Math 7, First Semester	WMAT1161B
NEW! MS Math 7, Second Semester	WMAT1162B
NEW! MS Math 8, First Semester	WMAT1171B
NEW! MS Math 8, Second Semester	WMAT1172B

PHYSICAL EDUCATION AND HEALTH

	COURSE CODE
MS Fitness Basics I	WEPT101B
MS Health	WEPT021B
MS Intra-Is: Group Sports I	WEPT031B
MS Intra-Is: Individual Sports I	WEPT011B

NELSON ACADEMY OF AGRICULTURE SCIENCES

	COURSE CODE
MS Agriculture Careers	MANG1011B
MS Animal Science Introduction	MANG1031B
MS Introduction to Agriculture	MANG1021B
MS Introduction to Agriculture Including FFA and SAG	MANG1031B
MS Leadership	MANG1021B
MS Leadership Including FFA and SAG	MANG1031B
MS Plant Science	MANG1011B

AGRICULTURE

	COURSE CODE
NEW! MS Principles of Agriculture, Food & Natural Resources	MANG1121B
NEW! MS Veterinary Science: The Care of Animals	MANG1141B

BUSINESS EDUCATION

	COURSE CODE
NEW! MS Digital Information Technology, First Semester	WBEI101B
NEW! MS Digital Information Technology, Second Semester	WBEI102B
MS Keyboarding	WBEI103B

WORLD LANGUAGES

	COURSE CODE
MS Spanish - Beginning, First Semester	WWL1061B
MS Spanish - Beginning, Second Semester	WWL1062B

GENERAL EDUCATION

	COURSE CODE
MS Critical Thinking, Problem Solving, and Learning	MGED011B
NEW! MS Career Exploration I	MGED021B
NEW! MS Career Exploration II	MGED031B
MS Critical Thinking, Problem Solving, and Learning, First Semester	MGED011B
MS Critical Thinking, Problem Solving, and Learning, Second Semester	MGED011B
NEW! MS Journalism: Tell Your Story	MGED031B

SCIENCE

	COURSE CODE
MS Earth & Space Science, First Semester	MSC1011B
MS Earth & Space Science, Second Semester	MSC1013B
MS Life Science, First Semester	MSC1021B
MS Life Science, Second Semester	MSC1023B
MS Science 5 (Physical Science), First Semester	MSC1031B
MS Science 5 (Physical Science), Second Semester	MSC1033B

SOCIAL STUDIES

	COURSE CODE
NEW! MS North Dakota Studies	MSST091B
MS Social Studies 6 (World History), First Semester	MSST061B
MS Social Studies 6 (World History), Second Semester	MSST062B
MS U.S. History, First Semester	MSST051B
MS U.S. History, Second Semester	MSST052B
MS Social Studies 8 (Civics), First Semester	MSST081B
MS Social Studies 8 (Civics), Second Semester	MSST082B

FAMILY AND CONSUMER SCIENCE

	COURSE CODE
MS Family and Consumer Science	MFCS031B
MS Life Skills	MFCS031B

MUSIC

	COURSE CODE
MS Guitar, First Semester	MMU1041B
MS Guitar, Second Semester	MMU1042B
MS Music 6	MMU1021B
MS Music 7	MMU1031B
MS Music 8	MMU1021B

COMPUTER EDUCATION

	COURSE CODE
MS Computer Programming: Robotics	MCED101B

• UPDATED for 2017-2018



NDCDE.org

Phone: 701.298.4830
 Fax: 701.298.4858
 E-mail: ndcde.enroll@k12.nd.us

Revised 1/9/18

NDCDE's High School Online Courses

2017-2018 Courses

AEROSPACE		COURSE CODE
	Aerospace: The Journey of Flight, First Semester	HAW1001B
	Aerospace: The Journey of Flight, Second Semester	HAW1001B
	Introduction to Careers in Unmanned Aircraft Systems	HAW1001B
	Private Pilot Ground I	HAW1003B
	Private Pilot Ground II	HAW1003B

ENGLISH		COURSE CODE
	Creative Writing	HEM3111B
	English Fundamentals: Reading	HEM3331B
	English Fundamentals: Writing	HEM3401B
	Genre: Maritime Novels & Stories	HEM3351B
	Journalism: Investigating the Truth	HEM3501B
	Language Arts 3, First Semester	HEM3471B
	Language Arts 3, Second Semester	HEM3473B
	Language Arts 10, First Semester	HEM3481B
	Language Arts 10, Second Semester	HEM3483B
	Language Arts 11, First Semester	HEM3491B
	Language Arts 11, Second Semester	HEM3493B
	Language Arts 12, First Semester	HEM1521B
	Language Arts 12, Second Semester	HEM1523B
	Mythology and Folklore: Legendary Tales	HEM3471B
	Public Speaking	HEM3471B
	Reading Around the World	HEM1561B
	Science Fiction Literatures	HEM1551B
	The Land of the Rings: An Exploration of the Films and Their Literary Influences	HEM3451B
	Theater Studies	HEM1431B
	Theater, Cinema and Film Production	HEM3431B

SCIENCE		COURSE CODE
	Anatomy and Physiology, First Semester	HSC2011B
	Anatomy and Physiology, Second Semester	HSC2021B
	Astronomy: Exploring the Universe	HSC2021B
	Biology, First Semester	HSC2021B
	Biology, Second Semester	HSC2023B
	Chemistry, First Semester	HSC1001B
	Chemistry, Second Semester	HSC1003B
	Ecology	HSC2021B
	Forensic Science: Secrets of the Dead	HSC4141B
	Forensic Science: More Secrets of the Dead	HSC2021B
	Introduction to Forestry & Natural Resources	HSC2411B
	Introduction to Renewable Technologies	HSC2401B
	Water Science: Secrets of the Blue	HSC2421B
	Microbiology	HSC1401B
	Ornithology	HSC2081B
	Physical Science, First Semester	HSC2051B
	Physical Science, Second Semester	HSC2053B
	Physics, First Semester	HSC1261B
	Physics, Second Semester	HSC1263B
	Wildlife Management	HSC2091B

SOCIAL STUDIES		COURSE CODE
	African American History	HSS2011B
	Alaska History	HSS2401B
	American Government	HSS1001B
	American History, First Semester	HSS2021B
	American History, Second Semester	HSS2023B
	Anthropology: Uncovering Human Mysteries	HSS2441B
	Anthropology: More Human Mysteries Uncovered	HSS2001B
	Archaeology: Excavations of the Past	HSS2451B
	Criminology: Inside the Criminal Mind	HSS2441B
	Economics with Financial Literacy	HSS1041B
	History of the Holocaust	HSS2481B
	Human Geography: Our Global Identity	HSS2051B
	Introduction to Women's Studies: A Personal Journey Through Film	HSS2021B
	Law & Order: Introduction to Legal Studies	HSS2001B
	North Carolina Studies	HSS1041B
	Personal Psychology: The Road to Self-Discovery	HSS2001B
	Personal Psychology: Living in a Complex World	HSS2003B
	Social Problems: A World in Crisis	HSS2091B
	Social Problems: Crisis, Conflict & Challenges	HSS2093B
	Sociology: The Study of Human Relationships	HSS2401B
	Sociology: Your Social Life	HSS2403B
	World History, First Semester	HSS1001B
	World History, Second Semester	HSS1003B
	World Religions: Exploring Diversity	HSS2091B

PHYSICAL EDUCATION AND HEALTH		COURSE CODE
	Advanced PE I	HPN3001B
	Drug & Alcohol	HPN1101B
	Exercise Science	HPN3101B
	First Aid & Safety	HPN1101B
	Fitness Fundamentals I	HPN3001B
	Health and Personal Wellness	HPN1211B
	Intro Coaching	HPN1151B
	Intro Group Sports	HPN3121B
	Intro Individual Sports	HPN3121B
	Running	HPN3141B
	Sports Offending	HPN1201B
	Strength Training	HPN3151B
	Walking Fitness	HPN3161B

TECHNICAL AND AGRICULTURE EDUCATION		COURSE CODE
	Auto Fundamentals	HTS2001B
	Biotechnology: Unlocking Nature's Secrets	HTS2101B
	Carpentry and Building Construction	HTS2001B
	Concepts of Engineering & Technology	HTS2121B
	Introduction to Manufacturing: Product Design & Innovation	HTS2111B
	Principles of Agriculture, Food & Natural Resources	HAG1001B

ADVANCED PLACEMENT		COURSE CODE
	AP Calculus AB, First Semester	HWA1001B
	AP Calculus AB, Second Semester	HWA1003B
	AP Computer Science A, First Semester	HCC0121B
	AP Computer Science A, Second Semester	HCC0123B
	AP English Language and Composition, First Semester	HEM4011B
	AP English Language and Composition, Second Semester	HEM4013B
	AP Environmental Science, First Semester	HSC3051B
	AP Environmental Science, Second Semester	HSC3053B
	AP Human Geography, First Semester	HSS2021B
	AP Human Geography, Second Semester	HSS2023B
	AP Macroeconomics	HSS1001B
	AP Microeconomics	HSS1003B
	AP Psychology, First Semester	HSS2041B
	AP Psychology, Second Semester	HSS2043B
	AP Statistics, First Semester	HWA4041B
	AP Statistics, Second Semester	HWA4043B
	AP United States Government and Politics	HSS1050B
	AP US History, First Semester	HSS2031B
	AP US History, Second Semester	HSS2033B

COMPUTER EDUCATION		COURSE CODE
	Computer Programming, Robotics	HCC1101B
	Cybersecurity	HCC1151B
	Foundational Programming	HCC1161B
	Game Design 1, First Semester	HCC1171B
	Game Design 2, Second Semester	HCC1173B
	JavaScript	HCC1181B

MUSIC		COURSE CODE
	Beginning Piano	HAW1001B
	Guitar I, First Semester	HAW1001B
	Guitar I, Second Semester	HAW1003B
	Music Appreciation: The Enjoyment of Listening	HAW1004B

GENERAL EDUCATION		COURSE CODE
	Careers in Criminal Justice	HG6201B
	Introduction to Military Careers	HG6203B
	National Security	HG6205B
	Principles of Public Service: To Serve & Protect	HG6204B
	Thinking and Learning Strategies	HG6101B

* UPDATED for 2017-2018



- NDCDE uses sixteen unique providers to deliver over 300 online courses, core, credit recovery, advanced placement, and career and technical education, currently for grades 4-12. (See attached lists) By using our statewide reach to aggregate student enrollments, we can provide courses which reasonably could not be supported by districts due to low enrollments, a lack of available qualified teachers or inability to

support an independent online program. Courses are paid for on a per use basis, not a bundle or seat package, resulting in no waste due to unused/underutilized seats. Using multiple online course providers, we have been able to negotiate reduced pricing based upon an understanding of the market.

- NDCDE allots funding for its courses in its budget by using historic enrollment data broken down by each course, and vendor for the biennium. This process intel's working through each course, from each vendor to calculate possible enrollments, and the cost of teaching each individual enrollment. NDCDE has an approved procurement process approved by OMB's procurement office for this which NDCDE uses to approve, and pay for courses.

Listings and descriptions of all NDCDE courses can also be found at NDCDE's website – www.ndcde.org.

11. What's the largest external critique of your organization and how do you respond to it?

1. AdvancED

The state of North Dakota requires that all schools within the state go through an accreditation process. Previously completed through the Department of Public Instruction, the state currently uses an external accreditation agency, AdvancED. Through AdvancED, schools complete a continual improvement process in five-year cycles which includes engagement reviews from other educational professionals to review and audit a school's processes. Schools working through the accreditation process through AdvancED fall into two categories, brick-and-mortar/traditional or digital learning. Each category has their own review process, standards, and assurances to be followed and completed. NDCDE is a unique situation as we are a public school within the state of North Dakota, therefore are required by DPI to be accredited through AdvancED, per the state contract. However, NDCDE is also a digital learning school, and must follow the digital learning protocols, which are not consistent with the requirements of AdvancED's protocols for brick-and-mortar schools in the state of ND. Nevertheless, because NDCDE has a developed and documented process-based management and leadership system that has shown an increase in student performance, we have consistent results in earning full accreditation through AdvancED.

2. DPI Course Code Applications

When NDCDE offers a new course, a member of NDCDE's curriculum team reviews the course code descriptions under the corresponding subject on DPI's website, <https://www.nd.gov/dpi/SchoolStaff/SAO/PK12CourseCodes/>, to determine if there is an existing state course code that adequately fits the new course's content.

If the curriculum team cannot find a matching course code, it submits an application for a new course code:

<https://www.nd.gov/dpi/uploads/documents/134/SFN60065.pdf>

3. DPI Annual Reports

NDCDE submits the following state reports to DPI in September:

- LEA Annual Compliance Report
- School Annual Compliance Report
- Local Education Agency Directory (MIS01)
- School Directory (MIS02)
- Local Education Agency Fall Report (MIS01)
- School Fall Report (MIS02)

- Licensed Personnel (MIS03)
- Nonlicensed Personnel (PER02)

In January, NDCDE requests that DPI re-open our Licensed Personnel (MIS03) report so that spring semester enrollments can be added to it.

4. Audits

NDCDE is audited through several different state regulations, NDCDE is required to submit yearly risk management audits, record retention audits, and file CAFR reports. NDCDE is audited along with ITD in its yearly state auditing processes. In these processes, the state audits all NDCDE accounts payable for fraud, and state procurement guide lines. All NDCDE accounts receivable, and processes in which NDCDE receives payment is audited. NDCDE use of general funds are audited along. PERS, and TFFR audit NDCDE yearly on hours of work by its employees.

5. Legislative Committee Reporting

NDCDE reports as directed to Legislative Committees at both the biennial legislative and the interim sessions. NDCDE is required to have its budget heard by the appropriate standing committees in both House and Senate during the biennial sessions. NDCDE's budget is part of ITD's budget when voted on by both chambers, but is built separately and is handled independently at the legislative committee and sub-committee level.

12. How can state government better support your mission?

Authority

- Authority to make decisions to serve citizens; do not have to go through multiple levels to seek authority, including, but not restricted to
 - Allow CDE to provide online teacher credentialing.
 - Authority to assign temporary course codes.
 - Flex credentialing of staff to more easily and quickly provide personnel in needed areas.
 - Authority to grant short course certifications where appropriate and applicable.
- Provide a special status to CDE that recognizes its unique status in the educational system and removes it from competing with CTE, REAs and School Districts for resources.
- Recognize, utilize, and enable CDE's services to be available statewide for schools and students by
 - Promoting and endorsing SMART Labs.
 - Endorsing the clearinghouse and registration.
 - Assuring that ND schools accept all CDE credits without exception.
 - Recognizing through speech, publication and association the expertise of CDE content area personnel as statewide resources.
 - Recognizing through speech, publication and association CDE's ability to innovate.

Resources

- More reliable funding model – some options to consider
 - Direct access to formula funding.
 - Open enrollment.
 - Fraction of foundation payment for services/courses.
- Provide a flexible state of the art integrated commerce system via ITD.
- Access to, rather than paying for, resources that the state has available.
- Access to grant monies from other state agencies and departments that are now earmarked for application and use due to legacy decisions and processes.
- Technology support/resources without charge (CDE currently pays for in-government tech support).

13. What do you want North Dakota education to look like in 5 years?

Education that more closely reflects customer and stakeholder expectations; expectations that are

- Established by enlightened policy and regulation,
- Defined by school districts and individual schools, and
- Implied by customers – parents and students

Education that provides equitable choice, opportunity and validation through the smart use of appropriate technology.

Education that focuses on learning, which is brain science-based, competency-directed, and competency and skills acquired.

Education that transforms itself from a hierarchical model of leadership and teaching to one that better reflects the flatness and inter-connectiveness of the world in which we live – process-based, performance-measured, facilitated, teamed, mentored, and flexible.

Education that is characterized by a SMART Lab in every school, or its equivalent, a FAB Lab in as many schools as possible, students who engage in joint learning activities via a combination of the cloud computing and the use of SMART and FAB Labs available to every student in every school.

Education systems at the school level (and enabling legislation and oversight at the state level) that

- recognize the need to become reflective of the learning they wish to have students acquire,
- adopt policies and practices to enable their recognition,
- convert their current hierarchical management systems to process-based management systems,
- assure organizational learning and enable individual learning (student, teacher and administrator) via conscious awareness of the eight patterns of thinking (as validated by brain science) and integrating the resulting thinking maps into the system's process-based approach to managing itself,
- utilize the school's SMART Lab to learn about learning, and the application of the Lab's process-based, project-based, systems management as a model (and metaphor) to assist individuals and the schools (and communities) learn about learning; and most important, enable a system's and individual's capability to make innovation a core competency.

Dr. Alan J. Peterson
State Director
North Dakota Center for Distance Education

ORGANIZATION CHART NDCDE

Center for Distance Education Administration

- Dr. Alan Peterson – State Director *[teaches courses]*
- Barb Meidinger – Principal *[teaches courses]*
- Jill Daignault – Assistant Principal and AdvancEd Chair *[teaches courses]*
- Tonya Greywind – SmartLab Director *[teaches courses]*
- Matthew Lonn – Statewide Program Director – *[teaches courses]*
- Brian Becker – Academic Advisor
- Steve Ring – Business Manager
- Laurie Tuma - HR and Customer Service Manager
- Tami Lebahn – Office Assistant

Center for Distance Education Technology, Learning Service, and Support

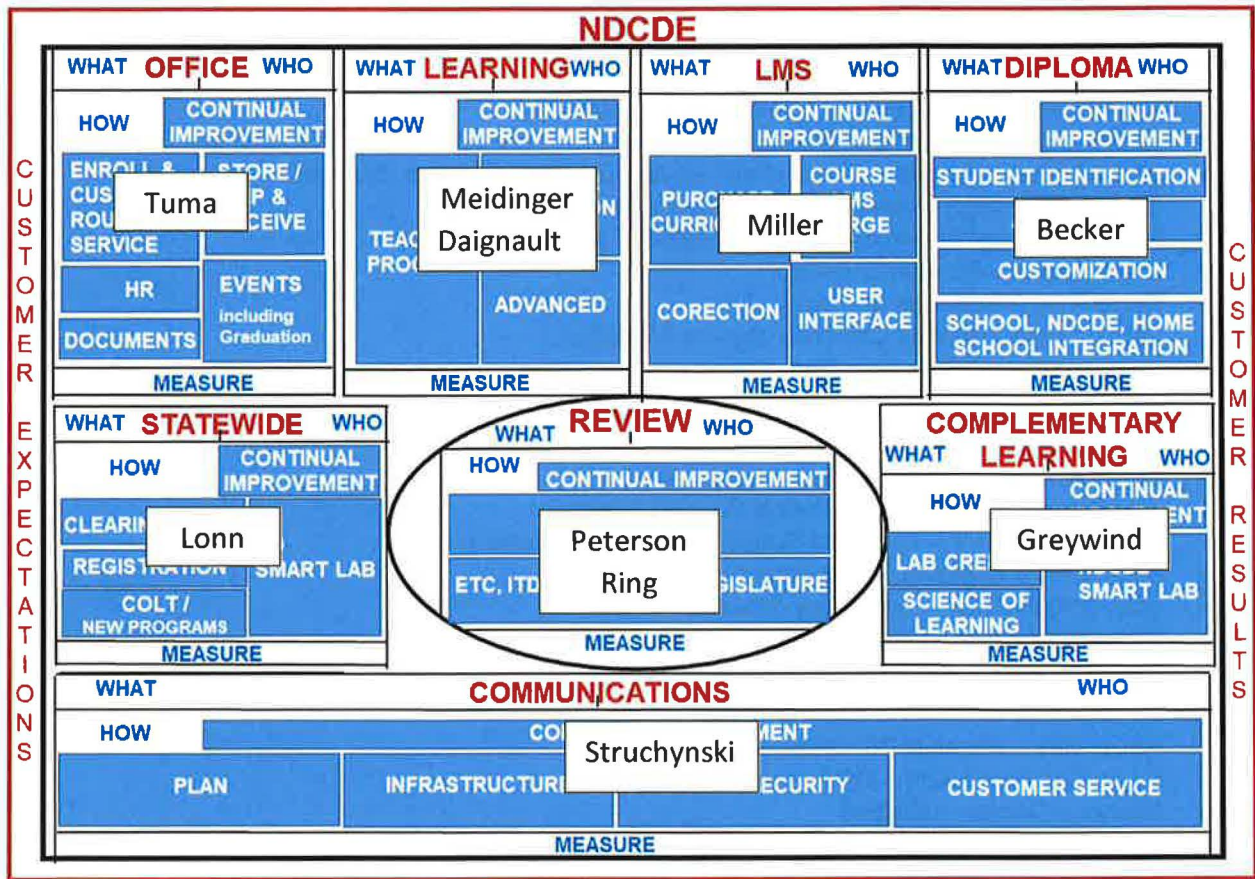
- Alissa Martin – Learning Services Manager
- Bryan Ackley – Curriculum Support Specialist
- Eric Benson – Customer Technical Support Specialist
- Donn Christopher – Technical Support Specialist/Graphic Artist
- Mike Miller – Learning Management System Director
- John Struchynski – Technology Director
- Dirk Schumacher – Computer Technician
- Ole Thomason – Programmer Analyst

Center for Distance Education Faculty (FTE)

- Kasey Bitz -- Physical Education / Health
- Kayla Christopherson -- Mathematics
- Shannon Dillman -- English
- Jocelyn Kolle -- Social Studies
- Katie Larson -- English
- Annette Marchand -- Art
- Lorraine Michels -- Mathematics
- Kelly Tebben -- English
- Michelle Thielen -- Science
- Walter Valovage -- Science / Health / Physics
- Stacey Wright – Mathematics
- Kari Sova -- Social Studies

Center for Distance Education Faculty (Part-time Temporary)

- Steve Michels -- Music
- LeRoy Nelson -- Technical Education / Agriculture
- Susan Plambeck -- Middle Level / French / Social Studies
- Jason Rohr -- Technical Education / Agriculture
- Marie Stevens -- German
- Shannay Witte -- Computer Education
- Jamie Moen -- Business Education
- Shila Leno -- Health Sciences
- Susan Lindberg -- Mathematics
- Shana Johnson -- Latin / Social Studies
- Dana Lonn -- Health Sciences
- Cindy Silovich -- English
- Claire Althoff -- Family and Consumer Science
- Cara Cody-Braun -- Spanish
- James Drexler -- Aviation
- Maurice Dullea -- Science
- Reeann Enderson -- Business Education, Phy Ed, Health
- Danielle Schmidt -- Science
- Jason Horner -- Business Education
- Mariah Poulin – English, Social Studies
- Jessica Rath – Spanish
- Eydie Wager – English, Social Studies



NDCDE applies a process-based management system. The diagram above provides the model that is followed. Core Process owners are the equivalent to department heads. I will list the supervisors in each of the Core Processes in the diagram above.

If you require a hierarchical org chart, I can convert the one above into a more traditional chart.

Dr. Alan J. Peterson, State Director, NDCDE

**Sixty-fifth Legislative Assembly of North Dakota
In Regular Session Commencing Tuesday, January 3, 2017**

SENATE BILL NO. 2021
(Appropriations Committee)

AN ACT to provide an appropriation for defraying the expenses of the information technology department; to provide appropriations to certain agencies for an electronic payment processing system; to authorize borrowing authority; to provide for transfers; to provide for a report; to create and enact sections 15-19-01.1 and 15-19-02.1 of the North Dakota Century Code, relating to the centers for distance education; to amend and reenact subsection 1 of section 37-17.3-02.2, section 54-59-31, and subsection 1 of section 54-59-34 of the North Dakota Century Code, relating to the statewide interoperability executive committee, certified electronic health information systems, and the statewide longitudinal data system; and to provide a statement of legislative intent.

BE IT ENACTED BY THE LEGISLATIVE ASSEMBLY OF NORTH DAKOTA:

SECTION 1. APPROPRIATION. The funds provided in this section, or so much of the funds as may be necessary, are appropriated out of any moneys in the general fund in the state treasury, not otherwise appropriated, and from special funds derived from federal funds and other income, to the information technology department for the purpose of defraying the expenses of the information technology department, for the biennium beginning July 1, 2017, and ending June 30, 2019, as follows:

	<u>Base Level</u>	<u>Adjustments or Enhancements</u>	<u>Appropriation</u>
Salaries and wages	\$58,113,215	\$1,246,557	\$59,359,772
Operating expenses	70,927,060	(999,062)	69,927,998
Capital assets	8,850,000	(555,000)	8,295,000
Centers for distance education	9,091,690	(12,574)	9,079,116
Statewide longitudinal data system	5,500,661	(1,190,100)	4,310,561
Educational technology council	1,655,947	(534,475)	1,121,472
Edutech	9,052,048	700,719	9,752,767
K-12 wide area network	4,880,862	(346,584)	4,534,278
Geographic information system	1,192,978	(45,262)	1,147,716
Health information technology office	5,354,633	43,516,009	48,870,642
Statewide interoperability radio network	0	<u>13,700,000</u>	<u>13,700,000</u>
Total all funds	\$174,619,094	\$55,480,228	\$230,099,322
Less estimated income	<u>151,213,039</u>	<u>58,353,949</u>	<u>209,566,988</u>
Total general fund	\$23,406,055	(\$2,873,721)	\$20,532,334
Full-time equivalent positions	350.30	(6.00)	344.30

SECTION 2. HEALTH INSURANCE INCREASE. The salaries and wages line item in section 1 of this Act includes the sum of \$926,470, of which \$173,819 is from the general fund, for increases in employee health insurance premiums from \$1,130 to \$1,241 per month.

SECTION 3. ONE-TIME FUNDING - EFFECT ON BASE BUDGET - REPORT TO SIXTY-SIXTH LEGISLATIVE ASSEMBLY. The following amounts reflect the one-time funding items approved by the sixty-fourth legislative assembly as adjusted for the 2015-17 biennium and the 2017-19 one-time funding items included in section 1 of this Act:

<u>One-Time Funding Description</u>	<u>2015-17</u>	<u>2017-19</u>
Educational technology council grants	\$912,060	\$0
Statewide longitudinal data system	358,280	0
Statewide radio coordination	1,401,750	0
Health data study	500,000	0

Electronic payment processing system	0	375,000
Health information network expansion	0	43,555,133
Total all funds	\$3,172,090	\$43,930,133
Less estimated income	500,000	43,930,133
Total general fund	\$2,672,090	\$0

The 2017-19 one-time funding amounts are not a part of the entity's base budget for the 2019-21 biennium. The information technology department shall report to the appropriations committees of the sixty-sixth legislative assembly on the use of this one-time funding for the biennium beginning July 1, 2017, and ending June 30, 2019.

SECTION 4. TRANSFERS. Notwithstanding section 54-16-04, the director of the office of management and budget shall make transfers of funds between line items in section 1 of this Act for the information technology department as may be requested by the chief information officer as determined necessary for the development and implementation of information technology projects.

SECTION 5. Section 15-19-01.1 of the North Dakota Century Code is created and enacted as follows:

15-19-01.1. Distance education courses - Course lists to school districts - Notification.

The center for distance education shall provide by December thirty-first of each year, a complete list of courses offered by the center to all school districts. Each school district shall notify its students and their parents or guardians of the complete list of courses offered and the school district's policies for course selection and related fees.

SECTION 6. Section 15-19-02.1 of the North Dakota Century Code is created and enacted as follows:

15-19-02.1. Distance education clearinghouse.

The director of the center for distance education shall establish a clearinghouse for online courses delivered to North Dakota schools for the purpose of providing:

1. A list of the online courses and providers for all North Dakota schools to access.
2. Awareness of online courses available in new and emerging careers.
3. A list of comparative prices for online courses and other online services.
4. Awareness of the differences between technological innovation and learning innovation.

SECTION 7. AMENDMENT. Subsection 1 of section 37-17.3-02.2 of the North Dakota Century Code is amended and reenacted as follows:

1. The statewide interoperability executive committee consists of:
 - a. The director of state radio or a designee;
 - b. The director of the division of homeland security or a designee;
 - c. The superintendent of the highway patrol or a designee;
 - d. The adjutant general or a designee;
 - e. The director of the department of transportation or a designee;
 - f. A representative of the North Dakota sheriff's and deputies association;
 - g. A representative of the North Dakota emergency managers association;

- h. A representative of the North Dakota fire chiefs association;
- i. A representative of the North Dakota emergency medical services association;
- j. A representative of the North Dakota police chiefs association;
- k. A representative of the North Dakota peace officers association;
- l. A representative of the North Dakota 911 association; ~~and~~
- m. The North Dakota chief information officer or a designee;
- n. The North Dakota Indian affairs commission executive director or a designee; and
- o. One member of the North Dakota house of representatives and one member of the North Dakota senate appointed by the legislative management.

SECTION 8. AMENDMENT. Section 54-59-31 of the North Dakota Century Code is amended and reenacted as follows:

54-59-31. Certified electronic health records systems.

- 1. An executive branch state agency, an institution of higher education, and any health care provider or other person participating in the health information exchange may use only an electronic health record system for use in the exchange which is certified under rules adopted by the office of the national coordinator for health information technology.
- 2. Subsection 1 does not apply if:
 - a. The office of the national coordinator for health information technology does not require certification of the electronic health record system for that type of provider; or
 - b. The North Dakota health information technology director waives the certification requirement.

SECTION 9. AMENDMENT. Subsection 1 of section 54-59-34 of the North Dakota Century Code is amended and reenacted as follows:

- 1. The statewide longitudinal data system committee shall manage a statewide longitudinal data system that:
 - a. Provides for the dissemination of management information to stakeholders and partners of state education, training, and employment systems; ~~and~~
 - b. Is required to provide on an annual basis to education and workforce development programs, to the extent permitted by federal law, the wage record interchange system 2 data sharing agreement and the state wage interchange system data sharing agreement and state performance reports that measure the aggregate outcomes of participants in the workforce and continuing education programs, including private workforce and education programs that request the reports; and
 - c. Uses data from educational and workforce systems as central sources of statewide longitudinal data.

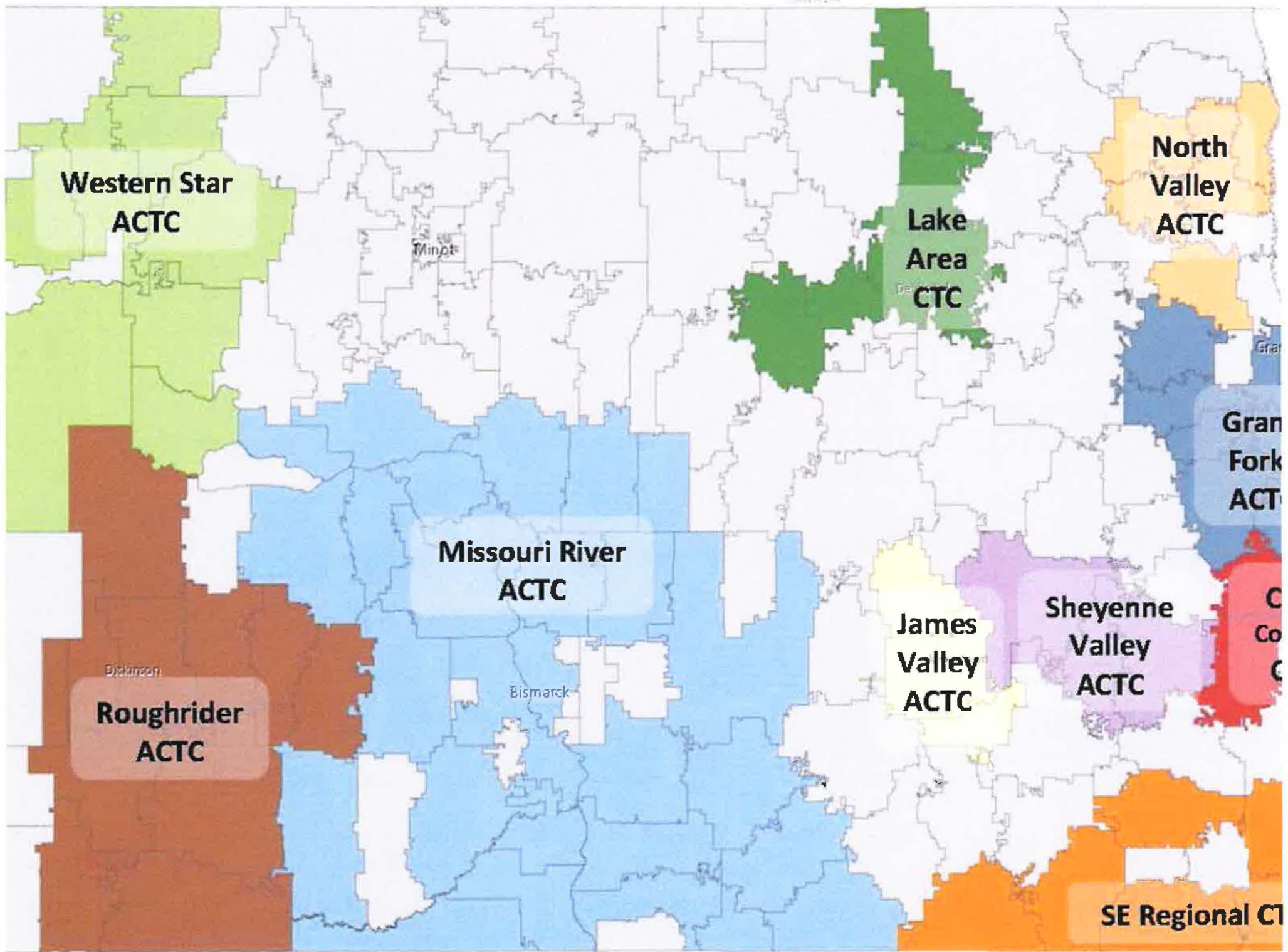
SECTION 10. LOAN AUTHORIZATION - APPROPRIATION - ELECTRONIC PAYMENT PROCESSING SYSTEM. The state agencies named in this section may borrow from the Bank of North Dakota, the amounts listed below, or so much of the amounts as may be necessary, which are appropriated to the respective agency for the purpose of defraying the expenses of implementing a new electronic payment system for the biennium beginning July 1, 2017, and ending June 30, 2019.

<u>Agency</u>	<u>Amount</u>
Department of transportation	\$147,000
Secretary of state's office	93,000
Parks and recreation department	42,000
Game and fish department	36,000
Workforce safety and insurance	36,000
Highway patrol	<u>21,000</u>
Total	\$375,000

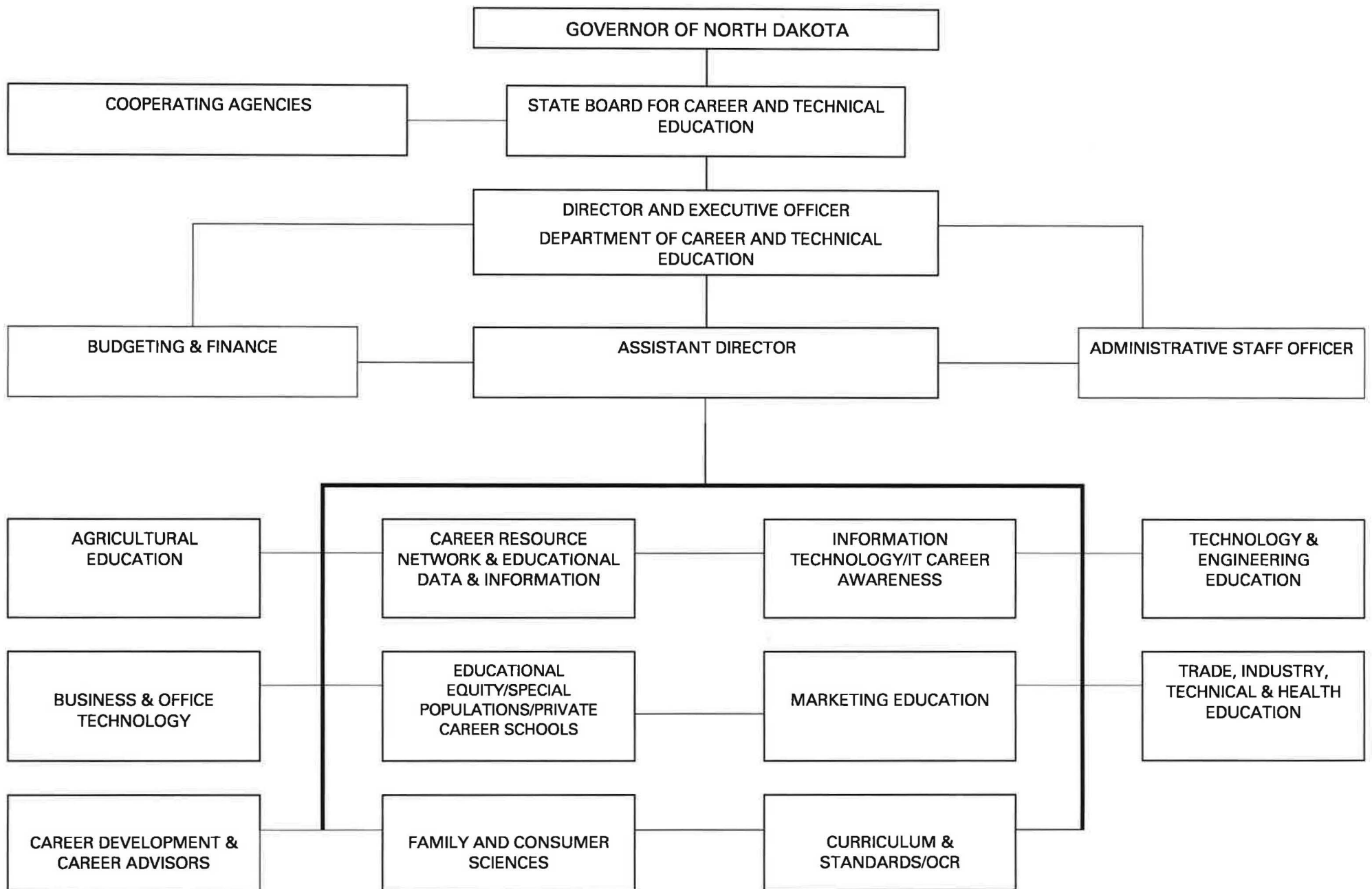
SECTION 11. LOAN REPAYMENT - APPROPRIATION - ELECTRONIC PAYMENT PROCESSING SYSTEM. The funds provided in this section, or so much of the funds as may be necessary, are appropriated from special funds derived from additional revenue received as a result of the implementation of a new electronic payment processing system to the agencies named below for the purpose of repaying the Bank of North Dakota loans authorized in section 10 of this Act, plus interest for the biennium beginning July 1, 2017, and ending June 30, 2019.

<u>Agency</u>	<u>Amount</u>
Department of transportation	\$159,000
Secretary of state's office	101,000
Parks and recreation department	46,000
Game and fish department	39,000
Workforce safety and insurance	39,000
Highway patrol	<u>23,000</u>
Total	\$407,000

SECTION 12. LEGISLATIVE INTENT - STATE GOVERNMENT EFFICIENCIES. It is the intent of the sixty-fifth legislative assembly that during the 2017-18 interim, the governor achieve efficiencies and budgetary savings within the information technology department and other state agencies through the use of innovative ideas and solutions relating to information technology and related services. It is also the intent of the sixty-fifth legislative assembly that the governor submit proposed legislation necessary to implement any ideas and solutions for state government efficiencies and budgetary savings which cannot be implemented during the 2017-18 interim to the sixty-sixth legislative assembly.



CTE



LTE

**Sixty-fifth Legislative Assembly of North Dakota
In Regular Session Commencing Tuesday, January 3, 2017**

SENATE BILL NO. 2019
(Appropriations Committee)

AN ACT to provide an appropriation for defraying the expenses of the state board for career and technical education.

BE IT ENACTED BY THE LEGISLATIVE ASSEMBLY OF NORTH DAKOTA:

SECTION 1. APPROPRIATION. The funds provided in this section, or so much of the funds as may be necessary, are appropriated out of any moneys in the general fund in the state treasury, not otherwise appropriated, and from special funds derived from federal funds and other income, to the state board for career and technical education for the purpose of defraying the expenses of the state board for career and technical education, for the biennium beginning July 1, 2017, and ending June 30, 2019, as follows:

	<u>Base Level</u>	<u>Adjustments or Enhancements</u>	<u>Appropriation</u>
Salaries and wages	\$4,763,504	(\$63,529)	\$4,699,975
Operating expenses	1,267,340	(26,751)	1,240,589
Grants	31,240,290	1,593,066	32,833,356
Grants - postsecondary	661,113	(364,906)	296,207
Adult farm management	660,438	(80,616)	579,822
Workforce training	<u>2,803,500</u>	<u>(803,500)</u>	<u>2,000,000</u>
Total all funds	\$41,396,185	\$253,764	\$41,649,949
Less estimated income	<u>9,697,887</u>	<u>2,395,779</u>	<u>12,093,666</u>
Total general fund	\$31,698,298	(\$2,142,015)	\$29,556,283
Full-time equivalent positions	26.50	(2.00)	24.50

SECTION 2. HEALTH INSURANCE INCREASE. The salaries and wages line item in section 1 of this Act includes the sum of \$61,059 from the general fund for increases in employee health insurance premiums from \$1,130 to \$1,241 per month.

SECTION 3. ONE-TIME FUNDING - EFFECT ON BASE BUDGET - REPORT TO SIXTY-SIXTH LEGISLATIVE ASSEMBLY. The following amounts reflect the one-time funding items approved by the sixty-fourth legislative assembly for the 2015-17 biennium and the 2017-19 one-time funding items included in the appropriation in section 1 of this Act:

<u>One-Time Funding Description</u>	<u>2015-17</u>	<u>2017-19</u>
School district and area center grants	\$0	\$2,427,000
Marketplace for kids	<u>0</u>	<u>300,000</u>
Total all funds	\$0	\$2,727,000
Less estimated income	<u>0</u>	<u>2,477,000</u>
Total general fund	\$0	\$250,000

The 2017-19 one-time funding amounts are not a part of the entity's base budget for the 2019-21 biennium. The department of career and technical education shall report to the appropriations committees of the sixty-sixth legislative assembly on the use of this one-time funding for the biennium beginning July 1, 2017, and ending June 30, 2019.

SECTION 4. ESTIMATED INCOME - FOUNDATION AID STABILIZATION FUND. The estimated income line item in section 1 of this Act includes \$2,477,000 from the foundation aid stabilization fund for providing grants to school districts and area centers. Of this amount, \$50,000 is for the marketplace for kids program.

SECTION 5. WORKFORCE TRAINING. The workforce training line item in section 1 of this Act includes \$2 million from the general fund for the purpose of providing workforce training grants for the biennium beginning July 1, 2017, and ending June 30, 2019. Of this amount, \$1 million is to be distributed equally to Bismarck state college, lake region state college, Williston state college, and the North Dakota state college of science. The department of career and technical education shall award the remaining \$1 million of workforce training grants based on job training needs throughout North Dakota and may consider applications from tribally controlled community colleges when determining these grant awards. Tribally controlled community colleges must collaborate with at least one of the four higher education institutions listed in this section when submitting applications for workforce training grants.




2017-2019 Interim Legislative Committee

© 2017 ND REA

What is an REA?

- A group of school districts that have entered a joint powers agreement that has been reviewed by the superintendent of public instruction and verified as meeting the requirements of section 15.1-09.1-02.
- Consists of highly qualified staff and organization system
- Responsive to districts through boards and membership
- Responsive to funders, including the State

Map of REAs



District Membership - 93%
Student Membership - 98%

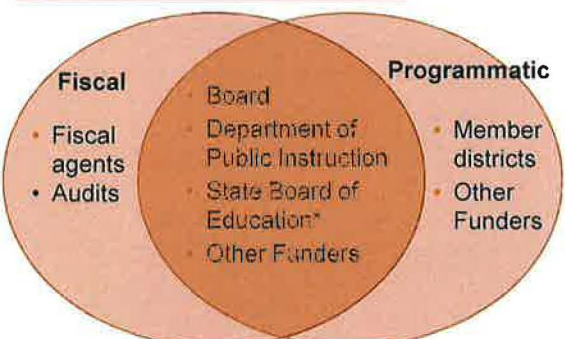
What really is an REA?

- Built to impact students
- Built to impact teachers
- Built to impact school supports
- Built to collaborate on a regional basis to respond to needs

Five Core Services (defined in century code)

- 1. Coordinate and facilitate professional development Professional development
- 1. Enhance technology support services Tech
- 1. Support school improvement goals School improvement
- 1. Assistance with student achievement data collection, analysis, and interpretation Achievement data
- 1. Expansion of curriculum offerings Curriculum enrichment

Governance Structure



Fiscal

- Fiscal agents
- Audits

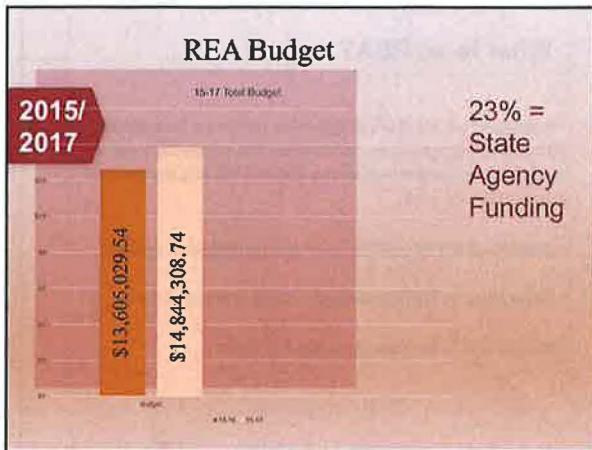
Programmatic

- Member districts
- Other Funders

Intersection:

- Board
- Department of Public Instruction
- State Board of Education*
- Other Funders

*Added in 65th Legislative Session



State Funding Formula and DPI Line Item

1. Student population of schools belonging to REA
= \$19.29/student
(.002XREA school enrollmentXstate base rate \$9,646)

Smallest, Mid-size, Largest formula (per pupil payment)

- RESP = \$64,000
MDEC = \$214,000
SEEC = \$649,000

2. DPI Line Item = \$31,250/year (per REA)

RE Loss of Funding

Program loss

Amount per REA

- Succeed 2020
avg \$300,000
DPI Line Item reduction
\$18,750
Teacher Center reduction
\$20,000

TOTAL: \$338,750 (avg)

Lost % of revenue

Dickinson - 39%

RE Funding breakdown

REA	Fees and Dues
GNWEC	<ol style="list-style-type: none"> 1. Optional Membership Fees - \$5,000/yr for Emerging Tech Consortium 2. Course fees - \$300/credit per student (ITV/CTE) 3. A-la-carte Services - course registration fees, site-based fees
MDEC	<ol style="list-style-type: none"> 1. A-la-carte services - registration fees average \$35/day, on-site fees \$250/day 2. Bundled services - on-site and technical assistance ranges from \$300-\$1,500/day
MREC	<ol style="list-style-type: none"> 1. Membership fee for REA - \$500/yr 2. Membership fee for MRACTC - \$2,000/yr 3. A-la-carte services - registration fees average \$50/day 4. Bundled services - on-site and technical assistance ranges from \$300-\$1000/day
NCEC	<ol style="list-style-type: none"> 1. Membership fees - \$7,500/school

RE Funding breakdown

REA	Fees and Dues
NESC	<ol style="list-style-type: none"> 1. Membership fees - \$1,000 2. Optional membership fees - \$1,500 Networking/IT - \$1,500 ITV Equipment
RESP	<ol style="list-style-type: none"> 1. Membership fees - \$1,500/school 2. On-site services - \$500/day 3. Registration fees - \$50/participant 4. Bundled services - on-site and technical assistance ranges from \$300-\$1,250/unit
RRVEC	<ol style="list-style-type: none"> 1. Membership fees - \$1,000/per 2. Registration - free or based on participation/attendance
SEEC	<ol style="list-style-type: none"> 1. Membership fees - \$1,000/school 2. Registration fees - based on cost of training

NDREA – Efficiencies being created

REA	Efficiencies
GNWEC	<ol style="list-style-type: none"> 1. Shared Office with WiMac SpEd, Sylvan Learning Center 2. Jointly offered services with WiMac SpEd unit 3. Provision of facilities and training for Williams County Head Start 4. CTE Center and ITV consortium embedded
MDEC	<ol style="list-style-type: none"> 1. Shared ED with MDEC 2. Digital nursing 3. Program management protocols for RACI 4. Investigating: <ol style="list-style-type: none"> a. Shared staff with SpEd unit b. Additional shared staff with MREC
MREC	<ol style="list-style-type: none"> 1. Shared Executive Director with MDEC 2. Online training and meeting options 3. Shared Staff model for schools including support for Counseling, SpEd, Behavior Analysis 4. Investigating: <ol style="list-style-type: none"> a. Additional Shared staff with MDEC b. Combined invoicing and student information systems c. Digital nursing for distance delivery of chronic and urgent care
NCEC	<ol style="list-style-type: none"> 1. Combined regional offerings 2. Regularly scheduled REA staff time in buildings

NDREA – Efficiencies being created

NESC	<ol style="list-style-type: none"> 1. Implementing strategic plan and communications plan 2. Joint grant application and implementation (SEEC, MREC, MDEC, NESC) 3. Combined regional offerings to lower cost of training 4. ITV and Emerging Tech embedded 5. Shared office with CTE
RESP	<ol style="list-style-type: none"> 1. 5 FTE Executive Director 2. Staff reduced time from 220 days to 190 days
RRVEC	<ol style="list-style-type: none"> 1. Services are delivered online both synchronous and asynchronous 2. Services are shared through district collaboration and purchasing 3. Technical Support is offered online to eliminate travel and save time 4. Collaborative purchase of materials 5. Shared Book and Literature Purchasing 6. Try before you buy Model - Teacher Center and REA Funds have been used to purchase educational resources for schools to explore and use prior to committing to purchase. This eliminates the wasteful purchasing of technologies that end up on a shelf or don't get used 7. Collaborative work with businesses to offer Career Exploration to students 8. Collaborative work with CTE Directors and Centers 9. Online management of registration and data collection with free cloud based services 10. Marketing is done through website, email, and social media tools that cost little to nothing
SEEC	<ol style="list-style-type: none"> 1. State-wide Medicaid billing plan, integrating technology into billing process 2. Hiring and recruiting software for 21 school districts 3. Offers business services to SpEd units 4. Collective Grant Writing with other REAs 5. Shared Services with other REAs

Strengths of NDREA Shared Service Model

- Capitalize on relationships with schools
- Immediate access based on regional need
- Collaborative in nature providing cost-sharing
- Creative, flexible problem-solving
- Structure to communicate quickly and effectively
- Create new opportunities and build capacity

REA Strengths

- For Schools and Educators
 - Providing high-quality PD, Innovative and shared opportunities regionally
- For students
 - Safe Extended Learning through STEAM, Innovative Learning
- Supporting statewide initiatives and policy objectives
 - Just in Time Math, Behavioral Health, Paraprofessional Training

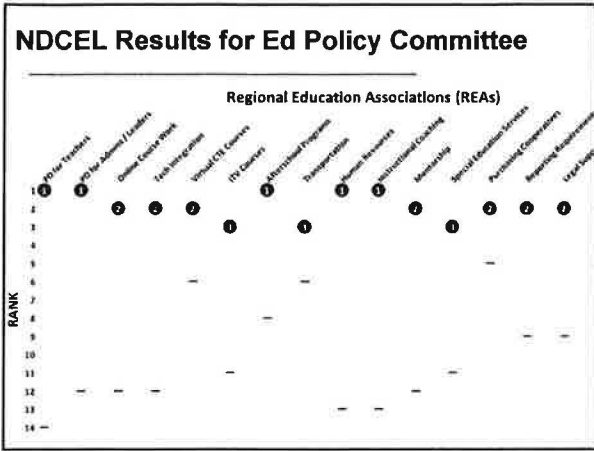
REA Efficiencies

- English Learners Consortium
- Statewide Medicaid Billing System for services
- Providing Shared Staff between schools
(Counselors, Teachers, Mental Health Services, OT/PT, etc)
- School Improvement and Data Analysis Assistance
- REAs share professional and technical staff

REA Efficiencies

- Operate Virtual CTE Centers.
 - Emerging Technology Consortia &
 - ITV Consortium Management
- Behavioral Health and
 - Suicide Prevention (DoH)
- Pre-Service Teacher Training (NDUS)
- Beginning Teacher Networks (ESPB)
- Planning for use of Student Data (SLDS)

Opportunities to strengthen regional collaboration & reduce overlap of services / improve efficiencies



Streamline Professional Development Services

Explore opportunities for coordination of professional learning that exists in agencies such as REAs, EduTech, SpEd units

Reasons:

- Superintendents serve as board on most of these agencies
- Superintendents and principals have central point for professional development
- Reduction in duplication of services
- Supports REA technology mandate

Streamline Data Services

Explore opportunities to streamline data professional development services.

Reasons:

- Reduction in duplication of services
- Enhanced by REA capacity to reach nearly every school
- Supports REA data mandate
- Builds on and compliments REA professional development

Provide Incentives to Streamline Education Service

Provide incentives for various education services entities to merge (REAs, special education units, CTE centers, etc).

Reasons:

- Allows for organizational efficiencies
- Enables alignment of districts served by multiple education service providers
- Supports streamlining of coordinated services

Questions the REAs are investigating

How can we tighten the arrangement with Edutech for tech integration and data utilization?

Which entities make the most sense to merge and with whom? REAs? SpEd units? Virtual CTE and ITV Centers? Emerging Tech?

Does it make sense to increase the geography of REAs or increase the offerings within a geographic region?

Provide High Quality Support through Shared Service Model that leads to Equity and Efficiency

Contact:

Website: www.NDREA.org

Beginning Balance - Fund Group 1 3,732,560.30

1000 REVENUE FROM LOCAL SOURCES

	1:Patrons	2:In-State	3:Out-of-State
1300 Tuition			
1310 Regular	0.00	0.00	0.00
1320 Handicapped	0.00	0.00	0.00
1330 Career & Tech Ed	0.00	0.00	0.00
1340 Summer School	0.00	0.00	0.00
1350 Adult	0.00	0.00	0.00
1360 Drivers Ed	0.00	0.00	0.00
Total Tuition			0.00
1370 Assessments Collected			55,000.00
1400 Transportation Fees			
1410 Regular	0.00	0.00	0.00
1420 Handicapped	0.00	0.00	0.00
1430 Career & Tech Ed	0.00	0.00	0.00
Total Transportation Fees			0.00
1500 Interest Earned			386.91
1700 Student Activities Revenue			0.00
1800 Community Services Activities Revenue			1,163,400.00
1900 Other Revenue From Local Sources			6,058,681.40
1999 TOTAL LOCAL REVENUE			<u>7,277,468.31</u>
3000 REVENUE FROM STATE SOURCES			
3110 Per Pupil Aid			2,114,706.95
3200 Handicapped Program Aid			0.00
3300 Career & Tech Ed			27,752.16
3430 Regional Education Joint Agreements			229,296.64
3900 Other Restricted State Revenue			618,827.43
3999 TOTAL STATE REVENUE			<u>2,990,583.18</u>

4000 REVENUE FROM FEDERAL SOURCES

4500 Restricted Received Through State Agency	
4510 Title I Program Aid	0.00
4517 Title II Professional Development Programs	202,140.00
4520 Title III English Language Acquisition	269,959.30
4531 Title IDEA-B Special Education	153,080.00
4532 Preschool Program	0.00
4545 Carl Perkins Grant	0.00
4549 Other Career & Tech Ed Programs	0.00
4550 Child Nutrition Programs	148,970.36
4559 Nutritional Education & Training Programs	88,131.50
4560 Adult Education Programs	0.00
4575 Title IV School and Community Programs	2,410,107.57
4579 Other Community Education Programs	42,233.00
4580 Career Education	0.00
4590 Other Restricted Federal Revenue	678,467.91
4595 Other Federal Aid for Special Education	381,197.94
4930 Regional Education Assoc. Joint Agreements	0.00
4999 TOTAL FEDERAL REVENUE	<u>4,374,287.58</u>

5000 REVENUE FROM OTHER SOURCES

5300 Sale/Comp. for Loss of Fixed Assets	0.00
5400 Refund of Prior Year Expenditures	500.00
5500 Services Provided for Another LEA	0.00
5700 Revenue to Offset Lease Purchase	0.00
5900 Other Revenue	0.00
5999 TOTAL OTHER REVENUE	<u>500.00</u>

RECAP

001-0000 Beginning Balance	3,732,560.30
Total Revenue	14,642,839.07
Total Beginning Balance & Revenue	18,375,399.37
Less Expenditures	
Support Services	9,516,105.27
Federal Programs	3,693,173.71
Other Programs and Services	0.00
Tuition & Assessments	0.00
Special Education	270,766.85
Career & Tech Ed	78,599.34
Less Total Expenditures	13,558,645.17
001-9999 Ending Balance	<u>4,816,754.20</u>

All REAS

Page 2	A 100	B 200 Employee Benefits	C 300-500 Purchased Services	D 600 Supplies	E 700 Equipment	F 800 Other Objects	G Total
SUPPORT SERVICES	Salaries						
1. 000-2100 Support Service Students	363,311.46	162,307.53	167,247.42	93,664.46	19,037.42	39,231.99	844,800.28
2. 000-2210 Improvement of Instruction Service	1,008,686.18	305,885.76	849,011.35	234,726.58	12,791.91	239,450.82	2,650,552.60
3. 000-2220 Instructional Media Service	14,409.26	6,102.01	0.00	0.00	0.00	100.00	20,611.27
4. 000-2290 Other Instruction Support Serv.	445,623.30	49,597.91	187,483.63	76,416.26	0.00	31,551.16	790,672.26
5. 000-2310 Executive Board Services	0.00	0.00	451.43	0.00	0.00	1,649.63	2,101.06
6. 000-2320 Executive Admin. Office	230,379.73	79,842.09	39,169.45	4,129.77	10,688.32	7,337.90	371,547.26
7. 000-2330 Special Area Admin. Service	255,641.53	73,819.65	13,863.86	1,501.45	1,337.00	6,455.00	352,618.49
8. 000-2500 Support Service Business	859,538.48	263,594.72	324,969.37	139,312.18	42,827.49	59,596.91	1,689,839.15
9. 000-2600 Operation & Maintenance of Plant	0.00	0.00	57,649.05	0.00	0.00	0.00	57,649.05
10. 000-2800 Support Service Central	294,975.98	92,269.62	192,637.71	196.44	6,825.44	1,082.97	587,988.16
11. 000-2900 Other Support Service	1,233,643.62	254,874.86	272,128.95	286,794.43	43,287.01	56,996.82	2,147,725.69
12. TOTAL SUPPORT SERVICES	4,706,209.54	1,288,294.15	2,104,612.22	836,741.57	136,794.59	443,453.20	9,516,105.27

	A 100	B 200 Employee Benefits	C 300-500 Purchased Services	D 600 Supplies	E 700 Equipment	F 800 Other Objects	G Total
FEDERAL PROGRAMS	Salaries						
13. 261-1000 Title I Programs	0.00	0.00	0.00	0.00	0.00	0.00	0.00
14. 266-1000 Nutrition Ed. & Training Prog.	62,987.83	20,892.10	53,480.51	2,937.67	37,189.80	0.00	177,487.91
15. 270-1000 Title III English Language Acquisition	138,581.07	45,998.20	47,656.81	15,697.23	0.00	15,040.55	262,973.86
16. 290-1000 Title II Professional Development Programs	0.00	0.00	58,484.57	8,531.95	0.00	14,166.23	81,182.75
17. 295-1000 Indian Education Programs	0.00	0.00	0.00	0.00	0.00	0.00	0.00
18. 296-1000 Title IV School and Community Programs	714,542.72	227,495.28	1,404,434.82	206,165.77	28,296.21	46,115.23	2,627,050.03
19. 298-1000 Other Federal Programs	117,190.57	22,298.67	311,424.29	45,398.68	26,450.00	21,716.95	544,479.16
20. TOTAL FEDERAL PROGRAMS	1,033,302.19	316,684.25	1,875,481.00	278,731.30	91,936.01	97,038.96	3,693,173.71

Page 3	A 100	B 200 Employee Benefits	C 300-500 Purchased Services	D 600 Supplies	E 700 Equipment	F 800 Other Objects	G Total
OTHER PROGRAMS & SERVICES	Salaries						
21. 000-2700 Student Transportation Service	0.00	0.00	0.00	0.00	0.00	0.00	0.00
22. 000-4100 Facility Acq. (Buildings/Land)	xxxxxxxx	xxxxxxxx	xxxxxxxx	xxxxxxxx	0.00	xxxxxxxx	0.00
23. 000-4210 Construction Services (by Staff)	0.00	0.00	0.00	0.00	0.00	0.00	0.00
24. 000-4220 Construction Services (by Contractors)	xxxxxxxx	xxxxxxxx	0.00	xxxxxxxx	xxxxxxxx	xxxxxxxx	0.00
25. 400-2700 Extracurricular Student Transportation	0.00	0.00	0.00	0.00	0.00	0.00	0.00
26. 400-3400 Extracurricular Student Activities	0.00	0.00	0.00	0.00	0.00	0.00	0.00
27. 600-3300 Adult Education Program	0.00	0.00	0.00	0.00	0.00	0.00	0.00
28. 800-3300 Community Services	0.00	0.00	0.00	0.00	0.00	0.00	0.00
29. TOTAL OTHER PROGRAMS & SERVICES	0.00	0.00	0.00	0.00	0.00	0.00	0.00

TUITION & ASSESSMENTS	561 In-State Tuition	562 Out-of-State Tuition	592 Payments to Districts	Total
30. 000-1999 Payments to Member Schools	xxxxxxxx	0.00	0.00	0.00
			xxxxxxxx	xxxxxxxx
				0.00

COST OF EDUCATION RECAP

	Salaries	Employee Benefits	Purchased Services	Supplies	Equipment	Other Objects	Total
Page 3 - Line 12 - Support Services	4,706,209.54	1,288,294.15	2,104,612.22	836,741.57	136,794.59	443,453.20	9,516,105.27
Page 3 - Line 20 - Federal Programs	1,033,302.19	316,684.25	1,875,481.00	278,731.30	91,936.01	97,038.96	3,693,173.71
Page 5 - Line 63 - Special Education	126,312.40	26,539.19	97,774.49	19,340.77	0.00	800.00	270,766.85
Page 6 - Line 85 - Career & Tech Ed	16,311.12	1,247.76	20,142.17	11,247.96	29,650.33	0.00	78,599.34
TOTAL COST OF EDUCATION	5,882,135.25	1,632,765.35	4,098,009.88	1,146,061.60	258,380.93	541,292.16	13,558,645.17

Page 5	A	B	C	D	E	F	G
	100	200	300-500	600	700	800	
SPECIAL EDUCATION		Employee	Purchased			Other	
UNDIST. / RELATED - Continued	Salaries	Benefits	Services	Supplies	Equipment	Objects	Total
55. 200-2190 Other Student Support Service	0.00	0.00	0.00	0.00	0.00	0.00	0.00
56. 200-2200 Support Service Instructional Staff	8,770.55	4,109.95	85,231.45	3,521.48	0.00	800.00	102,433.43
57. 200-2310 Governance Board	0.00	0.00	0.00	0.00	0.00	0.00	0.00
58. 200-2330 Special Area Admin. Service	113,391.52	21,702.97	12,543.04	15,819.29	0.00	0.00	163,456.82
59. 200-2500 Support Service Business	0.00	0.00	0.00	0.00	0.00	0.00	0.00
60. 200-2600 Operation & Maintenance of Plant	0.00	0.00	0.00	0.00	0.00	0.00	0.00
61. 200-2800 Support Service Central	4,150.33	726.27	0.00	0.00	0.00	0.00	4,876.60
62. 200-2900 Other Support Services	0.00	0.00	0.00	0.00	0.00	0.00	0.00
63. TOTAL COST OF EDUCATION	126,312.40	26,539.19	97,774.49	19,340.77	0.00	800.00	270,766.85
64. 200-2700 Student Transportation Service	0.00	0.00	0.00	0.00	0.00	0.00	0.00
65. 200-2950 Boarding Care Services	0.00	0.00	0.00	0.00	0.00	0.00	0.00
66. TOTAL SPECIAL EDUCATION	126,312.40	26,539.19	97,774.49	19,340.77	0.00	800.00	270,766.85

Please indicate the portion of total Special Education expenditures that were paid from federal funds

67. 259-9999 FEDERAL FUNDS

	IDEA-B Basic and Discretionary	Preschool	Other Federal
	#N/A	#N/A	#N/A
	#N/A	#N/A	#N/A

Page 6	A	B	C	D	E	F	G
	100	200	300-500	600	700	800	
CAREER & TECH ED	Salaries	Employee Benefits	Purchased Services	Supplies	Equipment	Other Objects	Total
68. 310-1000 Agriculture	0.00	0.00	0.00	0.00	0.00	0.00	0.00
69. 320-1000 Distributive Education/Marketing	0.00	0.00	0.00	0.00	0.00	0.00	0.00
70. 330-1000 Health Careers	0.00	0.00	0.00	0.00	0.00	0.00	0.00
71. 340-1000 Family & Consumer Science	0.00	0.00	0.00	0.00	0.00	0.00	0.00
72. 350-1000 Technology & Engineering Education	16,311.12	1,247.76	20,142.17	11,247.96	29,650.33	0.00	78,599.34
73. 360-1000 Office Technology	0.00	0.00	0.00	0.00	0.00	0.00	0.00
74. 380-1000 Trades/Industrial Occupations	0.00	0.00	0.00	0.00	0.00	0.00	0.00
75. 392-1000 Diversified Coop Programs	0.00	0.00	0.00	0.00	0.00	0.00	0.00
76. 394-1000 Special Needs Programs	0.00	0.00	0.00	0.00	0.00	0.00	0.00
77. 398-1000 WIA (Classroom)	0.00	0.00	0.00	0.00	0.00	0.00	0.00
78. 399-1000 Special Projects	0.00	0.00	0.00	0.00	0.00	0.00	0.00
79. 300-2100 Support Service	0.00	0.00	0.00	0.00	0.00	0.00	0.00
80. 300-2210 Improvement of Instruction Service	0.00	0.00	0.00	0.00	0.00	0.00	0.00
81. 300-2330 Special Area Administrative Service	0.00	0.00	0.00	0.00	0.00	0.00	0.00
82. 300-2500 Support Service Business	0.00	0.00	0.00	0.00	0.00	0.00	0.00
83. 300-2600 Operation & Maintenance of Plant	0.00	0.00	0.00	0.00	0.00	0.00	0.00
84. 300-2900 Other Support Service	0.00	0.00	0.00	0.00	0.00	0.00	0.00
85. TOTAL COST OF EDUCATION	16,311.12	1,247.76	20,142.17	11,247.96	29,650.33	0.00	78,599.34
86. 300-2700 Student Transportation Service	0.00	0.00	0.00	0.00	0.00	0.00	0.00
87. 300-3300 Adult Education	0.00	0.00	0.00	0.00	0.00	0.00	0.00
88. TOTAL CAREER & TECH ED	16,311.12	1,247.76	20,142.17	11,247.96	29,650.33	0.00	78,599.34

Statewide Financial Report

School Year: 2016-2017
County: 99 District: 300

--AFFIDAVIT OF BUSINESS MANAGER--

I do solemnly swear that to the best of my knowledge and belief the information within is a true and correct report of all revenue and expenditures of the association.

Business Manager

--REGIONAL EDUCATION ASSOCIATION BOARD APPROVAL--

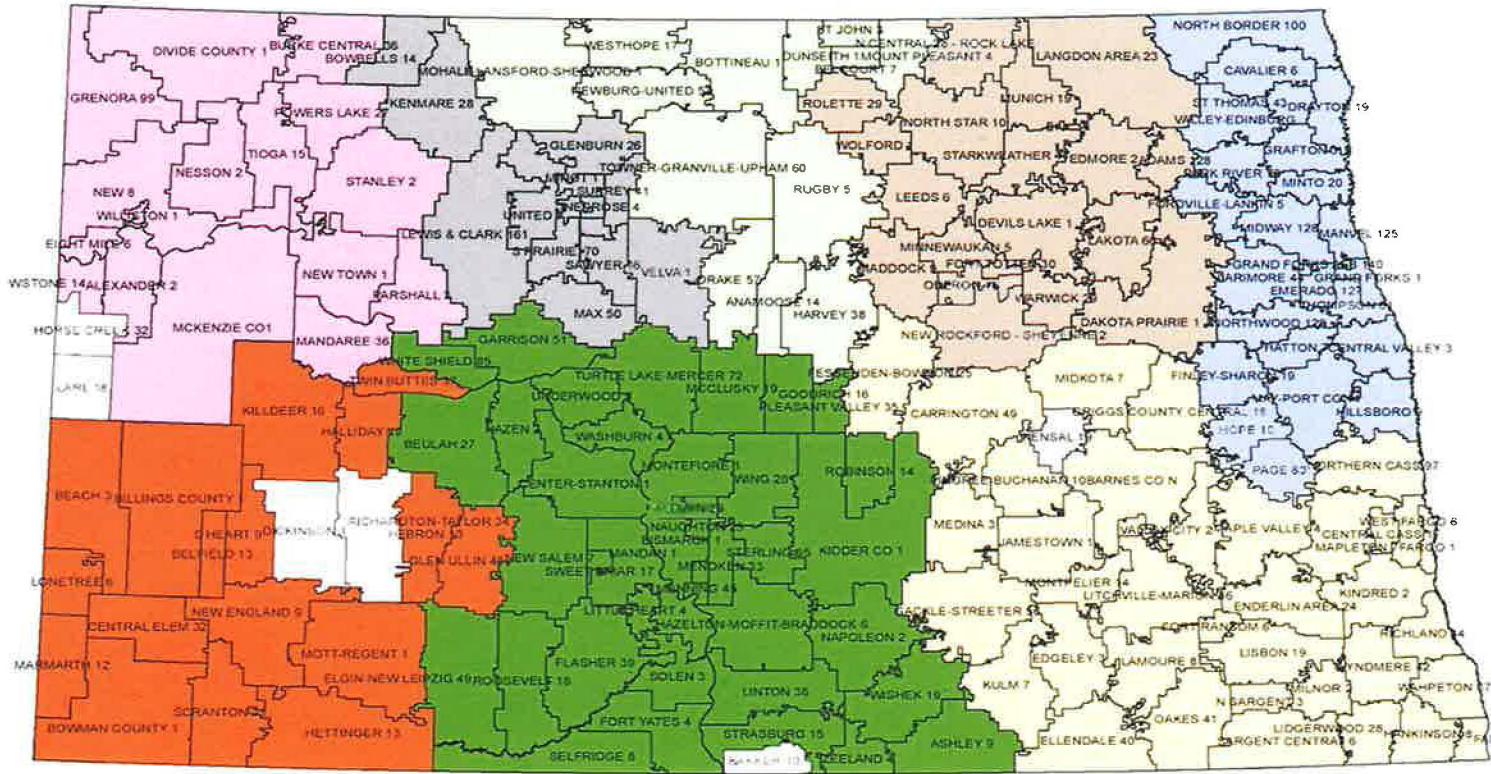
This report has been examined by the regional education association board and compared with revenue and expenditure statements of the association.









This _____ day of _____, 2017

By order of the regional education association board:

Attest: _____
Regional Education Association Board President

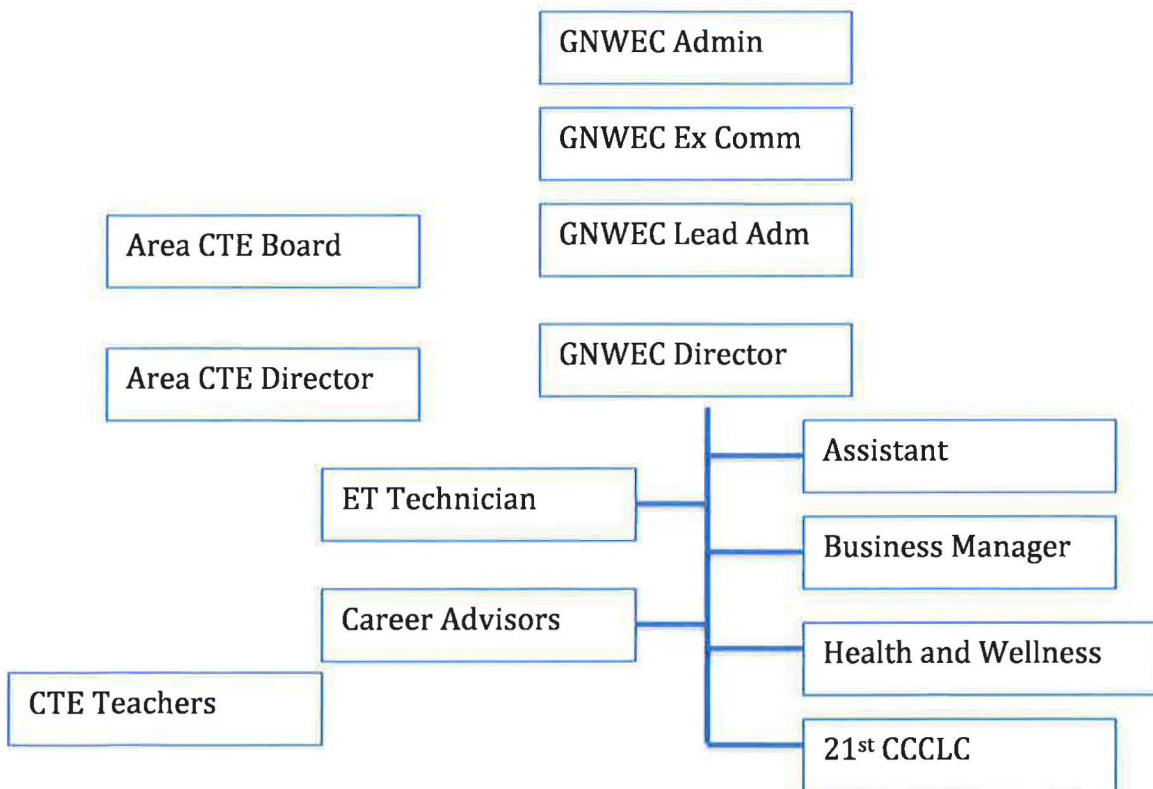
Regional Education Associations



- | | |
|--|---|
|  Northeast Ed Services Cooperative (NESC) |  South East Ed Cooperative (SEEC) |
|  Roughrider Ed Services Program (RESP) |  Red River Valley Ed Cooperative (RRVEC) |
|  Mid-Dakota Ed Cooperative (MDEC) |  North Central Ed Cooperative (NCEC) |
|  Missouri River Ed Cooperative (MREC) |  Great Northwest Ed Cooperative (GNWEC) |

	Position	Funding Sources	Office Location
David Richter	Director GNWEC	ND Grant-21 st CCLC- GNWEC -TLC-	GNWEC: Williston
Kim Murphy	Director Area CTE Center	CTE Grant -GNWEC	GNWEC: Williston
Melissa Meyer	Career Advisor	S2020-GNWEC	GNWEC: Williston
Keith Rath	Coordinator Health and Wellness: CTE Instructor	CTE Grant, DPI grants, GNWEC	GNWEC: Williston
David Richter: Temp	21 st CCLC Williston sites Director: 35%	21 st CCLC	GNWEC: Williston
Melissa Meyer: Temp	21 st CCLC Financials: 35%	21 st CCLC	GNWEC: Williston
Connie Blatherwick	GNWEC Business Manager: 50%	S2020-CTE Grant- GNWEC	GNWEC
Janice Arnson	ET Technician	ET School Fund	GNWEC
Kim Murphy	Data Specialist	GNWEC-PEP	GNWEC

Organizational Chart



Beginning Balance - Fund Group 1 12,679.58

1000 REVENUE FROM LOCAL SOURCES

	1:Patrons	2:In-State	3:Out-of-State
1300 Tuition			
1310 Regular	0.00	0.00	0.00
1320 Handicapped	0.00	0.00	0.00
1330 Career & Tech Ed	0.00	0.00	0.00
1340 Summer School	0.00	0.00	0.00
1350 Adult	0.00	0.00	0.00
1360 Drivers Ed	0.00	0.00	0.00
Total Tuition			0.00
1370 Assessments Collected			55,000.00
1400 Transportation Fees			
1410 Regular	0.00	0.00	0.00
1420 Handicapped	0.00	0.00	0.00
1430 Career & Tech Ed	0.00	0.00	0.00
Total Transportation Fees			0.00
1500 Interest Earned			277.32
1700 Student Activities Revenue			0.00
1800 Community Services Activities Revenue			0.00
1900 Other Revenue From Local Sources			614,005.70
1999 TOTAL LOCAL REVENUE			<u>669,283.02</u>

3000 REVENUE FROM STATE SOURCES

3110 Per Pupil Aid		162,670.15
3200 Handicapped Program Aid		0.00
3300 Career & Tech Ed		27,752.16
3430 Regional Education Joint Agreements		0.00
3900 Other Restricted State Revenue		280,632.90
3999 TOTAL STATE REVENUE		<u>471,055.21</u>

4000 REVENUE FROM FEDERAL SOURCES

4500 Restricted Received Through State Agency	
4510 Title I Program Aid	0.00
4517 Title II Professional Development Programs	0.00
4520 Title III English Language Acquisition	6,017.62
4531 Title IDEA-B Special Education	0.00
4532 Preschool Program	0.00
4545 Carl Perkins Grant	0.00
4549 Other Career & Tech Ed Programs	0.00
4550 Child Nutrition Programs	0.00
4559 Nutritional Education & Training Programs	0.00
4560 Adult Education Programs	0.00
4575 Title IV School and Community Programs	0.00
4579 Other Community Education Programs	0.00
4580 Career Education	0.00
4590 Other Restricted Federal Revenue	515,422.69
4595 Other Federal Aid for Special Education	0.00
4930 Regional Education Assoc. Joint Agreements	0.00
4999 TOTAL FEDERAL REVENUE	<u>521,440.31</u>

5000 REVENUE FROM OTHER SOURCES

5300 Sale/Comp. for Loss of Fixed Assets	0.00
5400 Refund of Prior Year Expenditures	0.00
5500 Services Provided for Another LEA	0.00
5700 Revenue to Offset Lease Purchase	0.00
5900 Other Revenue	0.00
5999 TOTAL OTHER REVENUE	<u>0.00</u>

RECAP

001-0000 Beginning Balance	12,679.58
Total Revenue	1,661,778.54
Total Beginning Balance & Revenue	1,674,458.12
Less Expenditures	
Support Services	1,382,373.03
Federal Programs	23,151.54
Other Programs and Services	0.00
Tuition & Assessments	0.00
Special Education	117,686.70
Career & Tech Ed	78,599.34
Less Total Expenditures	1,601,810.61
001-9999 Ending Balance	72,647.51

Page 2	A	B	C	D	E	F	G
	100	200	300-500	600	700	800	
		Employee	Purchased			Other	
SUPPORT SERVICES	Salaries	Benefits	Services	Supplies	Equipment	Objects	Total
1. 000-2100 Support Service Students	84,822.70	31,669.70	11,626.85	10,131.79	19,037.42	299.00	157,587.46
2. 000-2210 Improvement of Instruction Service	138,506.70	29,951.58	17,455.89	994.64	0.00	0.00	186,908.81
3. 000-2220 Instructional Media Service	0.00	0.00	0.00	0.00	0.00	0.00	0.00
4. 000-2290 Other Instruction Support Serv.	445,623.30	49,597.91	187,483.63	76,416.26	0.00	31,551.16	790,672.26
5. 000-2310 Executive Board Services	0.00	0.00	451.43	0.00	0.00	1,649.63	2,101.06
6. 000-2320 Executive Admin. Office	80,828.01	24,411.13	39,169.45	4,129.77	10,688.32	7,337.90	166,564.58
7. 000-2330 Special Area Admin. Service	0.00	0.00	0.00	0.00	0.00	0.00	0.00
8. 000-2500 Support Service Business	51,191.60	9,048.28	0.00	127.09	0.00	0.00	60,366.97
9. 000-2600 Operation & Maintenance of Plant	0.00	0.00	0.00	0.00	0.00	0.00	0.00
10. 000-2800 Support Service Central	0.00	0.00	0.00	0.00	0.00	285.00	285.00
11. 000-2900 Other Support Service	16,615.80	1,271.09	0.00	0.00	0.00	0.00	17,886.89
12. TOTAL SUPPORT SERVICES	817,588.11	145,949.69	256,187.25	91,799.55	29,725.74	41,122.69	1,382,373.03

	A	B	C	D	E	F	G
	100	200	300-500	600	700	800	
		Employee	Purchased			Other	
FEDERAL PROGRAMS	Salaries	Benefits	Services	Supplies	Equipment	Objects	Total
13. 261-1000 Title I Programs	0.00	0.00	0.00	0.00	0.00	0.00	0.00
14. 266-1000 Nutrition Ed. & Training Prog.	0.00	0.00	0.00	0.00	0.00	0.00	0.00
15. 270-1000 Title III English Language Acquisition	0.00	0.00	2,236.89	850.00	0.00	0.00	3,086.89
16. 290-1000 Title II Professional Development Programs	0.00	0.00	20,064.65	0.00	0.00	0.00	20,064.65
17. 295-1000 Indian Education Programs	0.00	0.00	0.00	0.00	0.00	0.00	0.00
18. 296-1000 Title IV School and Community Programs	0.00	0.00	0.00	0.00	0.00	0.00	0.00
19. 298-1000 Other Federal Programs	0.00	0.00	0.00	0.00	0.00	0.00	0.00
20. TOTAL FEDERAL PROGRAMS	0.00	0.00	22,301.54	850.00	0.00	0.00	23,151.54

Page 3	A	B	C	D	E	F	G
	100	200	300-500	600	700	800	
		Employee	Purchased			Other	
OTHER PROGRAMS & SERVICES	Salaries	Benefits	Services	Supplies	Equipment	Objects	Total
21. 000-2700 Student Transportation Service	0.00	0.00	0.00	0.00	0.00	0.00	0.00
22. 000-4100 Facility Acq. (Buildings/Land)	xxxxxxxx	xxxxxxxx	xxxxxxxx	xxxxxxxx	0.00	xxxxxxxx	0.00
23. 000-4210 Construction Services (by Staff)	0.00	0.00	0.00	0.00	0.00	0.00	0.00
24. 000-4220 Construction Services (by Contractors)	xxxxxxxx	xxxxxxxx	0.00	xxxxxxxx	xxxxxxxx	xxxxxxxx	0.00
25. 400-2700 Extracurricular Student Transportation	0.00	0.00	0.00	0.00	0.00	0.00	0.00
26. 400-3400 Extracurricular Student Activities	0.00	0.00	0.00	0.00	0.00	0.00	0.00
27. 600-3300 Adult Education Program	0.00	0.00	0.00	0.00	0.00	0.00	0.00
28. 800-3300 Community Services	0.00	0.00	0.00	0.00	0.00	0.00	0.00
29. TOTAL OTHER PROGRAMS & SERVICES	0.00	0.00	0.00	0.00	0.00	0.00	0.00

TUITION & ASSESSMENTS	561 In-State Tuition	562 Out-of-State Tuition	592 Payments to Districts	Total
30. 000-1999 Payments to Member Schools	xxxxxxxx	0.00	0.00	0.00
	xxxxxxxx	xxxxxxxx	xxxxxxxx	0.00

COST OF EDUCATION RECAP

	Salaries	Employee Benefits	Purchased Services	Supplies	Equipment	Other Objects	Total
Page 3 - Line 12 - Support Services	817,588.11	145,949.69	256,187.25	91,799.55	29,725.74	41,122.69	1,382,373.03
Page 3 - Line 20 - Federal Programs	0.00	0.00	22,301.54	850.00	0.00	0.00	23,151.54
Page 5 - Line 63 - Special Education	74,055.78	15,268.59	12,543.04	15,819.29	0.00	0.00	117,686.70
Page 6 - Line 85 - Career & Tech Ed	16,311.12	1,247.76	20,142.17	11,247.96	29,650.33	0.00	78,599.34
TOTAL COST OF EDUCATION	907,955.01	162,466.04	311,174.00	119,716.80	59,376.07	41,122.69	1,601,810.61

Page 5	A	B	C	D	E	F	G
	100	200	300-500	600	700	800	
SPECIAL EDUCATION UNDIST. / RELATED - Continued	Salaries	Employee Benefits	Purchased Services	Supplies	Equipment	Other Objects	Total
55. 200-2190 Other Student Support Service	0.00	0.00	0.00	0.00	0.00	0.00	0.00
56. 200-2200 Support Service Instructional Staff	0.00	0.00	0.00	0.00	0.00	0.00	0.00
57. 200-2310 Governance Board	0.00	0.00	0.00	0.00	0.00	0.00	0.00
58. 200-2330 Special Area Admin. Service	74,055.78	15,268.59	12,543.04	15,819.29	0.00	0.00	117,686.70
59. 200-2500 Support Service Business	0.00	0.00	0.00	0.00	0.00	0.00	0.00
60. 200-2600 Operation & Maintenance of Plant	0.00	0.00	0.00	0.00	0.00	0.00	0.00
61. 200-2800 Support Service Central	0.00	0.00	0.00	0.00	0.00	0.00	0.00
62. 200-2900 Other Support Services	0.00	0.00	0.00	0.00	0.00	0.00	0.00
63. TOTAL COST OF EDUCATION	74,055.78	15,268.59	12,543.04	15,819.29	0.00	0.00	117,686.70
64. 200-2700 Student Transportation Service	0.00	0.00	0.00	0.00	0.00	0.00	0.00
65. 200-2950 Boarding Care Services	0.00	0.00	0.00	0.00	0.00	0.00	0.00
66. TOTAL SPECIAL EDUCATION	74,055.78	15,268.59	12,543.04	15,819.29	0.00	0.00	117,686.70

Please indicate the portion of total Special Education expenditures that were paid from federal funds

67. 259-9999 FEDERAL FUNDS

	IDEA-B Basic and Discretionary	Preschool	Other Federal
	#N/A	#N/A	#N/A
	#N/A	#N/A	#N/A

Page 6	A	B	C	D	E	F	G
	100	200	300-500	600	700	800	
	Salaries	Employee Benefits	Purchased Services	Supplies	Equipment	Other Objects	Total
68. 310-1000 Agriculture	0.00	0.00	0.00	0.00	0.00	0.00	0.00
69. 320-1000 Distributive Education/Marketing	0.00	0.00	0.00	0.00	0.00	0.00	0.00
70. 330-1000 Health Careers	0.00	0.00	0.00	0.00	0.00	0.00	0.00
71. 340-1000 Family & Consumer Science	0.00	0.00	0.00	0.00	0.00	0.00	0.00
72. 350-1000 Technology & Engineering Education	16,311.12	1,247.76	20,142.17	11,247.96	29,650.33	0.00	78,599.34
73. 360-1000 Office Technology	0.00	0.00	0.00	0.00	0.00	0.00	0.00
74. 380-1000 Trades/Industrial Occupations	0.00	0.00	0.00	0.00	0.00	0.00	0.00
75. 392-1000 Diversified Coop Programs	0.00	0.00	0.00	0.00	0.00	0.00	0.00
76. 394-1000 Special Needs Programs	0.00	0.00	0.00	0.00	0.00	0.00	0.00
77. 398-1000 WIA (Classroom)	0.00	0.00	0.00	0.00	0.00	0.00	0.00
78. 399-1000 Special Projects	0.00	0.00	0.00	0.00	0.00	0.00	0.00
79. 300-2100 Support Service	0.00	0.00	0.00	0.00	0.00	0.00	0.00
80. 300-2210 Improvement of Instruction Service	0.00	0.00	0.00	0.00	0.00	0.00	0.00
81. 300-2330 Special Area Administrative Service	0.00	0.00	0.00	0.00	0.00	0.00	0.00
82. 300-2500 Support Service Business	0.00	0.00	0.00	0.00	0.00	0.00	0.00
83. 300-2600 Operation & Maintenance of Plant	0.00	0.00	0.00	0.00	0.00	0.00	0.00
84. 300-2900 Other Support Service	0.00	0.00	0.00	0.00	0.00	0.00	0.00
85. TOTAL COST OF EDUCATION	16,311.12	1,247.76	20,142.17	11,247.96	29,650.33	0.00	78,599.34
86. 300-2700 Student Transportation Service	0.00	0.00	0.00	0.00	0.00	0.00	0.00
87. 300-3300 Adult Education	0.00	0.00	0.00	0.00	0.00	0.00	0.00
88. TOTAL CAREER & TECH ED	16,311.12	1,247.76	20,142.17	11,247.96	29,650.33	0.00	78,599.34

Great North West Ed Cooperative Financial Report

School Year: 2016-2017

County: 53 District: 350

--AFFIDAVIT OF BUSINESS MANAGER--

I do solemnly swear that to the best of my knowledge and belief the information within is a true and correct report of all revenue and expenditures of the association.

Business Manager

--REGIONAL EDUCATION ASSOCIATION BOARD APPROVAL--

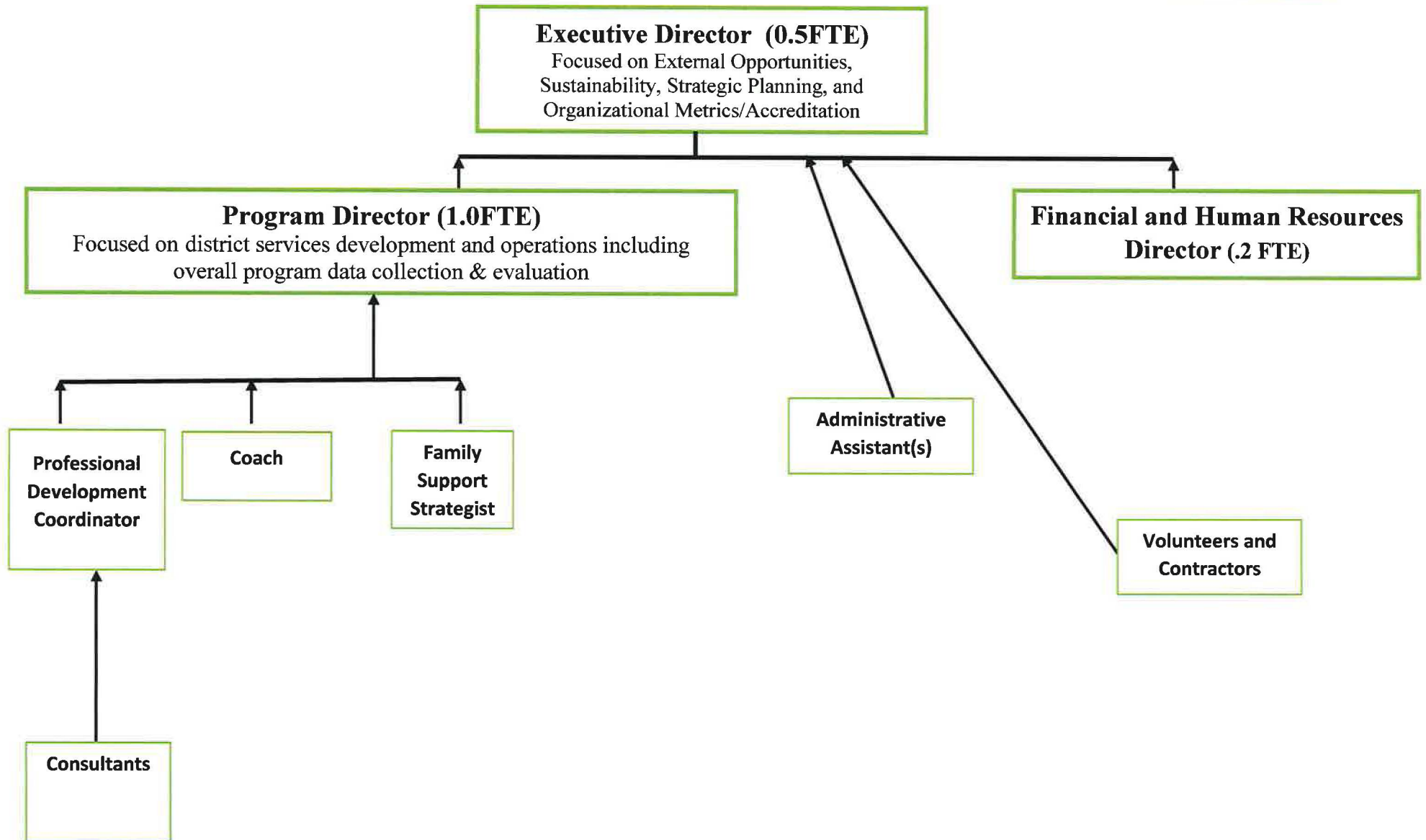
This report has been examined by the regional education association board and compared with revenue and expenditure statements of the association.

This _____ day of _____, 2017

By order of the regional education association board:

Attest: _____
Regional Education Association Board President

MDEC – Organizational Chart



2

Beginning Balance - Fund Group 1 226,214.86

1000 REVENUE FROM LOCAL SOURCES

	1:Patrons	2:In-State	3:Out-of-State
1300 Tuition			
1310 Regular	0.00	0.00	0.00
1320 Handicapped	0.00	0.00	0.00
1330 Career & Tech Ed	0.00	0.00	0.00
1340 Summer School	0.00	0.00	0.00
1350 Adult	0.00	0.00	0.00
1360 Drivers Ed	0.00	0.00	0.00
Total Tuition			0.00
1370 Assessments Collected			0.00
1400 Transportation Fees			
1410 Regular	0.00	0.00	0.00
1420 Handicapped	0.00	0.00	0.00
1430 Career & Tech Ed	0.00	0.00	0.00
Total Transportation Fees			0.00
1500 Interest Earned			0.00
1700 Student Activities Revenue			0.00
1800 Community Services Activities Revenue			0.00
1900 Other Revenue From Local Sources			778,035.03
1999 TOTAL LOCAL REVENUE			<u>778,035.03</u>

3000 REVENUE FROM STATE SOURCES

3110 Per Pupil Aid		266,552.70
3200 Handicapped Program Aid		0.00
3300 Career & Tech Ed		0.00
3430 Regional Education Joint Agreements		0.00
3900 Other Restricted State Revenue		84,725.52
3999 TOTAL STATE REVENUE		<u>351,278.22</u>

4000 REVENUE FROM FEDERAL SOURCES

4500 Restricted Received Through State Agency	
4510 Title I Program Aid	0.00
4517 Title II Professional Development Programs	7,658.69
4520 Title III English Language Acquisition	0.00
4531 Title IDEA-B Special Education	0.00
4532 Preschool Program	0.00
4545 Carl Perkins Grant	0.00
4549 Other Career & Tech Ed Programs	0.00
4550 Child Nutrition Programs	0.00
4559 Nutritional Education & Training Programs	80,478.70
4560 Adult Education Programs	0.00
4575 Title IV School and Community Programs	0.00
4579 Other Community Education Programs	0.00
4580 Career Education	0.00
4590 Other Restricted Federal Revenue	87,681.24
4595 Other Federal Aid for Special Education	0.00
4930 Regional Education Assoc. Joint Agreements	0.00
4999 TOTAL FEDERAL REVENUE	<u>175,818.63</u>

5000 REVENUE FROM OTHER SOURCES

5300 Sale/Comp. for Loss of Fixed Assets	0.00
5400 Refund of Prior Year Expenditures	0.00
5500 Services Provided for Another LEA	0.00
5700 Revenue to Offset Lease Purchase	0.00
5900 Other Revenue	0.00
5999 TOTAL OTHER REVENUE	<u>0.00</u>

RECAP

001-0000 Beginning Balance	226,214.86
Total Revenue	1,305,131.88
Total Beginning Balance & Revenue	1,531,346.74
Less Expenditures	
Support Services	945,372.69
Federal Programs	169,721.01
Other Programs and Services	0.00
Tuition & Assessments	0.00
Special Education	0.00
Career & Tech Ed	0.00
Less Total Expenditures	<u>1,115,093.70</u>
001-9999 Ending Balance	<u>416,253.04</u>

Page 2	A 100	B 200	C 300-500	D 600	E 700	F 800	G
	Salaries	Employee Benefits	Purchased Services	Supplies	Equipment	Other Objects	Total
SUPPORT SERVICES							
1. 000-2100 Support Service Students	0.00	0.00	0.00	0.00	0.00	0.00	0.00
2. 000-2210 Improvement of Instruction Service	0.00	0.00	0.00	0.00	0.00	0.00	0.00
3. 000-2220 Instructional Media Service	0.00	0.00	0.00	0.00	0.00	0.00	0.00
4. 000-2290 Other Instruction Support Serv.	0.00	0.00	0.00	0.00	0.00	0.00	0.00
5. 000-2310 Executive Board Services	0.00	0.00	0.00	0.00	0.00	0.00	0.00
6. 000-2320 Executive Admin. Office	0.00	0.00	0.00	0.00	0.00	0.00	0.00
7. 000-2330 Special Area Admin. Service	0.00	0.00	0.00	0.00	0.00	0.00	0.00
8. 000-2500 Support Service Business	0.00	0.00	0.00	0.00	0.00	0.00	0.00
9. 000-2600 Operation & Maintenance of Plant	0.00	0.00	0.00	0.00	0.00	0.00	0.00
10. 000-2800 Support Service Central	0.00	0.00	0.00	0.00	0.00	0.00	0.00
11. 000-2900 Other Support Service	435,650.63	134,175.69	226,013.31	76,152.76	42,979.01	30,401.29	945,372.69
12. TOTAL SUPPORT SERVICES	435,650.63	134,175.69	226,013.31	76,152.76	42,979.01	30,401.29	945,372.69

	A 100	B 200	C 300-500	D 600	E 700	F 800	G
FEDERAL PROGRAMS	Salaries	Employee Benefits	Purchased Services	Supplies	Equipment	Other Objects	Total
13. 261-1000 Title I Programs	0.00	0.00	0.00	0.00	0.00	0.00	0.00
14. 266-1000 Nutrition Ed. & Training Prog.	11,155.51	2,215.03	9,731.28	1,641.03	0.00	0.00	24,742.85
15. 270-1000 Title III English Language Acquisition	0.00	0.00	0.00	0.00	0.00	0.00	0.00
16. 290-1000 Title II Professional Development Programs	0.00	0.00	2,286.54	0.00	0.00	0.00	2,286.54
17. 295-1000 Indian Education Programs	0.00	0.00	0.00	0.00	0.00	0.00	0.00
18. 296-1000 Title IV School and Community Programs	0.00	0.00	0.00	0.00	0.00	0.00	0.00
19. 298-1000 Other Federal Programs	57,369.17	16,691.80	62,024.85	6,605.80	0.00	0.00	142,691.62
20. TOTAL FEDERAL PROGRAMS	68,524.68	18,906.83	74,042.67	8,246.83	0.00	0.00	169,721.01

Page 3	A 100	B 200 Employee Benefits	C 300-500 Purchased Services	D 600 Supplies	E 700 Equipment	F 800 Other Objects	G Total
OTHER PROGRAMS & SERVICES	Salaries						
21. 000-2700 Student Transportation Service	0.00	0.00	0.00	0.00	0.00	0.00	0.00
22. 000-4100 Facility Acq. (Buildings/Land)	xxxxxxxx	xxxxxxxx	xxxxxxxx	xxxxxxxx	0.00	xxxxxxxx	0.00
23. 000-4210 Construction Services (by Staff)	0.00	0.00	0.00	0.00	0.00	0.00	0.00
24. 000-4220 Construction Services (by Contractors)	xxxxxxxx	xxxxxxxx	0.00	xxxxxxxx	xxxxxxxx	xxxxxxxx	0.00
25. 400-2700 Extracurricular Student Transportation	0.00	0.00	0.00	0.00	0.00	0.00	0.00
26. 400-3400 Extracurricular Student Activities	0.00	0.00	0.00	0.00	0.00	0.00	0.00
27. 600-3300 Adult Education Program	0.00	0.00	0.00	0.00	0.00	0.00	0.00
28. 800-3300 Community Services	0.00	0.00	0.00	0.00	0.00	0.00	0.00
29. TOTAL OTHER PROGRAMS & SERVICES	0.00	0.00	0.00	0.00	0.00	0.00	0.00

TUITION & ASSESSMENTS	561 In-State Tuition	562 Out-of-State Tuition	592 Payments to Districts	Total
30. 000-1999 Payments to Member Schools	xxxxxxxx	0.00	0.00	xxxxxxxx
				xxxxxxxx
				0.00

COST OF EDUCATION RECAP

	Salaries	Employee Benefits	Purchased Services	Supplies	Equipment	Other Objects	Total
Page 3 - Line 12 - Support Services	435,650.63	134,175.69	226,013.31	76,152.76	42,979.01	30,401.29	945,372.69
Page 3 - Line 20 - Federal Programs	68,524.68	18,906.83	74,042.67	8,246.83	0.00	0.00	169,721.01
Page 5 - Line 63 - Special Education	0.00	0.00	0.00	0.00	0.00	0.00	0.00
Page 6 - Line 85 - Career & Tech Ed	0.00	0.00	0.00	0.00	0.00	0.00	0.00
TOTAL COST OF EDUCATION	504,175.31	153,082.52	300,055.98	84,399.59	42,979.01	30,401.29	1,115,093.70

Page 5	A	B	C	D	E	F	G
	100	200	300-500	600	700	800	
SPECIAL EDUCATION		Employee	Purchased			Other	
UNDIST. / RELATED - Continued	Salaries	Benefits	Services	Supplies	Equipment	Objects	Total
55. 200-2190 Other Student Support Service	0.00	0.00	0.00	0.00	0.00	0.00	0.00
56. 200-2200 Support Service Instructional Staff	0.00	0.00	0.00	0.00	0.00	0.00	0.00
57. 200-2310 Governance Board	0.00	0.00	0.00	0.00	0.00	0.00	0.00
58. 200-2330 Special Area Admin. Service	0.00	0.00	0.00	0.00	0.00	0.00	0.00
59. 200-2500 Support Service Business	0.00	0.00	0.00	0.00	0.00	0.00	0.00
60. 200-2600 Operation & Maintenance of Plant	0.00	0.00	0.00	0.00	0.00	0.00	0.00
61. 200-2800 Support Service Central	0.00	0.00	0.00	0.00	0.00	0.00	0.00
62. 200-2900 Other Support Services	0.00	0.00	0.00	0.00	0.00	0.00	0.00
63. TOTAL COST OF EDUCATION	0.00	0.00	0.00	0.00	0.00	0.00	0.00
64. 200-2700 Student Transportation Service	0.00	0.00	0.00	0.00	0.00	0.00	0.00
65. 200-2950 Boarding Care Services	0.00	0.00	0.00	0.00	0.00	0.00	0.00
66. TOTAL SPECIAL EDUCATION	0.00	0.00	0.00	0.00	0.00	0.00	0.00

Please indicate the portion of total Special Education expenditures that were paid from federal funds

67. 259-9999 FEDERAL FUNDS

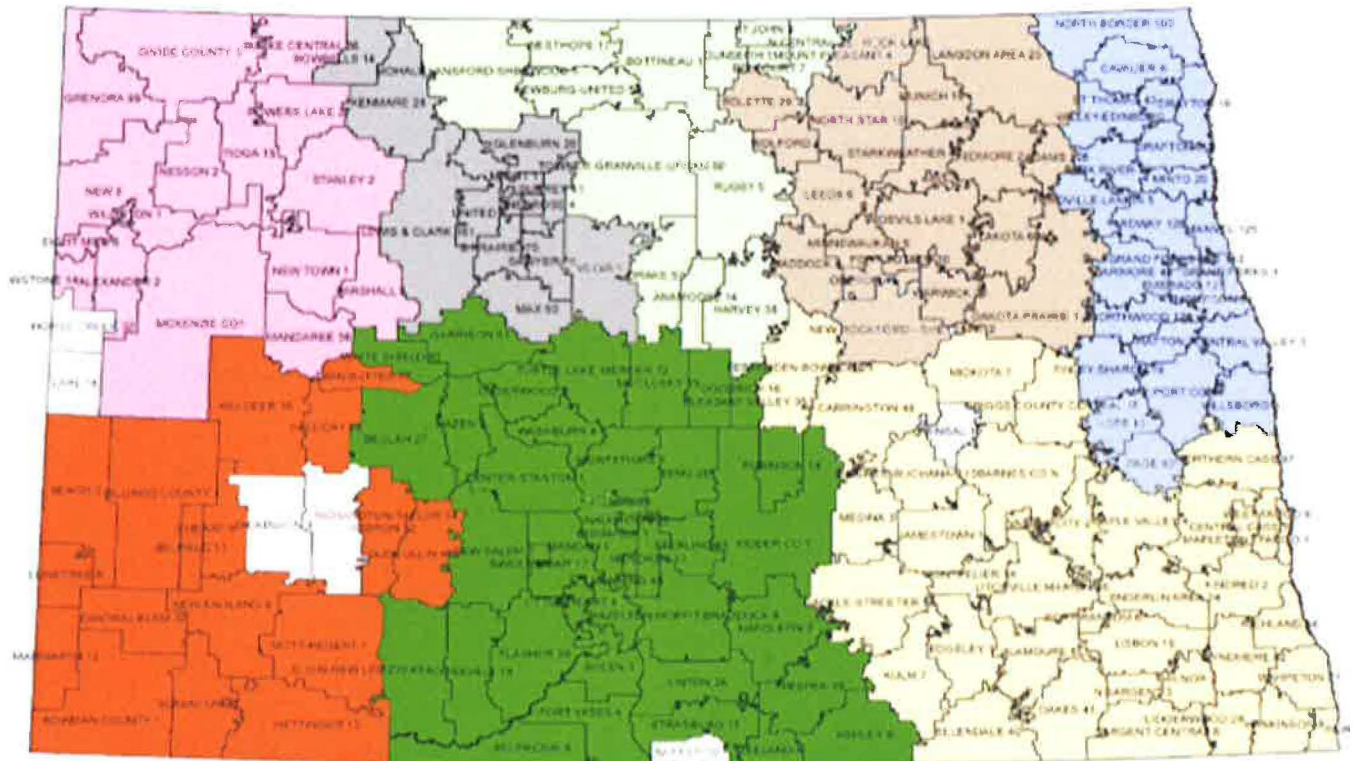
	IDEA-B Basic and Discretionary	Preschool	Other Federal
	#N/A	#N/A	#N/A
	#N/A	#N/A	#N/A









Bachmeier, Levi

From: Erdman, Aimee <Aimee.Erdman@k12.nd.us>
Sent: Wednesday, January 17, 2018 2:12 PM
To: Bachmeier, Levi
Subject: Mapping K12 survey response

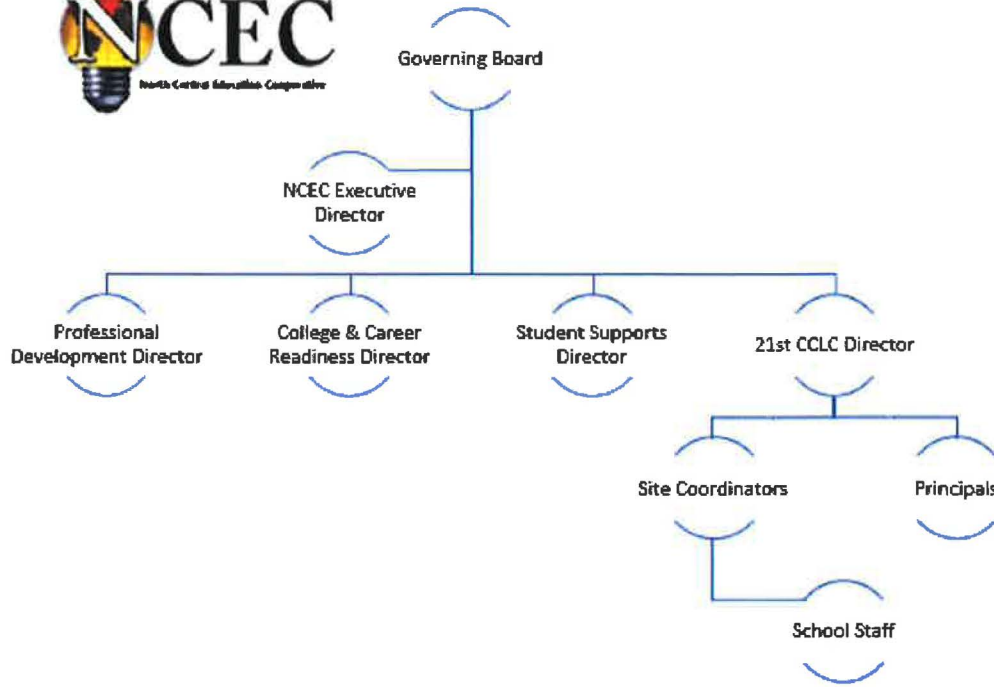
CAUTION: This email originated from an outside source. Do not click links or open attachments unless you know they are safe.

Below is the REA service area map. We are the mint green area.



- | | |
|---|--|
|  GNWEC
Great North West Education Cooperative |  NESC
North East Education Services Cooperative |
|  MDEC
Mid-Dakota Education Cooperative |  RRVEC
Red River Valley Education Cooperative |
|  MREC
Missouri River Education Cooperative |  RESP
Roughrider Education Services Program |
|  NCEC
North Central Education Cooperative |  SEEC
South East Education Cooperative |

This is our org chart:



Aimee Erdman

Communication Director
North Central Education Cooperative
514 Thompson St.
Bottineau, ND 58318
p: 701.228.2090

Mid-Dakota Ed Council Financial Report

School Year: 2016-2017
County: 51 District: 372

--AFFIDAVIT OF BUSINESS MANAGER--

I do solemnly swear that to the best of my knowledge and belief the information within is a true and correct report of all revenue and expenditures of the association.

Business Manager

--REGIONAL EDUCATION ASSOCIATION BOARD APPROVAL--

This report has been examined by the regional education association board and compared with revenue and expenditure statements of the association.

This _____ day of _____, 2017

By order of the regional education association board:

Attest: _____
Regional Education Association Board President

Beginning Balance - Fund Group 1 334,652.68

1000 REVENUE FROM LOCAL SOURCES

	1:Patrons	2:In-State	3:Out-of-State
1300 Tuition			
1310 Regular	0.00	0.00	0.00
1320 Handicapped	0.00	0.00	0.00
1330 Career & Tech Ed	0.00	0.00	0.00
1340 Summer School	0.00	0.00	0.00
1350 Adult	0.00	0.00	0.00
1360 Drivers Ed	0.00	0.00	0.00
Total Tuition			0.00
1370 Assessments Collected			0.00
1400 Transportation Fees			
1410 Regular	0.00	0.00	0.00
1420 Handicapped	0.00	0.00	0.00
1430 Career & Tech Ed	0.00	0.00	0.00
Total Transportation Fees			0.00
1500 Interest Earned			86.11
1700 Student Activities Revenue			0.00
1800 Community Services Activities Revenue			0.00
1900 Other Revenue From Local Sources			259,492.94
1999 TOTAL LOCAL REVENUE			<u>259,579.05</u>

3000 REVENUE FROM STATE SOURCES

3110 Per Pupil Aid	0.00
3200 Handicapped Program Aid	0.00
3300 Career & Tech Ed	0.00
3430 Regional Education Joint Agreements	0.00
3900 Other Restricted State Revenue	169,845.75
3999 TOTAL STATE REVENUE	<u>169,845.75</u>

4000 REVENUE FROM FEDERAL SOURCES

4500 Restricted Received Through State Agency	
4510 Title I Program Aid	0.00
4517 Title II Professional Development Programs	25,000.00
4520 Title III English Language Acquisition	0.00
4531 Title IDEA-B Special Education	0.00
4532 Preschool Program	0.00
4545 Carl Perkins Grant	0.00
4549 Other Career & Tech Ed Programs	0.00
4550 Child Nutrition Programs	0.00
4559 Nutritional Education & Training Programs	0.00
4560 Adult Education Programs	0.00
4575 Title IV School and Community Programs	0.00
4579 Other Community Education Programs	0.00
4580 Career Education	0.00
4590 Other Restricted Federal Revenue	0.00
4595 Other Federal Aid for Special Education	381,197.94
4930 Regional Education Assoc. Joint Agreements	0.00
4999 TOTAL FEDERAL REVENUE	<u>406,197.94</u>

5000 REVENUE FROM OTHER SOURCES

5300 Sale/Comp. for Loss of Fixed Assets	0.00
5400 Refund of Prior Year Expenditures	0.00
5500 Services Provided for Another LEA	0.00
5700 Revenue to Offset Lease Purchase	0.00
5900 Other Revenue	0.00
5999 TOTAL OTHER REVENUE	<u>0.00</u>

RECAP

001-0000 Beginning Balance	334,652.68
Total Revenue	835,622.74
Total Beginning Balance & Revenue	1,170,275.42
Less Expenditures	
Support Services	561,632.23
Federal Programs	361,853.42
Other Programs and Services	0.00
Tuition & Assessments	0.00
Special Education	0.00
Career & Tech Ed	0.00
Less Total Expenditures	923,485.65
001-9999 Ending Balance	<u>246,789.77</u>

Page 2	A 100	B 200	C 300-500	D 600	E 700	F 800	G
	Salaries	Employee Benefits	Purchased Services	Supplies	Equipment	Other Objects	Total
SUPPORT SERVICES							
1. 000-2100 Support Service Students	238,577.84	112,209.25	112,156.35	59,755.80	0.00	38,932.99	561,632.23
2. 000-2210 Improvement of Instruction Service	0.00	0.00	0.00	0.00	0.00	0.00	0.00
3. 000-2220 Instructional Media Service	0.00	0.00	0.00	0.00	0.00	0.00	0.00
4. 000-2290 Other Instruction Support Serv.	0.00	0.00	0.00	0.00	0.00	0.00	0.00
5. 000-2310 Executive Board Services	0.00	0.00	0.00	0.00	0.00	0.00	0.00
6. 000-2320 Executive Admin. Office	0.00	0.00	0.00	0.00	0.00	0.00	0.00
7. 000-2330 Special Area Admin. Service	0.00	0.00	0.00	0.00	0.00	0.00	0.00
8. 000-2500 Support Service Business	0.00	0.00	0.00	0.00	0.00	0.00	0.00
9. 000-2600 Operation & Maintenance of Plant	0.00	0.00	0.00	0.00	0.00	0.00	0.00
10. 000-2800 Support Service Central	0.00	0.00	0.00	0.00	0.00	0.00	0.00
11. 000-2900 Other Support Service	0.00	0.00	0.00	0.00	0.00	0.00	0.00
12. TOTAL SUPPORT SERVICES	238,577.84	112,209.25	112,156.35	59,755.80	0.00	38,932.99	561,632.23

	A 100	B 200	C 300-500	D 600	E 700	F 800	G
FEDERAL PROGRAMS	Salaries	Employee Benefits	Purchased Services	Supplies	Equipment	Other Objects	Total
13. 261-1000 Title I Programs	0.00	0.00	0.00	0.00	0.00	0.00	0.00
14. 266-1000 Nutrition Ed. & Training Prog.	0.00	0.00	0.00	0.00	0.00	0.00	0.00
15. 270-1000 Title III English Language Acquisition	0.00	0.00	0.00	0.00	0.00	0.00	0.00
16. 290-1000 Title II Professional Development Programs	0.00	0.00	3,916.22	8,531.95	0.00	4,829.73	17,277.90
17. 295-1000 Indian Education Programs	0.00	0.00	0.00	0.00	0.00	0.00	0.00
18. 296-1000 Title IV School and Community Programs	0.00	0.00	0.00	0.00	0.00	0.00	0.00
19. 298-1000 Other Federal Programs	23,581.40	2,689.56	233,727.46	38,050.90	26,450.00	20,076.20	344,575.52
20. TOTAL FEDERAL PROGRAMS	23,581.40	2,689.56	237,643.68	46,582.85	26,450.00	24,905.93	361,853.42

Page 3	A 100	B 200	C 300-500	D 600	E 700	F 800	G
OTHER PROGRAMS & SERVICES	Salaries	Employee Benefits	Purchased Services	Supplies	Equipment	Other Objects	Total
21. 000-2700 Student Transportation Service	0.00	0.00	0.00	0.00	0.00	0.00	0.00
22. 000-4100 Facility Acq. (Buildings/Land)	xxxxxxxx	xxxxxxxx	xxxxxxxx	xxxxxxxx	0.00	xxxxxxxx	0.00
23. 000-4210 Construction Services (by Staff)	0.00	0.00	0.00	0.00	0.00	0.00	0.00
24. 000-4220 Construction Services (by Contractors)	xxxxxxxx	xxxxxxxx	0.00	xxxxxxxx	xxxxxxxx	xxxxxxxx	0.00
25. 400-2700 Extracurricular Student Transportation	0.00	0.00	0.00	0.00	0.00	0.00	0.00
26. 400-3400 Extracurricular Student Activities	0.00	0.00	0.00	0.00	0.00	0.00	0.00
27. 600-3300 Adult Education Program	0.00	0.00	0.00	0.00	0.00	0.00	0.00
28. 800-3300 Community Services	0.00	0.00	0.00	0.00	0.00	0.00	0.00
29. TOTAL OTHER PROGRAMS & SERVICES	0.00	0.00	0.00	0.00	0.00	0.00	0.00

TUITION & ASSESSMENTS	561 In-State Tuition	562 Out-of-State Tuition	592 Payments to Districts	Total
30. 000-1999 Payments to Member Schools	xxxxxxxx	0.00	0.00	0.00
	xxxxxxxx	xxxxxxxx	xxxxxxxx	0.00

COST OF EDUCATION RECAP

	Salaries	Employee Benefits	Purchased Services	Supplies	Equipment	Other Objects	Total
Page 3 - Line 12 - Support Services	238,577.84	112,209.25	112,156.35	59,755.80	0.00	38,932.99	561,632.23
Page 3 - Line 20 - Federal Programs	23,581.40	2,689.56	237,643.68	46,582.85	26,450.00	24,905.93	361,853.42
Page 5 - Line 63 - Special Education	0.00	0.00	0.00	0.00	0.00	0.00	0.00
Page 6 - Line 85 - Career & Tech Ed	0.00	0.00	0.00	0.00	0.00	0.00	0.00
TOTAL COST OF EDUCATION	262,159.24	114,898.81	349,800.03	106,338.65	26,450.00	63,838.92	923,485.65

Page 5	A	B	C	D	E	F	G
	100	200	300-500	600	700	800	
SPECIAL EDUCATION		Employee	Purchased			Other	
UNDIST. / RELATED - Continued	Salaries	Benefits	Services	Supplies	Equipment	Objects	Total
55. 200-2190 Other Student Support Service	0.00	0.00	0.00	0.00	0.00	0.00	0.00
56. 200-2200 Support Service Instructional Staff	0.00	0.00	0.00	0.00	0.00	0.00	0.00
57. 200-2310 Governance Board	0.00	0.00	0.00	0.00	0.00	0.00	0.00
58. 200-2330 Special Area Admin. Service	0.00	0.00	0.00	0.00	0.00	0.00	0.00
59. 200-2500 Support Service Business	0.00	0.00	0.00	0.00	0.00	0.00	0.00
60. 200-2600 Operation & Maintenance of Plant	0.00	0.00	0.00	0.00	0.00	0.00	0.00
61. 200-2800 Support Service Central	0.00	0.00	0.00	0.00	0.00	0.00	0.00
62. 200-2900 Other Support Services	0.00	0.00	0.00	0.00	0.00	0.00	0.00
63. TOTAL COST OF EDUCATION	0.00	0.00	0.00	0.00	0.00	0.00	0.00
64. 200-2700 Student Transportation Service	0.00	0.00	0.00	0.00	0.00	0.00	0.00
65. 200-2950 Boarding Care Services	0.00	0.00	0.00	0.00	0.00	0.00	0.00
66. TOTAL SPECIAL EDUCATION	0.00	0.00	0.00	0.00	0.00	0.00	0.00

Please indicate the portion of total Special Education expenditures that were paid from federal funds

67. 259-9999 FEDERAL FUNDS

	IDEA-B Basic and Discretionary	Preschool	Other Federal
	#N/A	#N/A	#N/A
	#N/A	#N/A	#N/A

North Central Ed Cooperative Financial Report

School Year: 2016-2017
County: 05 District: 377

--AFFIDAVIT OF BUSINESS MANAGER--

I do solemnly swear that to the best of my knowledge and belief the information within is a true and correct report of all revenue and expenditures of the association.

Business Manager



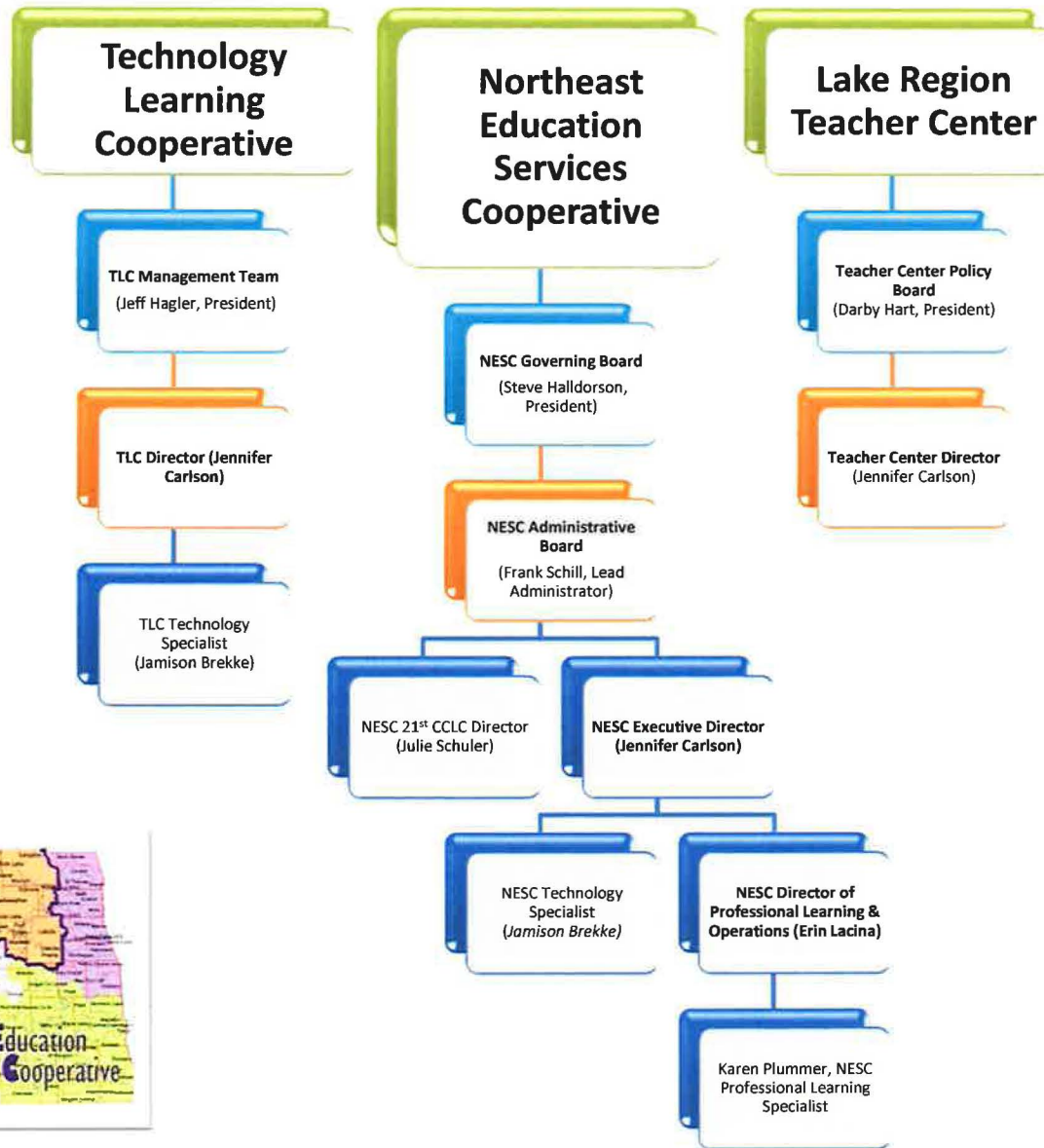
--REGIONAL EDUCATION ASSOCIATION BOARD APPROVAL--

This report has been examined by the regional education association board and compared with revenue and expenditure statements of the association.

This _____ day of _____, 2017

By order of the regional education association board:

Attest: _____
Regional Education Association Board President



Beginning Balance - Fund Group 1 395,123.19

1000 REVENUE FROM LOCAL SOURCES

	1:Patrons	2:In-State	3:Out-of-State
1300 Tuition			
1310 Regular	0.00	0.00	0.00
1320 Handicapped	0.00	0.00	0.00
1330 Career & Tech Ed	0.00	0.00	0.00
1340 Summer School	0.00	0.00	0.00
1350 Adult	0.00	0.00	0.00
1360 Drivers Ed	0.00	0.00	0.00
<u>Total Tuition</u>			0.00
1370 Assessments Collected			0.00
1400 Transportation Fees			
1410 Regular	0.00	0.00	0.00
1420 Handicapped	0.00	0.00	0.00
1430 Career & Tech Ed	0.00	0.00	0.00
<u>Total Transportation Fees</u>			0.00
1500 Interest Earned			0.00
1700 Student Activities Revenue			0.00
1800 Community Services Activities Revenue			0.00
1900 Other Revenue From Local Sources			413,020.63
<u>1999 TOTAL LOCAL REVENUE</u>			<u>413,020.63</u>

3000 REVENUE FROM STATE SOURCES

3110 Per Pupil Aid			141,926.38
3200 Handicapped Program Aid			0.00
3300 Career & Tech Ed			0.00
3430 Regional Education Joint Agreements			0.00
3900 Other Restricted State Revenue			0.00
<u>3999 TOTAL STATE REVENUE</u>			<u>141,926.38</u>

4000 REVENUE FROM FEDERAL SOURCES

4500 Restricted Received Through State Agency	
4510 Title I Program Aid	0.00
4517 Title II Professional Development Programs	83,875.00
4520 Title III English Language Acquisition	0.00
4531 Title IDEA-B Special Education	0.00
4532 Preschool Program	0.00
4545 Carl Perkins Grant	0.00
4549 Other Career & Tech Ed Programs	0.00
4550 Child Nutrition Programs	0.00
4559 Nutritional Education & Training Programs	0.00
4560 Adult Education Programs	0.00
4575 Title IV School and Community Programs	0.00
4579 Other Community Education Programs	0.00
4580 Career Education	0.00
4590 Other Restricted Federal Revenue	0.00
4595 Other Federal Aid for Special Education	0.00
4930 Regional Education Assoc. Joint Agreements	0.00
<u>4999 TOTAL FEDERAL REVENUE</u>	<u>83,875.00</u>

5000 REVENUE FROM OTHER SOURCES

5300 Sale/Comp. for Loss of Fixed Assets	0.00
5400 Refund of Prior Year Expenditures	0.00
5500 Services Provided for Another LEA	0.00
5700 Revenue to Offset Lease Purchase	0.00
5900 Other Revenue	0.00
<u>5999 TOTAL OTHER REVENUE</u>	<u>0.00</u>

RECAP

001-0000 Beginning Balance	395,123.19
Total Revenue	638,822.01
Total Beginning Balance & Revenue	1,033,945.20
Less Expenditures	
Support Services	545,613.48
Federal Programs	0.00
Other Programs and Services	0.00
Tuition & Assessments	0.00
Special Education	0.00
Career & Tech Ed	0.00
Less Total Expenditures	545,613.48
001-9999 Ending Balance	<u>488,331.72</u>

Page 3	A 100	B 200 Employee Benefits	C 300-500 Purchased Services	D 600 Supplies	E 700 Equipment	F 800 Other Objects	G Total
OTHER PROGRAMS & SERVICES	Salaries						
21. 000-2700 Student Transportation Service	0.00	0.00	0.00	0.00	0.00	0.00	0.00
22. 000-4100 Facility Acq. (Buildings/Land)	xxxxxxxx	xxxxxxxx	xxxxxxxx	xxxxxxxx	0.00	xxxxxxxx	0.00
23. 000-4210 Construction Services (by Staff)	0.00	0.00	0.00	0.00	0.00	0.00	0.00
24. 000-4220 Construction Services (by Contractors)	xxxxxxxx	xxxxxxxx	0.00	xxxxxxxx	xxxxxxxx	xxxxxxxx	0.00
25. 400-2700 Extracurricular Student Transportation	0.00	0.00	0.00	0.00	0.00	0.00	0.00
26. 400-3400 Extracurricular Student Activities	0.00	0.00	0.00	0.00	0.00	0.00	0.00
27. 600-3300 Adult Education Program	0.00	0.00	0.00	0.00	0.00	0.00	0.00
28. 800-3300 Community Services	0.00	0.00	0.00	0.00	0.00	0.00	0.00
29. TOTAL OTHER PROGRAMS & SERVICES	0.00	0.00	0.00	0.00	0.00	0.00	0.00

TUITION & ASSESSMENTS	561 In-State Tuition	562 Out-of-State Tuition	592 Payments to Districts	Total
30. 000-1999 Payments to Member Schools	xxxxxxxx	0.00	0.00	xxxxxxxx
				xxxxxxxx
				0.00

COST OF EDUCATION RECAP

	Salaries	Employee Benefits	Purchased Services	Supplies	Equipment	Other Objects	Total
Page 3 - Line 12 - Support Services	253,073.58	91,982.34	192,637.71	196.44	6,825.44	897.97	545,613.48
Page 3 - Line 20 - Federal Programs	0.00	0.00	0.00	0.00	0.00	0.00	0.00
Page 5 - Line 63 - Special Education	0.00	0.00	0.00	0.00	0.00	0.00	0.00
Page 6 - Line 85 - Career & Tech Ed	0.00	0.00	0.00	0.00	0.00	0.00	0.00
TOTAL COST OF EDUCATION	253,073.58	91,982.34	192,637.71	196.44	6,825.44	897.97	545,613.48

Page 5	A	B	C	D	E	F	G
	100	200	300-500	600	700	800	
SPECIAL EDUCATION		Employee	Purchased			Other	
UNDIST. / RELATED - Continued	Salaries	Benefits	Services	Supplies	Equipment	Objects	Total
55. 200-2190 Other Student Support Service	0.00	0.00	0.00	0.00	0.00	0.00	0.00
56. 200-2200 Support Service Instructional Staff	0.00	0.00	0.00	0.00	0.00	0.00	0.00
57. 200-2310 Governance Board	0.00	0.00	0.00	0.00	0.00	0.00	0.00
58. 200-2330 Special Area Admin. Service	0.00	0.00	0.00	0.00	0.00	0.00	0.00
59. 200-2500 Support Service Business	0.00	0.00	0.00	0.00	0.00	0.00	0.00
60. 200-2600 Operation & Maintenance of Plant	0.00	0.00	0.00	0.00	0.00	0.00	0.00
61. 200-2800 Support Service Central	0.00	0.00	0.00	0.00	0.00	0.00	0.00
62. 200-2900 Other Support Services	0.00	0.00	0.00	0.00	0.00	0.00	0.00
63. TOTAL COST OF EDUCATION	0.00	0.00	0.00	0.00	0.00	0.00	0.00
64. 200-2700 Student Transportation Service	0.00	0.00	0.00	0.00	0.00	0.00	0.00
65. 200-2950 Boarding Care Services	0.00	0.00	0.00	0.00	0.00	0.00	0.00
66. TOTAL SPECIAL EDUCATION	0.00	0.00	0.00	0.00	0.00	0.00	0.00

Please indicate the portion of total Special Education expenditures that were paid from federal funds

67. 259-9999 FEDERAL FUNDS

	IDEA-B Basic and Discretionary	Preschool	Other Federal
	#N/A	#N/A	#N/A
	#N/A	#N/A	#N/A

Northeast Ed Service Cooperative Financial Report

School Year: 2016-2017
County: 36 District: 370

---AFFIDAVIT OF BUSINESS MANAGER---

I do solemnly swear that to the best of my knowledge and belief the information within is a true and correct report of all revenue and expenditures of the association.

Business Manager

---REGIONAL EDUCATION ASSOCIATION BOARD APPROVAL---

This report has been examined by the regional education association board and compared with revenue and expenditure statements of the association.

This _____ day of _____, 2017

By order of the regional education association board:

Attest: _____
Regional Education Association Board President

Email Address: janet.ohara@rrvecnd.org
Name: Janet O'Hara
Organization: RRVEC (Red River Valley Education Cooperative)
Twitter: @rrvec **Website:** www.rrvecnd.org
Title: Director

What do you define as your core mission?

Inspire both passion and purpose for teaching and learning in our schools.

What is your vision for your organization in supporting education in North Dakota?

We are dedicated to providing quality learning experiences that promote innovation and success in our schools.

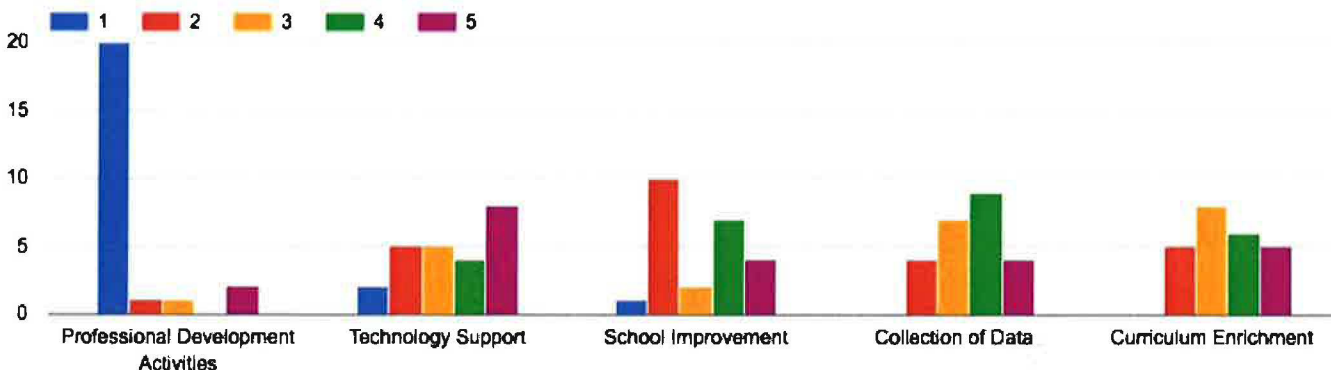
The RRVEC has been fiscally responsible with funds provided by the state legislature and will continue as long as we are supported. We are transparent in our work and willing to share with all interested agencies. We understand that in times of budget deficits and necessary reductions in spending that it is necessary to be accountable and provide evidence of our worth. Our primary focus is to create efficiency at a regional level among the schools we serve by sharing resources and facilitating the work together rather than working in isolation. This starts with collaboration amongst our superintendents and principals providing insight to the needs of the schools we serve. We believe in our work as a cooperative and welcome support and ideas to continue this work as efficiently as possible.

What are the top 5 services you provide for schools?

Core services as defined in Century Code include Professional Development, Technology Support, School Improvement, Data, and Curriculum Enrichment.

Results from a needs assessment conducted in December 2017 are shown below:

Century Code lists the following services to be provided by REAs. Rank in order of need from 1 to 5 with 1 being the highest need and 5 being the lowest.



5

How are you funded? (total budget, revenue, sources) Local Membership Revenue, State Foundation Aid, and grant opportunities

How is your organization working towards creating efficiencies in the delivery of your services?

- Services are delivered online both synchronous and asynchronous
- Services are shared through district collaboration and purchasing
- Technical Support is offered online to eliminate travel and save time
- Collaborative purchase of materials such as proficiency scales aligned to critical concepts that align to multiple standards.
- Shared Book and Literature Purchasing
- "Try before you buy" Model - Teacher Center and REA Funds have been used to purchase educational resources for schools to explore and use prior to committing to purchase. This eliminates the wasteful purchasing of technologies that end up on a shelf or don't get used. Examples - Google Expeditions, Maker Materials, and Breakout EDU Boxes for all schools.
- Collaborative work with businesses to offer Career Exploration to students.
- Collaborative Planning and work with CTE Directors and Centers to provide vocational/STEM opportunities that have become core services needed in schools
- Online management of registration and data collection with free cloud based services (GSuite For Education) eliminating the cost of expensive software that other REAs use.
- RRVEC Director is a Google Certified Innovator and Trainer and member districts have access to training and support that would otherwise have an expense tied to it.
- Marketing is done through website, email, and social media tools that cost little to nothing.

How does your organization leverage funding, or if applicable, what is your business model in charging for your services?

The Red River Valley Education Cooperative is accountable to the governing board, which is made up of a representative from each member district that pay a fee to belong. Our goal is to provide meaningful professional learning opportunities for member schools while creating efficiencies through common initiatives. Our belief is that we succeed when those we support succeed.

As a non-profit organization funded by state aid, memberships, and grant opportunities, we focus on needs assessment results to drive our professional development planning. We are a true Service Cooperative Model. Our assessment grant initiative provides fair distribution of funds to ensure that all members, both large and small, receive equitable distribution of resources and services. This model also allows our members to supply their own needs and share those benefits in collaborative efforts with other members. Through common initiatives in our region, we are able to provide services at a reduced cost and provide opportunity in an effective and efficient manner. Part of our cooperative model is the decentralization of services and support to ensure that individual needs of member districts are being recognized and addressed. Finally, unique to our cooperative model is the ability of leadership to provide direct services that is a mutual benefit to all members.

Is there a service(s) your organization is well poised to provide, but currently is not? Why not? As North Dakota Department of Public Instruction established guidelines for principal and teacher evaluation, the schools in our region were among the first to adopt a framework and begin working to implement a model that aligned to standards and performance. For the past six years we have worked extensively with the Marzano Research lab to establish and maintain high quality and effective instructional leadership. This is an ongoing and evolving process that embraces a growth mindset, and although we've been working on this framework for six years, we believe there is much work that can still be accomplished to ensure effective teaching in all classrooms. There are currently 34 districts in the state of North Dakota that use the Marzano Instructional Framework, with 22 of them in the Red River Valley Education Cooperative. That may not seem like a large number of districts, but the districts using this framework directly impact just under 45% of the student population in our state. With our collaborative work, we believe we can serve as a model and share our expertise among all schools that use this framework across the state. We have districts and educators that have been featured nationally by the Marzano Research Lab, and we are in a position to support the schools in our state. The reason this hasn't happened is because much of the work for these initiatives is facilitated through REAs. We believe that decentralization of educational services is productive in meeting specific needs of districts, but we also recognize that we have regions that have expertise and it is not being capitalized on yet.

Are there any services that you provide that fall outside of your stated mission?

Our goal is to stay within the core services written in century code, but often times we are asked to support and research mandates by the state such as Mental and Behavioral Health Support. This is very important and a concern in our region based on recent NDYRB survey results. These things could be broadly interpreted as professional development, which is a core service, and often times REAs are called on to facilitate and support the organization of regional efforts to meet mandates. As stated previously, behavioral health issues such as mental health disorders and suicide are becoming a serious burden on schools. It is common for schools reach out to REAs to find resources and facilitate professional development for these topics. The problem is many of these issues require specific needs to support school districts that regional agencies are not equipped to meet. These needs are best addressed as a community to respond to the needs of adolescents in their own communities. Finding resources is something regional agencies can do to support these services, but responding to this is a shared responsibility between school and local communities.

How many students and schools are you currently serving? Please list all districts.

Member District	Number of Students	Number of Teachers
Cavalier	420	39
Central Valley	214	19
Drayton	179	19
Emerado	109	12
Finley-Sharon	94	17
Fordville-Lankin	35	11

Grafton	961	96
Grand Forks	7459	625
Hatton	175	21
Hillsboro	461	34
Hope-Page	163	19
Larimore	382	36
Manvel	177	15
May-Port CG	469	46
Midway	182	23
Minto	270	21
North Border	360	45
Northwood	275	23
Park River	445	36
St. Thomas	54	14
Thompson	486	38
Valley-Edinburg	203	25
TOTALS	13,573	1,233

What virtual (ITV, asynchronous online) classes do you offer? Please include breakdown by type (number of ITV, number of online, etc), including a list of courses by type and description on how they are funded/paid for.

- PD My Way... Online shared collaboration of documents/resources stored in the cloud organized by Grade Level and Content Area for Educators to access. (FREE - GSuite for Education)
- Online Webinars Archived by Key Topics identified in needs assessment for asynchronous school use (example topics are: prioritizing standards, assessment writing, and strategies that appear in all types of lessons) (This has been a low-cost effective option for schools that don't have experts on specific topics for PLC work and waiver release time) (PD funds/Grants)
- Online Book Studies (FREE using Google Classroom and facilitated by the RRVEC Director)
- For Teachers by Teachers... Online webinars provided by our classroom practitioners sharing what has been successful in their classrooms (Zoom Subscription and Small Stipend for Expert Teachers)

What's the largest external critique of your organization and how do you respond to it?

We are doing many of the things that are being examined at the state level to create effective and efficient educational initiatives. We feel we are modeling something that other educational agencies can benefit from. Often times it is questioned why we don't "charge" a fee for workshops offered or why we offer schools an assessment grant. It's been said that if you offer something free, it's not valued. The reason we disagree with this is because schools are paying a price to attend. Educators and Administrators take time away from their schools to attend our events and professional development opportunities and this requires pay for substitute teachers, travel, and is time away from their own districts that is often made up after hours on their own time. Our collaborative efforts as a region strengthen our professional capacity by local schools making sacrifices we don't charge for, but do have an economic impact on their district.

Some things things that may be criticized that we see as transforming:

Our focus in our organization is not profit, but rather to find purpose in our work that leads to transformation.
Instead of hierarchies in organizational structure, we are trying to create networks of organizational collaboration at a regional level that has proven to be effective and efficient.
Our organizational leadership is not about control but rather about empowering our schools to build capacity and share that capacity with our member schools.
While understanding the importance of planning, we are also valuing experimentation to foster innovation in our schools.
Innovation doesn't have to be about money or technology. It's about loosening control, taking risks, trusting our colleagues, and creating a clear path for educators to succeed.

How can state government better support your mission?

The RRVEC greatly appreciates the financial commitment the state has made and understands that accountability comes with that financial commitment. With that, we would love the state government to support the unique and individual needs that each region has. We believe that supporting our freedom to create innovative ideas is essential. We also believe the state can ensure and monitor accountability of all regional agencies through oversight of a system that supports our individuality.

What do you want North Dakota education to look like in 5 years?

Dear ND Education System of 2023,

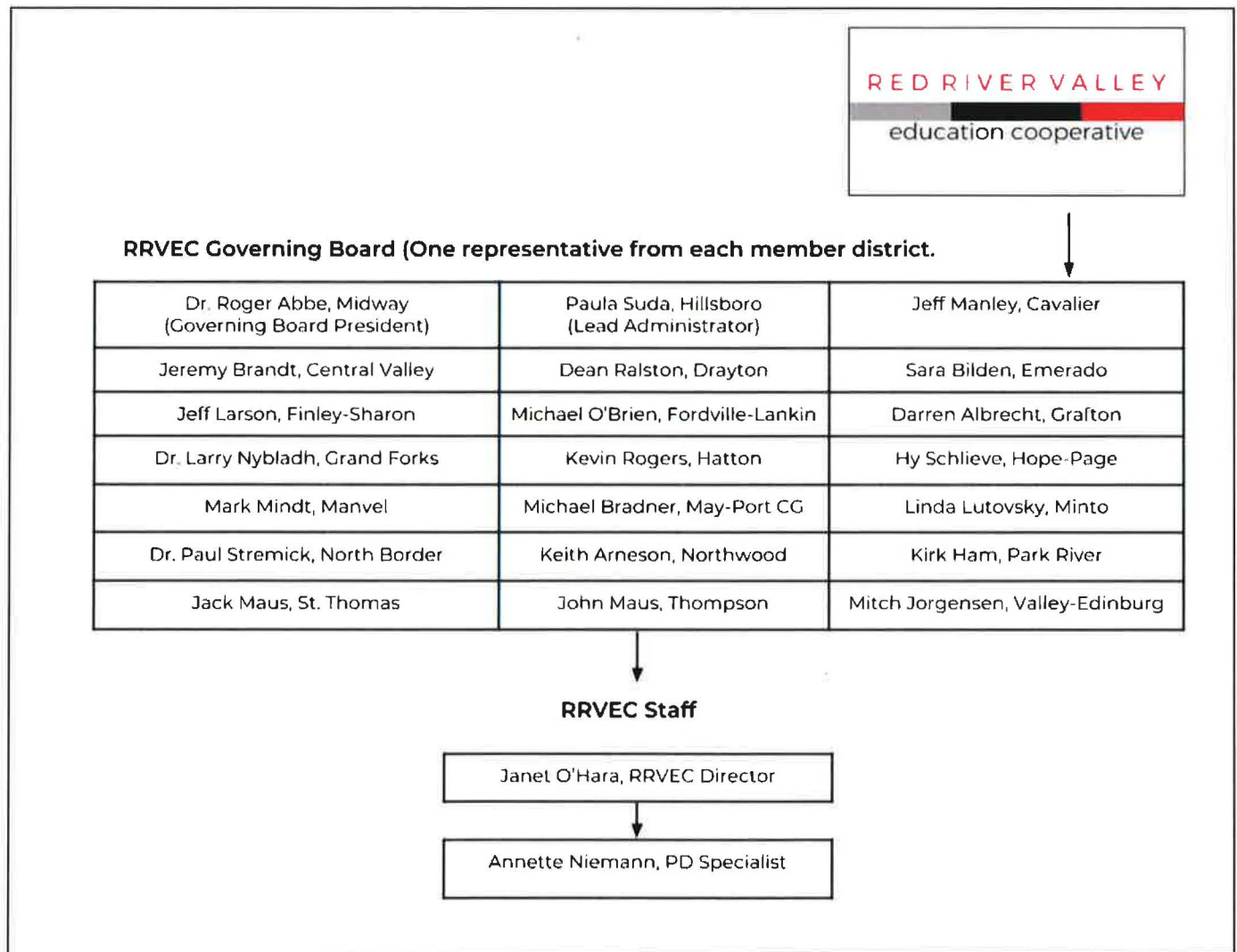
My wish for you is that the students we serve across the state have begun to experience what it is like to have a true student-centered experience in education. Grades are no longer based on compliance and behavior, but rather are a true reflection of what is learned through mastery of high standards and competency. Our students are learning through creation rather than consumption, and exploration of a student's interests allows them to discover what they are passionate about and who they really are. My hope is that innovation isn't a group a events that

we share on social media with a hashtag, but rather is just part of our everyday norm. My hope is that those that have attempted education reform will look to disrupt through innovation and not by creating roadblocks. Finally, my dream is that we empower our students to find their passions and interests to determine their future.

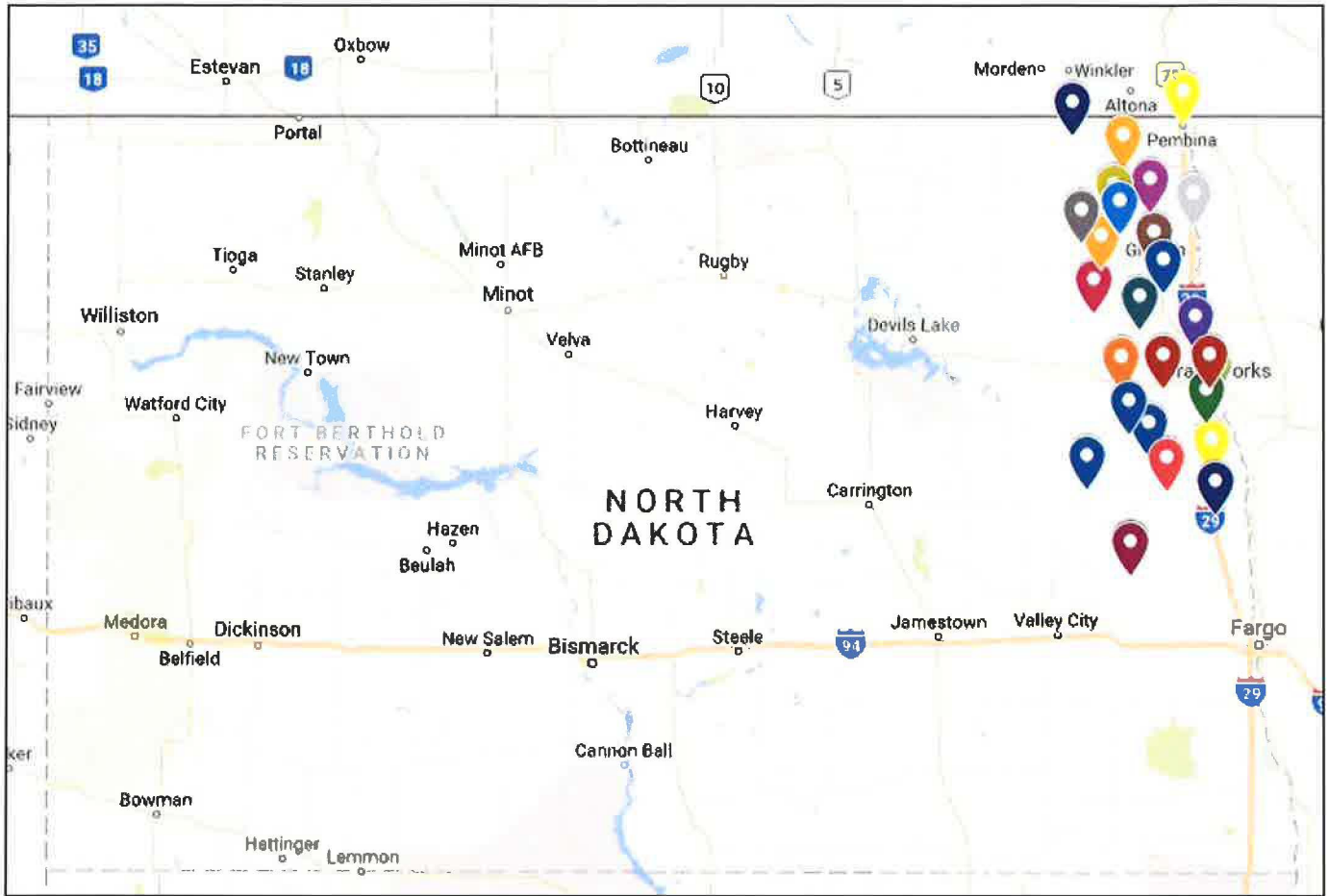
Sincerely,
 Janet O'Hara
 RRVEC Director

PS... If it takes 10 years... I'll be ok with that too. I just want to be around to see it because I know we can do it!

Organizational Structure:



MAP: <https://www.rvecnd.org/about/member-schools>



Beginning Balance - Fund Group 1 245,205.03

1000 REVENUE FROM LOCAL SOURCES

	1:Patrons	2:In-State	3:Out-of-State
1300 Tuition			
1310 Regular	0.00	0.00	0.00
1320 Handicapped	0.00	0.00	0.00
1330 Career & Tech Ed	0.00	0.00	0.00
1340 Summer School	0.00	0.00	0.00
1350 Adult	0.00	0.00	0.00
1360 Drivers Ed	0.00	0.00	0.00
Total Tuition			0.00
1370 Assessments Collected			0.00
1400 Transportation Fees			
1410 Regular	0.00	0.00	0.00
1420 Handicapped	0.00	0.00	0.00
1430 Career & Tech Ed	0.00	0.00	0.00
Total Transportation Fees			0.00
1500 Interest Earned			0.00
1700 Student Activities Revenue			0.00
1800 Community Services Activities Revenue			0.00
1900 Other Revenue From Local Sources			22,125.00
1999 TOTAL LOCAL REVENUE			<u>22,125.00</u>
3000 REVENUE FROM STATE SOURCES			
3110 Per Pupil Aid			304,172.10
3200 Handicapped Program Aid			0.00
3300 Career & Tech Ed			0.00
3430 Regional Education Joint Agreements			10,857.91
3900 Other Restricted State Revenue			0.00
3999 TOTAL STATE REVENUE			<u>315,030.01</u>

4000 REVENUE FROM FEDERAL SOURCES

4500 Restricted Received Through State Agency	
4510 Title 1 Program Aid	0.00
4517 Title II Professional Development Programs	14,505.41
4520 Title III English Language Acquisition	0.00
4531 Title IDEA-B Special Education	0.00
4532 Preschool Program	0.00
4545 Carl Perkins Grant	0.00
4549 Other Career & Tech Ed Programs	0.00
4550 Child Nutrition Programs	0.00
4559 Nutritional Education & Training Programs	0.00
4560 Adult Education Programs	0.00
4575 Title IV School and Community Programs	0.00
4579 Other Community Education Programs	0.00
4580 Career Education	0.00
4590 Other Restricted Federal Revenue	0.00
4595 Other Federal Aid for Special Education	0.00
4930 Regional Education Assoc. Joint Agreements	0.00
4999 TOTAL FEDERAL REVENUE	<u>14,505.41</u>

5000 REVENUE FROM OTHER SOURCES

5300 Sale/Comp. for Loss of Fixed Assets	0.00
5400 Refund of Prior Year Expenditures	0.00
5500 Services Provided for Another LEA	0.00
5700 Revenue to Offset Lease Purchase	0.00
5900 Other Revenue	0.00
5999 TOTAL OTHER REVENUE	<u>0.00</u>

RECAP

001-0000 Beginning Balance	245,205.03
Total Revenue	351,660.42
Total Beginning Balance & Revenue	596,865.45
Less Expenditures	
Support Services	290,736.41
Federal Programs	0.00
Other Programs and Services	0.00
Tuition & Assessments	0.00
Special Education	0.00
Career & Tech Ed	0.00
Less Total Expenditures	290,736.41
001-9999 Ending Balance	<u>306,129.04</u>

Page 3	A 100	B 200 Employee Benefits	C 300-500 Purchased Services	D 600 Supplies	E 700 Equipment	F 800 Other Objects	G Total
OTHER PROGRAMS & SERVICES	Salaries						
21. 000-2700 Student Transportation Service	0.00	0.00	0.00	0.00	0.00	0.00	0.00
22. 000-4100 Facility Acq. (Buildings/Land)	xxxxxxxx	xxxxxxxx	xxxxxxxx	xxxxxxxx	0.00	xxxxxxxx	0.00
23. 000-4210 Construction Services (by Staff)	0.00	0.00	0.00	0.00	0.00	0.00	0.00
24. 000-4220 Construction Services (by Contractors)	xxxxxxxx	xxxxxxxx	0.00	xxxxxxxx	xxxxxxxx	xxxxxxxx	0.00
25. 400-2700 Extracurricular Student Transportation	0.00	0.00	0.00	0.00	0.00	0.00	0.00
26. 400-3400 Extracurricular Student Activities	0.00	0.00	0.00	0.00	0.00	0.00	0.00
27. 600-3300 Adult Education Program	0.00	0.00	0.00	0.00	0.00	0.00	0.00
28. 800-3300 Community Services	0.00	0.00	0.00	0.00	0.00	0.00	0.00
29. TOTAL OTHER PROGRAMS & SERVICES	0.00	0.00	0.00	0.00	0.00	0.00	0.00

TUITION & ASSESSMENTS	561 In-State Tuition	562 Out-of-State Tuition	592 Payments to Districts	Total
30. 000-1999 Payments to Member Schools	xxxxxxxx	0.00	0.00	0.00
			xxxxxxxx	xxxxxxxx
				0.00

COST OF EDUCATION RECAP

	Salaries	Employee Benefits	Purchased Services	Supplies	Equipment	Other Objects	Total
Page 3 - Line 12 - Support Services	120,948.13	30,159.23	107,968.46	17,511.35	1,337.00	12,812.24	290,736.41
Page 3 - Line 20 - Federal Programs	0.00	0.00	0.00	0.00	0.00	0.00	0.00
Page 5 - Line 63 - Special Education	0.00	0.00	0.00	0.00	0.00	0.00	0.00
Page 6 - Line 85 - Career & Tech Ed	0.00	0.00	0.00	0.00	0.00	0.00	0.00
TOTAL COST OF EDUCATION	120,948.13	30,159.23	107,968.46	17,511.35	1,337.00	12,812.24	290,736.41

Page 5	A	B	C	D	E	F	G
	100	200	300-500	600	700	800	
SPECIAL EDUCATION		Employee	Purchased			Other	
UNDIST. / RELATED - Continued	Salaries	Benefits	Services	Supplies	Equipment	Objects	Total
55. 200-2190 Other Student Support Service	0.00	0.00	0.00	0.00	0.00	0.00	0.00
56. 200-2200 Support Service Instructional Staff	0.00	0.00	0.00	0.00	0.00	0.00	0.00
57. 200-2310 Governance Board	0.00	0.00	0.00	0.00	0.00	0.00	0.00
58. 200-2330 Special Area Admin. Service	0.00	0.00	0.00	0.00	0.00	0.00	0.00
59. 200-2500 Support Service Business	0.00	0.00	0.00	0.00	0.00	0.00	0.00
60. 200-2600 Operation & Maintenance of Plant	0.00	0.00	0.00	0.00	0.00	0.00	0.00
61. 200-2800 Support Service Central	0.00	0.00	0.00	0.00	0.00	0.00	0.00
62. 200-2900 Other Support Services	0.00	0.00	0.00	0.00	0.00	0.00	0.00
63. TOTAL COST OF EDUCATION	0.00	0.00	0.00	0.00	0.00	0.00	0.00
64. 200-2700 Student Transportation Service	0.00	0.00	0.00	0.00	0.00	0.00	0.00
65. 200-2950 Boarding Care Services	0.00	0.00	0.00	0.00	0.00	0.00	0.00
66. TOTAL SPECIAL EDUCATION	0.00	0.00	0.00	0.00	0.00	0.00	0.00

Please indicate the portion of total Special Education expenditures that were paid from federal funds

67. 259-9999 FEDERAL FUNDS	IDEA-B		
	Basic and Discretionary	Preschool	Other Federal
	#N/A	#N/A	#N/A
	#N/A	#N/A	#N/A

Red River Valley Education Cooperative Financial Report

School Year: 2016-2017
County: 18 District: 376

--AFFIDAVIT OF BUSINESS MANAGER--

I do solemnly swear that to the best of my knowledge and belief the information within is a true and correct report of all revenue and expenditures of the association.

Business Manager

---REGIONAL EDUCATION ASSOCIATION BOARD APPROVAL---

This report has been examined by the regional education association board and compared with revenue and expenditure statements of the association.

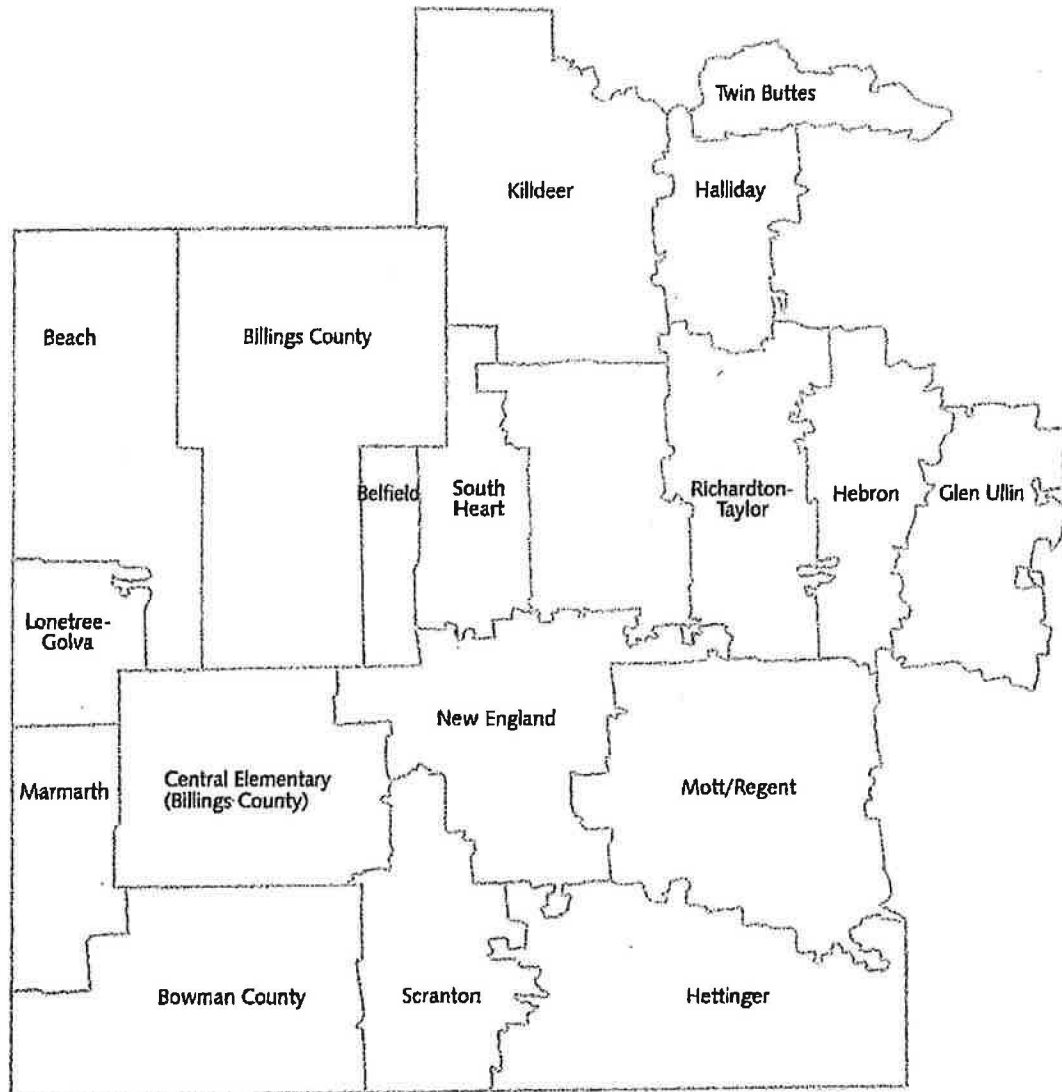
This _____ day of _____, 2017

By order of the regional education association board:

Attest: _____
Regional Education Association Board President

Distribution File one copy with the county superintendent of schools or designee. Maintain one copy on File with the school district.

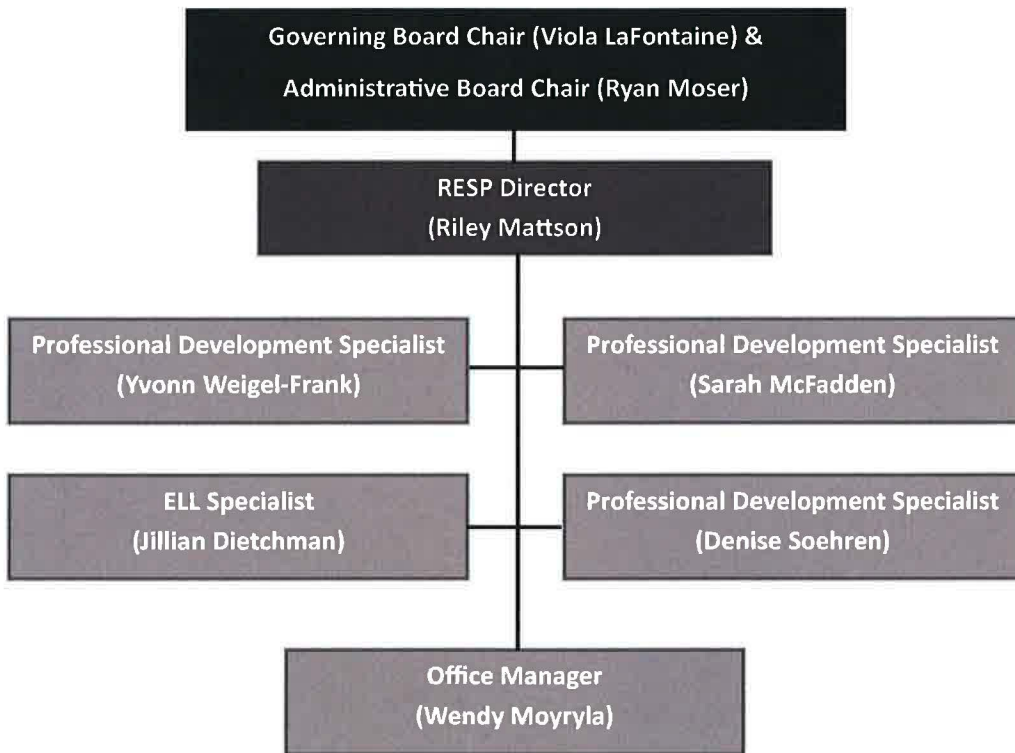
Roughrider Education Services Program



300 13th Avenue West, Suite 6C
Dickinson, ND 58601
Phone: 701.483.0999
Fax: 701.483.0998
www.resp-k12-education.org



Roughrider Education Services Program (RESP) Organizational Chart



Updated 1.23.2018

2017-2018 RESP Catalog of Services

Name	Description	Length of Training	Location of Training	Cost
Professional Development				
January MLK Workshop Day	Learn strategies to integrate into teaching methods and improve student performance.	6 hours	Regional @ DSU	\$50/ person
Summer Conference	Learn from a national speaker about research-based instructional strategies & develop a solid student & staff culture.	2 days	Regional @ DSU	\$150/ person
Brain Based Instructional Strategies	Learn instructional strategies which work with how the brain learns & retains new information.	8 hours	Onsite @ school	\$500 + mileage
Brain Based Classroom Management Strategies	Learn classroom & behavior management strategies which support how student's brains work.	8 hours	Onsite @ school	\$500 + mileage
Student Engagement Strategies	Learn strategies which can help students maintain engagement in the classroom.	8 hours	Onsite @ school	\$500 + mileage
Differentiated Instructional Strategies	Learn strategies for meeting the instructional needs of all students without creating a separate lesson plan for each student.	8 or 16 hours	Onsite @ school	\$500 + mileage
Grade Level Networking	Specific Grade level networking session. Collaborate & share with other teachers & learn instructional strategies & tools to add to your classroom. Offered for PK – 6th grade teachers.	6.5 hours	Regional	\$50/person
Content Area Networking	Specific content area networking session. Collaborate & share with other teachers & learn instructional strategies & tools to add to your classroom. Offered for K-12 in Art, Interventionist & Title, Music, PE & Counseling. Offered for 7-12 in Business/ Computer, English, Foreign Language, Math, Science, Social Studies, & VoAg.	6.5 hours	Regional	\$50/person
Principal Networking	Offered for elementary & high school principals. The sessions build on topics discussed at admin retreat & allow principals to collaborate & network with other principals.	4 sessions, each 4 hours	Regional	\$50/person
Book Study	Facilitating a relevant education related book study for educators.	Min. of 16 hours	Online or Regional	\$50/person

Step Up to Writing	Training consists of implementation of current Step Up to Writing curriculum and onsite support for teachers.	1/2 or 1 day	Onsite @ school	\$250 half day/\$500 full day + mileage
Step Up to Writing Strategies	Learn about the step up to writing process as well as writing strategies you can implement into the classroom immediately.	1 day	Regional	\$50/person
ELL Services				
ELL Strategies & Teacher Mentoring	RESP's ELL Coordinator is available to mentor teachers who have ELL students, help modify curriculum, & help implement appropriate ELL strategies in the classroom.	½ day	Onsite @ school	\$250 + mileage
Best Practices for English Language Learners	Participants will discover ways to support the language & literacy development of ELL students. Specific ideas & strategies, such as tips for planning lessons & the use of language objectives, as well as broader approaches, such as using informal assessment & differentiation for varying language levels will be explored.	1 day	Regional	\$50/person
Deep Dive into Instructional Strategies for ELL Students	Participants with a basic understanding of ELL strategies will be able to dig deeper into instructional approaches for ELL students.	1 day	Regional	\$50/person
Technology Support Services				
Sites & Apps for your Instructional Toolbox	Discover websites, apps, & other tech tools to increase & engagement & learning in your classroom.	4, 8 or 16 hours	Regional or Onsite @ school	\$250 half day/\$500 full day + mileage
Custom Software Training	Customize a training using current software to fit your school or district needs.	4, 8 or 16 hours	Onsite @ school	\$250 half day/\$500 full day + mileage
School Improvement				
Inspired Leadership				
Energy & Engagement: 7 Levels of Energy	This workshop will create a greater awareness of how you're currently expressing yourself, how to express the greatest version of yourself, & how you impact others around you.	1 day	Onsite @ School	\$500 + mileage
Communication: Facilitating Coaching Conversations	What would happen if all your interactions were intentional, engaging, & productive? How do your communication skills inspire your personal & professional relationships? Do you want to take your communication above & beyond what you can imagine?	1 day	Onsite @ school	\$500 + mileage
Excellence: Achieving Desired Outcomes	How are you making decisions in your professional organization or personal life? Are fear, force, or opportunity the	1 day	Onsite @ school	\$500 + mileage

	driving factors? Learn how to reach optimal goals & obtain sustainable results in yourself & your organization.			
Core Values: Reaching Your Fullest Potential	What drives you & makes you energized? When do you feel most fulfilled? What causes you to activate your negative conflict strategy? This workshop will create a greater awareness of how you are innately wired to allow you to make the optimal contribution.	1 day	Onsite @ school	\$500 + mileage
Conscious Discipline				
Intro to Conscious Discipline	Learn how Conscious Discipline integrates social-emotional learning, discipline & self-regulation so you spend less time policing behaviors & more time teaching vital life skills.	½ day or 1 day	Onsite @ school	\$250 half day/\$500 full day + mileage
Data Achievement				
Understanding & using NWEA Reports	Learn about different NWEA reports to support instruction.	4 or 8 hours	Onsite @ school	\$250 half day/\$500 full day + mileage
SLDS for Teachers	Learn how to access teacher reports in SLDS & how they can support instructional decisions.	2 or 4 hours	Onsite @ school	\$250 half day/\$500 full day + mileage
SLDS for Administrators	Learn which SLDS reports are available to administrators & how they can be used to support school & district decision.	4 or 8 hours	Regional or Onsite @ school	\$250 half day/\$500 full day + mileage
SLDS for leadership/school improvement teams	Learn which SDLS reports can help with the AdvancEd process.	4 or 8 hours	Regional or Onsite @ school	\$250 half day/\$500 full day + mileage
Data Utilization Project for district leadership team	Work with current data to identify gaps compared to district vision, create a data vision, & create a foundation for a culture for data within the district.	Min. of 3 days during a semester or school year	Onsite @ school	\$500 + mileage
Taking Action with Data	Implements the professional development plan created during Data Utilization project to help build data capacity to understanding & value data & to make evidence based decisions.	Min. of 8 hours over multiple sessions	Onsite @ school	\$250 half day/\$500 full day + mileage
Curriculum Enrichment				
Pathways to Reading (PTR)				
PTR Level I	PTR is a Teacher Professional Development Training Program & Reading Curriculum for beginning readers in grades K-2 & struggling readers in upper grades. The primary focus of PTR is to help teachers understanding, & apply in the classroom, the five scientifically validated core components of the	5 days	Regional @ DSU	\$1250/ person (includes training & all necessary curriculum)

	reading process – Phonemic Awareness, Phonics, Fluency, Vocabulary, & Comprehension.			
PTR Level II	PTR Level 2 is a practicum with students attending giving the teacher the opportunity to practice PTR strategies & lessons with guidance provided from a consultant.	3 days	Onsite @ school	\$150/ Person + mileage
PTR Onsite Support	PTR onsite support provides teachers using PTR guidance from a consultant in administration & interpretation of assessments, how to create small groups, instructional strategies, student errors, observation notes, & choosing leveled &/or decodable materials & any other challenges teachers may encounter.	1 day	Onsite @ school	\$500 + mileage
PTR Reconnect	PTR Reconnect is an opportunity for teachers & paras to reconnect with PTR. The goals of the day are to answer questions posed by the group & to bring you up to date with any new happenings, thoughts or strategies being used by PTR. This differs from a PTR level 2 training in that we do not have student to provide the practicum experience.	2 days	Regional @ DSU	\$100/ person
Multi – Tiered System of Supports				
Intro to Multi – Tiered System of Supports	Become familiar with & implement essential components of a tiered support system that will increase student achievement. Primary focus will be given to the development & use of elements used as part of a three – tier instructional model including the establishment of (1)effective systems, (2)universal screening, (3)research – based interventions, & (4)problem solving for systems, groups & individual students.	½ day or 1 day	Regional @ Dickinson & Onsite @ school	Regional: \$50/person Onsite @ school: \$250 half day/\$500 full day + mileage
Legislative Mandates				
Suicide Prevention				
QPR	Question, Persuade, Refer for Suicide Prevention. Connections save lives. Support others to help suicidal thoughts & behaviors early.	3 hours	Onsite @ School	\$250 + booklets @ \$2 each + mileage
Sources of Strength	The Mission of Sources of Strength is to prevent suicide by increasing help, seeking behaviors & promoting connections between peers & caring adults.	½ day or 1 day	Onsite @ School	\$250 half day/\$500 full day + mileage
Youth Mental Health				
Supporting & Educating Traumatized Children Part I	Provides overview of childhood trauma & how it manifests in the classroom.	3 hours	Onsite @ School	\$250 + mileage

Supporting & Educating Traumatized Children Part II	Provides many practical strategies to support students exposed to trauma.	3 hours	Onsite @ School	\$250 + mileage
Other				
504 Planning & Support				
504 Planning & Support	This training is designed to provide you with an understanding of the law, how it applies to educational programs & to students with disabilities. It is very important to be aware of the laws & understand their mandates, however this training is not intended to serve as legal advice. The training's question-answer format allows you to identify issues quickly.	½ day or 1 day	Regional	\$50/person
ELL Services				
ELL Credentials as Testing Administrator	Allows schools to use RESP's ELL Coordinator's credentials as the testing administrator on the State MIS03 Report. This includes training for school administrators on State & Federal policies regarding ELL.	½ day	Regional	\$500 + mileage
Assessment & Identification of ELL Students	The RESP ELL Coordinator will assess and identify potential ELL students. If identified, the ELL Coordinator will also develop an ILP and meet with teachers to help implement modifications and accommodations.	1 days/student	Onsite @ school	\$500 + mileage
Initial ELL Strategies Training	In order to meet State requirements regarding instruction of ELL students, teachers of these students must be trained on ELL instructional strategies. The RESP ELL Coordinator will provide training to all staff in the school on appropriate ELL instructional strategies upon enrollment of ELL students.	½ day	Onsite @ school	\$250 + mileage
ACCESS for ELLs Assessments	Students identified as ELL with the State are required to take the ACCESS for ELLs assessment each Spring. RESP's ELL Coordinator will administer the test for these students.	1 day/student	Onsite @ school	\$500 + mileage
Bus Driver Trainings	3 Trainings will be held in Fall (2 Dickinson, 1 Bowman)	3 hours- Regular Training	Regional @ DSU & Bowman	\$35 for 3hr/person
Career Expo	Provide students with college and/or career awareness, planning, and exploration designed to engage 9 th -11 th grade students.	1 day	Regional @ DSU	\$20/student
Workplace Tours	Provide students with college and/or career awareness, planning, and exploration designed to engage 7 th -12 th grade students.	½ day or 1 day	Regional	\$100/school

Career Discovery Day	Provide students with college and/or career awareness, planning, and exploration designed to engage 7 th -9 th grade students.	1 day	Regional in Dickinson	\$20/student
Career Development Facilitator Certified	Contact RESP to share your college and/or career enhancement needs. We will do our best to provide or arrange for the training.	½ day	Regional onsite	\$250
Custom PD	Contact RESP to share your professional learning & training needs. We will do our best to provide or arrange for the training.	Varies	Onsite @ school	\$250 half day/\$500 full day + mileage

Beginning Balance - Fund Group 1 211,851.13

1000 REVENUE FROM LOCAL SOURCES

	1:Patrons	2:In-State	3:Out-of-State
1300 Tuition			
1310 Regular	0.00	0.00	0.00
1320 Handicapped	0.00	0.00	0.00
1330 Career & Tech Ed	0.00	0.00	0.00
1340 Summer School	0.00	0.00	0.00
1350 Adult	0.00	0.00	0.00
1360 Drivers Ed	0.00	0.00	0.00
Total Tuition			0.00
1370 Assessments Collected			0.00
1400 Transportation Fees			
1410 Regular	0.00	0.00	0.00
1420 Handicapped	0.00	0.00	0.00
1430 Career & Tech Ed	0.00	0.00	0.00
Total Transportation Fees			0.00
1500 Interest Earned			23.48
1700 Student Activities Revenue			0.00
1800 Community Services Activities Revenue			0.00
1900 Other Revenue From Local Sources			<u>495,608.03</u>
1999 TOTAL LOCAL REVENUE			<u>495,631.51</u>

3000 REVENUE FROM STATE SOURCES

3110 Per Pupil Aid			114,821.12
3200 Handicapped Program Aid			0.00
3300 Career & Tech Ed			0.00
3430 Regional Education Joint Agreements			168,438.73
3900 Other Restricted State Revenue			<u>43,555.48</u>
3999 TOTAL STATE REVENUE			<u>326,815.33</u>

4000 REVENUE FROM FEDERAL SOURCES

4500 Restricted Received Through State Agency	
4510 Title 1 Program Aid	0.00
4517 Title II Professional Development Programs	45,673.90
4520 Title III English Language Acquisition	0.00
4531 Title IDEA-B Special Education	0.00
4532 Preschool Program	0.00
4545 Carl Perkins Grant	0.00
4549 Other Career & Tech Ed Programs	0.00
4550 Child Nutrition Programs	0.00
4559 Nutritional Education & Training Programs	0.00
4560 Adult Education Programs	0.00
4575 Title IV School and Community Programs	0.00
4579 Other Community Education Programs	0.00
4580 Career Education	0.00
4590 Other Restricted Federal Revenue	0.00
4595 Other Federal Aid for Special Education	0.00
4930 Regional Education Assoc. Joint Agreements	<u>0.00</u>
4999 TOTAL FEDERAL REVENUE	<u>45,673.90</u>

5000 REVENUE FROM OTHER SOURCES

5300 Sale/Comp. for Loss of Fixed Assets	0.00
5400 Refund of Prior Year Expenditures	0.00
5500 Services Provided for Another LEA	0.00
5700 Revenue to Offset Lease Purchase	0.00
5900 Other Revenue	<u>0.00</u>
5999 TOTAL OTHER REVENUE	<u>0.00</u>

RECAP

001-0000 Beginning Balance	211,851.13
Total Revenue	<u>868,120.74</u>
Total Beginning Balance & Revenue	1,079,971.87
Less Expenditures	
Support Services	769,766.50
Federal Programs	25,789.85
Other Programs and Services	0.00
Tuition & Assessments	0.00
Special Education	0.00
Career & Tech Ed	<u>0.00</u>
Less Total Expenditures	<u>795,556.35</u>
001-9999 Ending Balance	<u>284,415.52</u>

Page 2	A	B	C	D	E	F	G
	100	200	300-500	600	700	800	
		Employee	Purchased			Other	
SUPPORT SERVICES	Salaries	Benefits	Services	Supplies	Equipment	Objects	Total
1. 000-2100 Support Service Students	0.00	0.00	0.00	0.00	0.00	0.00	0.00
2. 000-2210 Improvement of Instruction Service	155,500.00	82,138.44	132,300.97	27,730.84	2,457.50	66,666.95	466,794.70
3. 000-2220 Instructional Media Service	0.00	0.00	0.00	0.00	0.00	0.00	0.00
4. 000-2290 Other Instruction Support Serv.	0.00	0.00	0.00	0.00	0.00	0.00	0.00
5. 000-2310 Executive Board Services	0.00	0.00	0.00	0.00	0.00	0.00	0.00
6. 000-2320 Executive Admin. Office	89,750.00	39,870.00	0.00	0.00	0.00	0.00	129,620.00
7. 000-2330 Special Area Admin. Service	97,757.11	40,014.99	0.00	0.00	0.00	0.00	137,772.10
8. 000-2500 Support Service Business	0.00	0.00	10,558.41	4,463.49	0.00	0.00	15,021.90
9. 000-2600 Operation & Maintenance of Plant	0.00	0.00	20,557.80	0.00	0.00	0.00	20,557.80
10. 000-2800 Support Service Central	0.00	0.00	0.00	0.00	0.00	0.00	0.00
11. 000-2900 Other Support Service	0.00	0.00	0.00	0.00	0.00	0.00	0.00
12. TOTAL SUPPORT SERVICES	343,007.11	162,023.43	163,417.18	32,194.33	2,457.50	66,666.95	769,766.50

	A	B	C	D	E	F	G
	100	200	300-500	600	700	800	
		Employee	Purchased			Other	
FEDERAL PROGRAMS	Salaries	Benefits	Services	Supplies	Equipment	Objects	Total
13. 261-1000 Title I Programs	0.00	0.00	0.00	0.00	0.00	0.00	0.00
14. 266-1000 Nutrition Ed. & Training Prog.	0.00	0.00	0.00	0.00	0.00	0.00	0.00
15. 270-1000 Title III English Language Acquisition	4,700.00	359.55	350.00	2,575.19	0.00	1,566.21	9,550.95
16. 290-1000 Title II Professional Development Programs	0.00	0.00	9,243.90	0.00	0.00	6,995.00	16,238.90
17. 295-1000 Indian Education Programs	0.00	0.00	0.00	0.00	0.00	0.00	0.00
18. 296-1000 Title IV School and Community Programs	0.00	0.00	0.00	0.00	0.00	0.00	0.00
19. 298-1000 Other Federal Programs	0.00	0.00	0.00	0.00	0.00	0.00	0.00
20. TOTAL FEDERAL PROGRAMS	4,700.00	359.55	9,593.90	2,575.19	0.00	8,561.21	25,789.85

Page 3	A 100	B 200 Employee Benefits	C 300-500 Purchased Services	D 600 Supplies	E 700 Equipment	F 800 Other Objects	G Total
OTHER PROGRAMS & SERVICES	Salaries						
21. 000-2700 Student Transportation Service	0.00	0.00	0.00	0.00	0.00	0.00	0.00
22. 000-4100 Facility Acq. (Buildings/Land)	xxxxxxxx	xxxxxxxx	xxxxxxxx	xxxxxxxx	0.00	xxxxxxxx	0.00
23. 000-4210 Construction Services (by Staff)	0.00	0.00	0.00	0.00	0.00	0.00	0.00
24. 000-4220 Construction Services (by Contractors)	xxxxxxxx	xxxxxxxx	0.00	xxxxxxxx	xxxxxxxx	xxxxxxxx	0.00
25. 400-2700 Extracurricular Student Transportation	0.00	0.00	0.00	0.00	0.00	0.00	0.00
26. 400-3400 Extracurricular Student Activities	0.00	0.00	0.00	0.00	0.00	0.00	0.00
27. 600-3300 Adult Education Program	0.00	0.00	0.00	0.00	0.00	0.00	0.00
28. 800-3300 Community Services	0.00	0.00	0.00	0.00	0.00	0.00	0.00
29. TOTAL OTHER PROGRAMS & SERVICES	0.00	0.00	0.00	0.00	0.00	0.00	0.00

TUITION & ASSESSMENTS	561 In-State Tuition	562 Out-of-State Tuition	592 Payments to Districts	Total
30. 000-1999 Payments to Member Schools	xxxxxxxx	0.00	0.00	0.00
			0.00	xxxxxxxx
				xxxxxxxx
				0.00

COST OF EDUCATION RECAP

	Salaries	Employee Benefits	Purchased Services	Supplies	Equipment	Other Objects	Total
Page 3 - Line 12 - Support Services	343,007.11	162,023.43	163,417.18	32,194.33	2,457.50	66,666.95	769,766.50
Page 3 - Line 20 - Federal Programs	4,700.00	359.55	9,593.90	2,575.19	0.00	8,561.21	25,789.85
Page 5 - Line 63 - Special Education	0.00	0.00	0.00	0.00	0.00	0.00	0.00
Page 6 - Line 85 - Career & Tech Ed	0.00	0.00	0.00	0.00	0.00	0.00	0.00
TOTAL COST OF EDUCATION	347,707.11	162,382.98	173,011.08	34,769.52	2,457.50	75,228.16	795,556.35

Page 5	A	B	C	D	E	F	G
	100	200	300-500	600	700	800	
SPECIAL EDUCATION		Employee	Purchased			Other	
UNDIST. / RELATED - Continued	Salaries	Benefits	Services	Supplies	Equipment	Objects	Total
55. 200-2190 Other Student Support Service	0.00	0.00	0.00	0.00	0.00	0.00	0.00
56. 200-2200 Support Service Instructional Staff	0.00	0.00	0.00	0.00	0.00	0.00	0.00
57. 200-2310 Governance Board	0.00	0.00	0.00	0.00	0.00	0.00	0.00
58. 200-2330 Special Area Admin. Service	0.00	0.00	0.00	0.00	0.00	0.00	0.00
59. 200-2500 Support Service Business	0.00	0.00	0.00	0.00	0.00	0.00	0.00
60. 200-2600 Operation & Maintenance of Plant	0.00	0.00	0.00	0.00	0.00	0.00	0.00
61. 200-2800 Support Service Central	0.00	0.00	0.00	0.00	0.00	0.00	0.00
62. 200-2900 Other Support Services	0.00	0.00	0.00	0.00	0.00	0.00	0.00
63. TOTAL COST OF EDUCATION	0.00	0.00	0.00	0.00	0.00	0.00	0.00
64. 200-2700 Student Transportation Service	0.00	0.00	0.00	0.00	0.00	0.00	0.00
65. 200-2950 Boarding Care Services	0.00	0.00	0.00	0.00	0.00	0.00	0.00
66. TOTAL SPECIAL EDUCATION	0.00	0.00	0.00	0.00	0.00	0.00	0.00

Please indicate the portion of total Special Education expenditures that were paid from federal funds

	IDEA-B Basic and Discretionary	Preschool	Other Federal
67. 259-9999 FEDERAL FUNDS	#N/A	#N/A	#N/A
	#N/A	#N/A	#N/A

Roughrider Ed Services Program Financial Report

School Year: 2016-2017

County: 45 District: 371

--AFFIDAVIT OF BUSINESS MANAGER--

I do solemnly swear that to the best of my knowledge and belief the information within is a true and correct report of all revenue and expenditures of the association.

Business Manager

--REGIONAL EDUCATION ASSOCIATION BOARD APPROVAL--

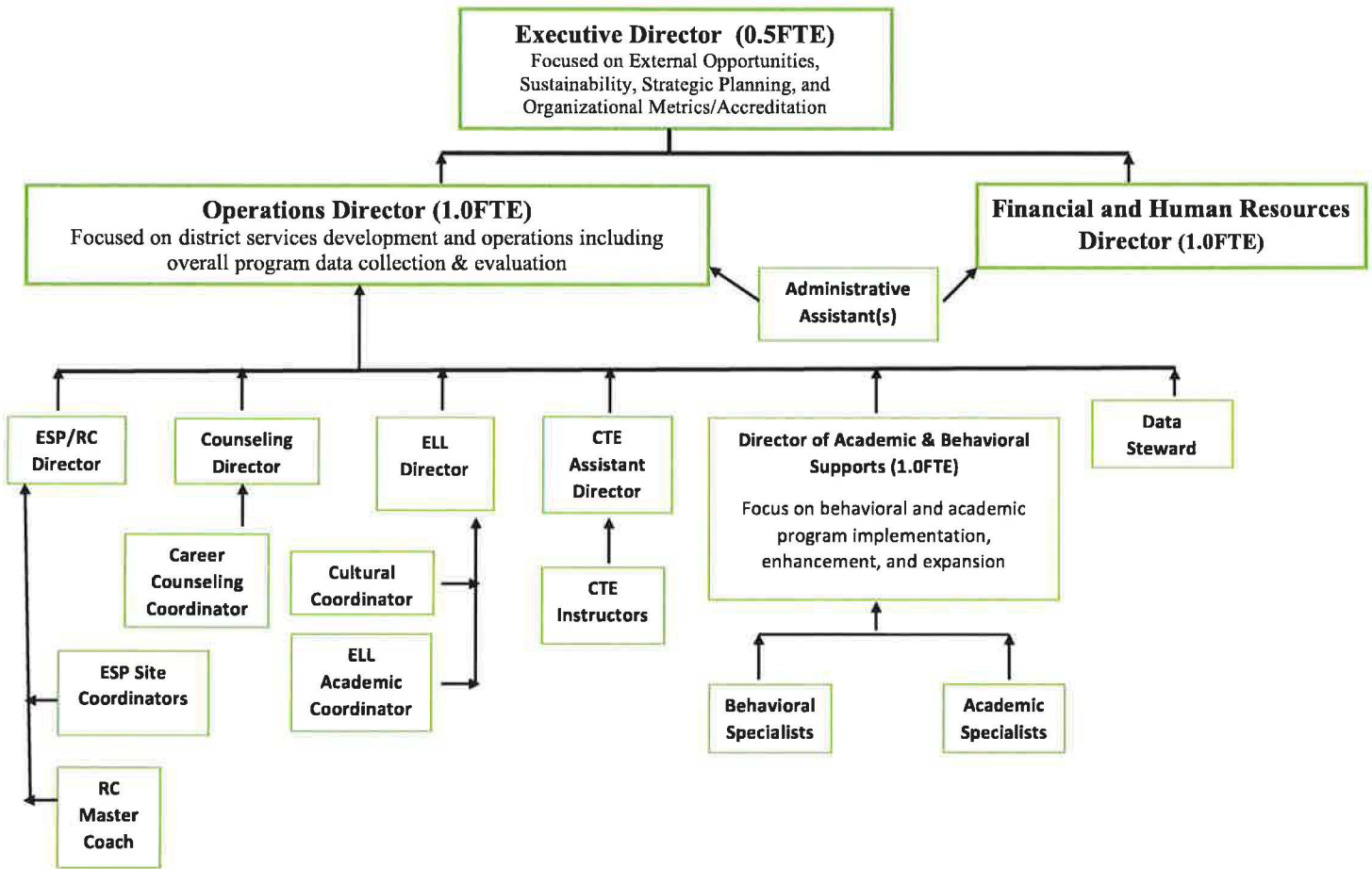
This report has been examined by the regional education association board and compared with revenue and expenditure statements of the association.

This _____ day of _____, 2017

By order of the regional education association board:

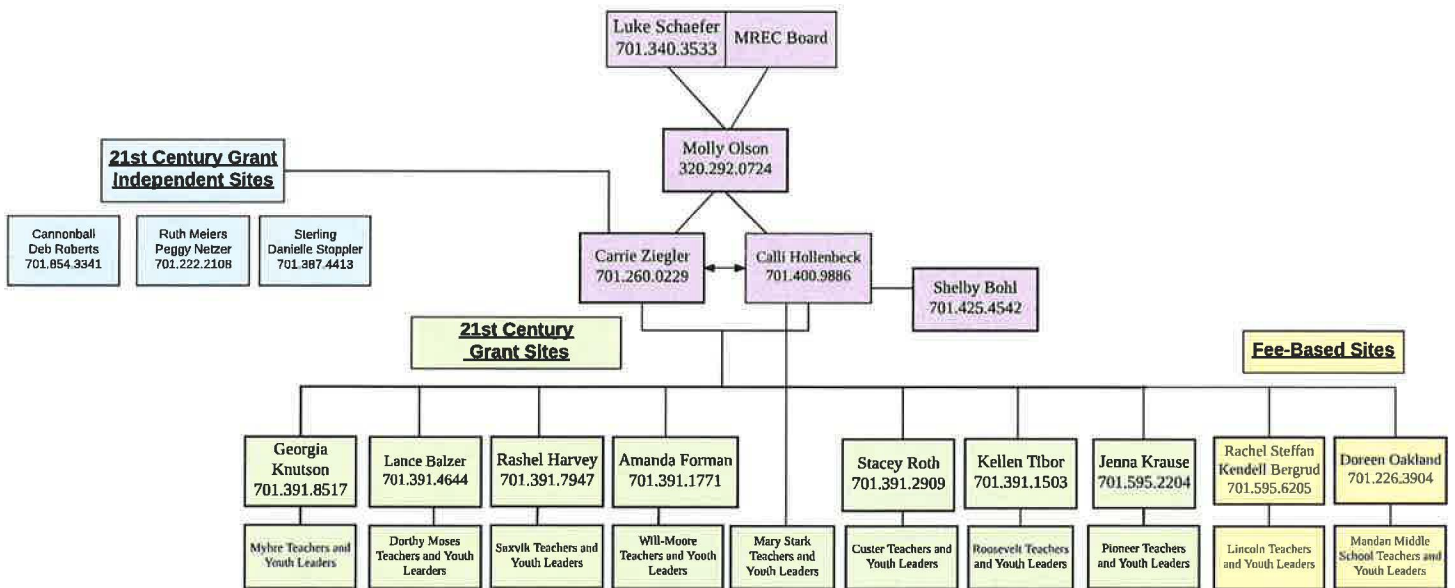
Attest: _____
Regional Education Association Board President

MREC – Organizational Chart



7

MREC ESP Organizational Flow Chart



Beginning Balance - Fund Group 1 811,717.83

1000 REVENUE FROM LOCAL SOURCES

	1:Patrons	2:In-State	3:Out-of-State
1300 Tuition			
1310 Regular	0.00	0.00	0.00
1320 Handicapped	0.00	0.00	0.00
1330 Career & Tech Ed	0.00	0.00	0.00
1340 Summer School	0.00	0.00	0.00
1350 Adult	0.00	0.00	0.00
1360 Drivers Ed	0.00	0.00	0.00
Total Tuition			0.00
1370 Assessments Collected			0.00
1400 Transportation Fees			
1410 Regular	0.00	0.00	0.00
1420 Handicapped	0.00	0.00	0.00
1430 Career & Tech Ed	0.00	0.00	0.00
Total Transportation Fees			0.00
1500 Interest Earned			0.00
1700 Student Activities Revenue			0.00
1800 Community Services Activities Revenue			0.00
1900 Other Revenue From Local Sources			1,114,005.07
1999 TOTAL LOCAL REVENUE			<u>1,114,005.07</u>

3000 REVENUE FROM STATE SOURCES

3110 Per Pupil Aid			426,835.50
3200 Handicapped Program Aid			0.00
3300 Career & Tech Ed			0.00
3430 Regional Education Joint Agreements			50,000.00
3900 Other Restricted State Revenue			10,147.78
3999 TOTAL STATE REVENUE			<u>486,983.28</u>

4000 REVENUE FROM FEDERAL SOURCES

4500 Restricted Received Through State Agency	
4510 Title I Program Aid	0.00
4517 Title II Professional Development Programs	0.00
4520 Title III English Language Acquisition	263,941.68
4531 Title IDEA-B Special Education	0.00
4532 Preschool Program	0.00
4545 Carl Perkins Grant	0.00
4549 Other Career & Tech Ed Programs	0.00
4550 Child Nutrition Programs	64,349.86
4559 Nutritional Education & Training Programs	7,652.80
4560 Adult Education Programs	0.00
4575 Title IV School and Community Programs	979,817.57
4579 Other Community Education Programs	42,233.00
4580 Career Education	0.00
4590 Other Restricted Federal Revenue	0.00
4595 Other Federal Aid for Special Education	0.00
4930 Regional Education Assoc. Joint Agreements	0.00
4999 TOTAL FEDERAL REVENUE	<u>1,357,994.91</u>

5000 REVENUE FROM OTHER SOURCES

5300 Sale/Comp. for Loss of Fixed Assets	0.00
5400 Refund of Prior Year Expenditures	0.00
5500 Services Provided for Another LEA	0.00
5700 Revenue to Offset Lease Purchase	0.00
5900 Other Revenue	0.00
5999 TOTAL OTHER REVENUE	<u>0.00</u>

RECAP

001-0000 Beginning Balance	811,717.83
Total Revenue	2,958,983.26
Total Beginning Balance & Revenue	<u>3,770,701.09</u>
Less Expenditures	
Support Services	1,614,450.28
Federal Programs	1,454,748.49
Other Programs and Services	0.00
Tuition & Assessments	0.00
Special Education	0.00
Career & Tech Ed	0.00
Less Total Expenditures	<u>3,069,198.77</u>
001-9999 Ending Balance	<u>701,502.32</u>

Page 2	A 100	B 200	C 300-500	D 600	E 700	F 800	G
	Salaries	Employee Benefits	Purchased Services	Supplies	Equipment	Other Objects	Total
1. 000-2100 Support Service Students	0.00	0.00	0.00	0.00	0.00	0.00	0.00
2. 000-2210 Improvement of Instruction Service	0.00	0.00	0.00	0.00	0.00	0.00	0.00
3. 000-2220 Instructional Media Service	0.00	0.00	0.00	0.00	0.00	0.00	0.00
4. 000-2290 Other Instruction Support Serv.	0.00	0.00	0.00	0.00	0.00	0.00	0.00
5. 000-2310 Executive Board Services	0.00	0.00	0.00	0.00	0.00	0.00	0.00
6. 000-2320 Executive Admin. Office	0.00	0.00	0.00	0.00	0.00	0.00	0.00
7. 000-2330 Special Area Admin. Service	0.00	0.00	0.00	0.00	0.00	0.00	0.00
8. 000-2500 Support Service Business	808,346.88	254,546.44	314,410.96	134,721.60	42,827.49	59,596.91	1,614,450.28
9. 000-2600 Operation & Maintenance of Plant	0.00	0.00	0.00	0.00	0.00	0.00	0.00
10. 000-2800 Support Service Central	0.00	0.00	0.00	0.00	0.00	0.00	0.00
11. 000-2900 Other Support Service	0.00	0.00	0.00	0.00	0.00	0.00	0.00
12. TOTAL SUPPORT SERVICES	808,346.88	254,546.44	314,410.96	134,721.60	42,827.49	59,596.91	1,614,450.28

	A 100	B 200	C 300-500	D 600	E 700	F 800	G
FEDERAL PROGRAMS	Salaries	Employee Benefits	Purchased Services	Supplies	Equipment	Other Objects	Total
13. 261-1000 Title I Programs	0.00	0.00	0.00	0.00	0.00	0.00	0.00
14. 266-1000 Nutrition Ed. & Training Prog.	0.00	0.00	7,618.51	34.29	0.00	0.00	7,652.80
15. 270-1000 Title III English Language Acquisition	133,881.07	45,638.65	45,069.92	12,272.04	0.00	13,474.34	250,336.02
16. 290-1000 Title II Professional Development Programs	0.00	0.00	0.00	0.00	0.00	0.00	0.00
17. 295-1000 Indian Education Programs	0.00	0.00	0.00	0.00	0.00	0.00	0.00
18. 296-1000 Title IV School and Community Programs	333,324.74	133,519.89	548,063.58	150,062.41	215.82	31,573.23	1,196,759.67
19. 298-1000 Other Federal Programs	0.00	0.00	0.00	0.00	0.00	0.00	0.00
20. TOTAL FEDERAL PROGRAMS	467,205.81	179,158.54	600,752.01	162,368.74	215.82	45,047.57	1,454,748.49

Page 3	A 100	B 200 Employee Benefits	C 300-500 Purchased Services	D 600 Supplies	E 700 Equipment	F 800 Other Objects	G Total
OTHER PROGRAMS & SERVICES	Salaries						
21. 000-2700 Student Transportation Service	0.00	0.00	0.00	0.00	0.00	0.00	0.00
22. 000-4100 Facility Acq. (Buildings/Land)	xxxxxxxx	xxxxxxxx	xxxxxxxx	xxxxxxxx	0.00	xxxxxxxx	0.00
23. 000-4210 Construction Services (by Staff)	0.00	0.00	0.00	0.00	0.00	0.00	0.00
24. 000-4220 Construction Services (by Contractors)	xxxxxxxx	xxxxxxxx	0.00	xxxxxxxx	xxxxxxxx	xxxxxxxx	0.00
25. 400-2700 Extracurricular Student Transportation	0.00	0.00	0.00	0.00	0.00	0.00	0.00
26. 400-3400 Extracurricular Student Activities	0.00	0.00	0.00	0.00	0.00	0.00	0.00
27. 600-3300 Adult Education Program	0.00	0.00	0.00	0.00	0.00	0.00	0.00
28. 800-3300 Community Services	0.00	0.00	0.00	0.00	0.00	0.00	0.00
29. TOTAL OTHER PROGRAMS & SERVICES	0.00	0.00	0.00	0.00	0.00	0.00	0.00

TUITION & ASSESSMENTS	561 In-State Tuition	562 Out-of-State Tuition	592 Payments to Districts	Total
30. 000-1999 Payments to Member Schools	xxxxxxxx	0.00	0.00	0.00
			xxxxxxxx	xxxxxxxx
				0.00

COST OF EDUCATION RECAP

	Salaries	Employee Benefits	Purchased Services	Supplies	Equipment	Other Objects	Total
Page 3 - Line 12 - Support Services	808,346.88	254,546.44	314,410.96	134,721.60	42,827.49	59,596.91	1,614,450.28
Page 3 - Line 20 - Federal Programs	467,205.81	179,158.54	600,752.01	162,368.74	215.82	45,047.57	1,454,748.49
Page 5 - Line 63 - Special Education	0.00	0.00	0.00	0.00	0.00	0.00	0.00
Page 6 - Line 85 - Career & Tech Ed	0.00	0.00	0.00	0.00	0.00	0.00	0.00
TOTAL COST OF EDUCATION	1,275,552.69	433,704.98	915,162.97	297,090.34	43,043.31	104,644.48	3,069,198.77

Page 5	A	B	C	D	E	F	G
	100	200	300-500	600	700	800	
SPECIAL EDUCATION		Employee	Purchased			Other	
UNDIST. / RELATED - Continued	Salaries	Benefits	Services	Supplies	Equipment	Objects	Total
55. 200-2190 Other Student Support Service	0.00	0.00	0.00	0.00	0.00	0.00	0.00
56. 200-2200 Support Service Instructional Staff	0.00	0.00	0.00	0.00	0.00	0.00	0.00
57. 200-2310 Governance Board	0.00	0.00	0.00	0.00	0.00	0.00	0.00
58. 200-2330 Special Area Admin. Service	0.00	0.00	0.00	0.00	0.00	0.00	0.00
59. 200-2500 Support Service Business	0.00	0.00	0.00	0.00	0.00	0.00	0.00
60. 200-2600 Operation & Maintenance of Plant	0.00	0.00	0.00	0.00	0.00	0.00	0.00
61. 200-2800 Support Service Central	0.00	0.00	0.00	0.00	0.00	0.00	0.00
62. 200-2900 Other Support Services	0.00	0.00	0.00	0.00	0.00	0.00	0.00
63. TOTAL COST OF EDUCATION	0.00	0.00	0.00	0.00	0.00	0.00	0.00
64. 200-2700 Student Transportation Service	0.00	0.00	0.00	0.00	0.00	0.00	0.00
65. 200-2950 Boarding Care Services	0.00	0.00	0.00	0.00	0.00	0.00	0.00
66. TOTAL SPECIAL EDUCATION	0.00	0.00	0.00	0.00	0.00	0.00	0.00

Please indicate the portion of total Special Education expenditures that were paid from federal funds

	IDEA-B Basic and Discretionary	Preschool	Other Federal
67. 259-9999 FEDERAL FUNDS	#N/A	#N/A	#N/A
	#N/A	#N/A	#N/A

Missouri River Ed Cooperative Financial Report

School Year: 2016-2017
County: 08 District: 373

---AFFIDAVIT OF BUSINESS MANAGER---

I do solemnly swear that to the best of my knowledge and belief the information within is a true and correct report of all revenue and expenditures of the association.

Business Manager

---REGIONAL EDUCATION ASSOCIATION BOARD APPROVAL---

This report has been examined by the regional education association board and compared with revenue and expenditure statements of the association.

This _____ day of _____, 2017

By order of the regional education association board:

Attest: _____
Regional Education Association Board President

Beginning Balance - Fund Group 1 1,495,116.00

1000 REVENUE FROM LOCAL SOURCES

	1:Patrons	2:In-State	3:Out-of-State
1300 Tuition			
1310 Regular	0.00	0.00	0.00
1320 Handicapped	0.00	0.00	0.00
1330 Career & Tech Ed	0.00	0.00	0.00
1340 Summer School	0.00	0.00	0.00
1350 Adult	0.00	0.00	0.00
1360 Drivers Ed	0.00	0.00	0.00
Total Tuition			0.00
1370 Assessments Collected			0.00
1400 Transportation Fees			
1410 Regular	0.00	0.00	0.00
1420 Handicapped	0.00	0.00	0.00
1430 Career & Tech Ed	0.00	0.00	0.00
Total Transportation Fees			0.00
1500 Interest Earned			0.00
1700 Student Activities Revenue			0.00
1800 Community Services Activities Revenue			1,163,400.00
1900 Other Revenue From Local Sources			2,362,389.00
1999 TOTAL LOCAL REVENUE			<u>3,525,789.00</u>
3000 REVENUE FROM STATE SOURCES			
3110 Per Pupil Aid			697,729.00
3200 Handicapped Program Aid			0.00
3300 Career & Tech Ed			0.00
3430 Regional Education Joint Agreements			0.00
3900 Other Restricted State Revenue			29,920.00
3999 TOTAL STATE REVENUE			<u>727,649.00</u>

4000 REVENUE FROM FEDERAL SOURCES

4500 Restricted Received Through State Agency	
4510 Title I Program Aid	0.00
4517 Title II Professional Development Programs	25,427.00
4520 Title III English Language Acquisition	0.00
4531 Title IDEA-B Special Education	153,080.00
4532 Preschool Program	0.00
4545 Carl Perkins Grant	0.00
4549 Other Career & Tech Ed Programs	0.00
4550 Child Nutrition Programs	84,620.50
4559 Nutritional Education & Training Programs	0.00
4560 Adult Education Programs	0.00
4575 Title IV School and Community Programs	1,430,290.00
4579 Other Community Education Programs	0.00
4580 Career Education	0.00
4590 Other Restricted Federal Revenue	75,363.98
4595 Other Federal Aid for Special Education	0.00
4930 Regional Education Assoc. Joint Agreements	0.00
4999 TOTAL FEDERAL REVENUE	<u>1,768,781.48</u>

5000 REVENUE FROM OTHER SOURCES

5300 Sale/Comp. for Loss of Fixed Assets	0.00
5400 Refund of Prior Year Expenditures	500.00
5500 Services Provided for Another LEA	0.00
5700 Revenue to Offset Lease Purchase	0.00
5900 Other Revenue	0.00
5999 TOTAL OTHER REVENUE	<u>500.00</u>

RECAP

001-0000 Beginning Balance	1,495,116.00
Total Revenue	6,022,719.48
Total Beginning Balance & Revenue	<u>7,517,835.48</u>
Less Expenditures	
Support Services	3,406,160.65
Federal Programs	1,657,909.40
Other Programs and Services	0.00
Tuition & Assessments	0.00
Special Education	153,080.15
Career & Tech Ed	0.00
Less Total Expenditures	<u>5,217,150.20</u>
001-9999 Ending Balance	<u>2,300,685.28</u>