



CANKDESKA CIKANA COMMUNITY COLLEGE

Spirit Lake Tribe

214 First Avenue • PO Box 269 • Fort Totten ND 58335

www.littlehoop.edu

701-766-4415 • 888-783-1463

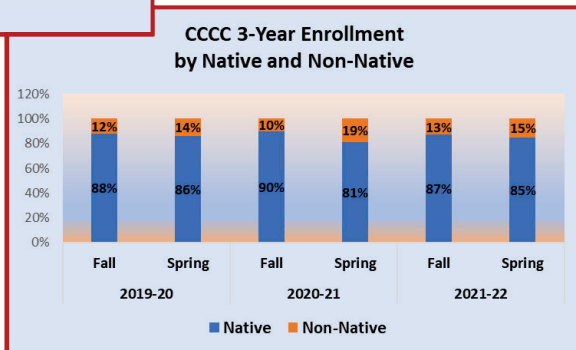
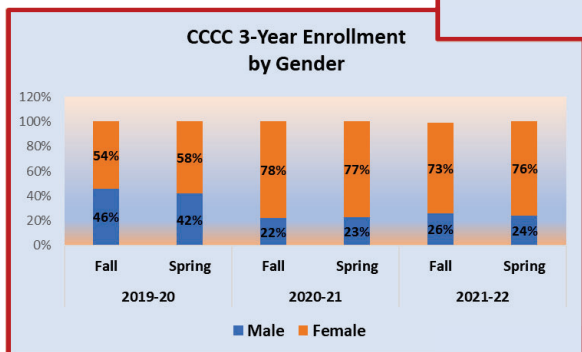
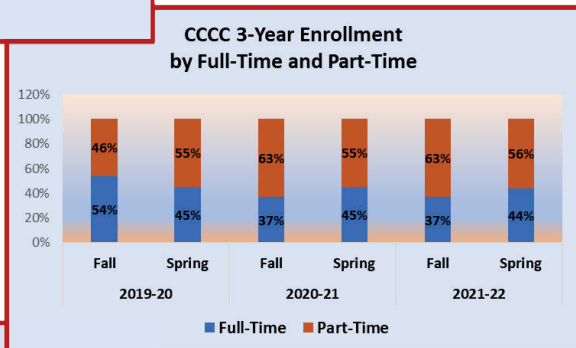
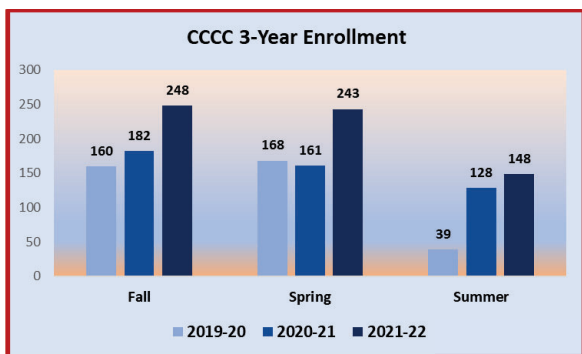
Mission Statement

Cankdeska Cikana Community College provides opportunities that lead to student independence and self-sufficiency through academic achievement and continuation of the Spirit Lake Dakota language and culture.

Vision

Cankdeska Cikana Community College builds a strong and viable Dakota community that enjoys physical, mental, emotional and spiritual health.

Student Enrollment



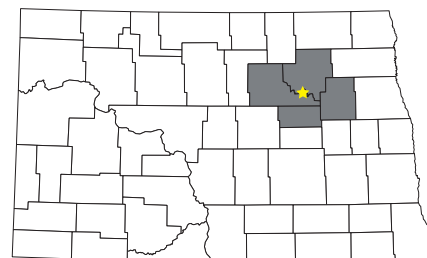
Cankdeska Cikana Community College (CCCC)

- Serves the Spirit Lake community
- Charter 1974 by the Spirit Lake Tribe
- Accredited by the Higher Learning Commission
- Non-Profit, Public Institution

Governance

CCCC is governed by a five member Board of Regents which are appointed by the Spirit Lake Tribal Council

Service Area



The Spirit Lake reservation is located in Benson, Ramsey, Nelson, and Eddy counties. All are welcome to study at CCCC.

Programs of Study

Associate of Arts

- Business Administration
- Indigenous/Dakota Studies
- Early Childhood Education
- Fine Arts
- Liberal Arts
- Social Work

Associate of Science

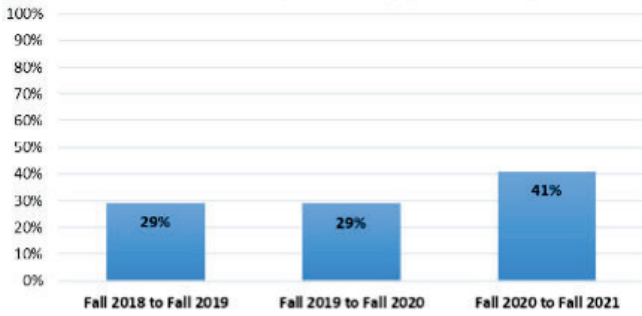
- Pre-Engineering
- Natural Resource Management

Certificate

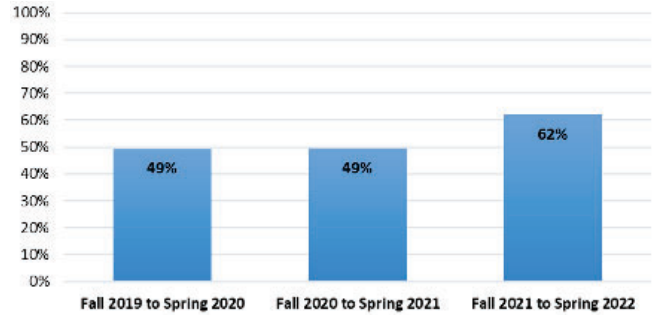
- Carpentry
- Dakota Language
- Administrative Assistant
- Professional Driver Training (CDL)

The associate degrees and certificates prepare students for transfer to baccalaureate programs and/or for seeking employment.

Retention Fall-to-Fall All Students (excluding graduates)



Persistence Fall-to-Spring All Students (excluding Fall graduates)



Affordable & Accessible

Estimated Cost of Attendance

Tuition and fees*: \$1,975
 Books (approximate): \$700

 Total per Semester: \$2,675

*Some program fees vary.

Higher Education

benefits the individual, the family, and the community.

For **2018-2019*** CCCC contributed to the region's economy

\$12.5 million

in added income which supported

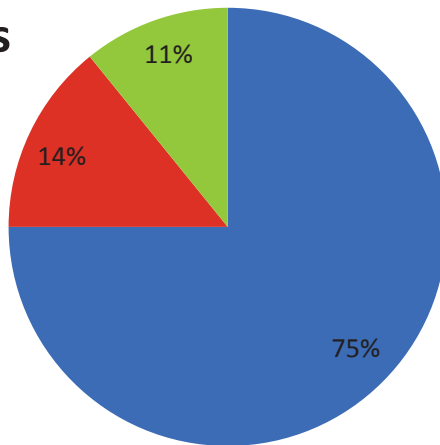
237 jobs.

*CCCC/EMSI Economic Impact Study

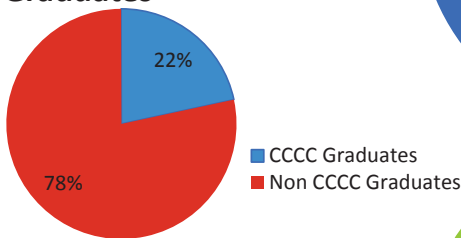
Employees

Employee Status

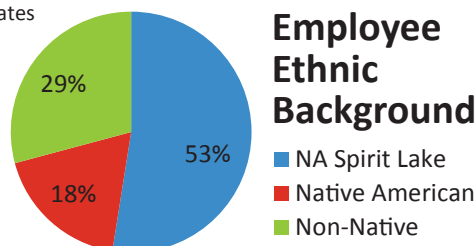
- Full Time Employees
- Part Time Employees
- Temporary Employees



Employee Graduates



Employee Ethnic Background



CCCC Employees 74
 CCCC Head Start Employees 46
 July 2022



- Woksape** - Wisdom
- Wicowahba** - Humility
- Wowaditake** - Courage
- Wawokiya** - Generosity
- Wowaditake** - Fortitude
- Waohoda** - Respect
- Ohañ Owotana** - Honesty



CANKDESKA CIKANA
 COMMUNITY COLLEGE
 Spirit Lake Tribe

August 5, 2022

CCCC FACT SHEET

The Economic Value of Cankdeska Cikana Community College FACT SHEET



CANKDESKA CIKANA
COMMUNITY COLLEGE
Spirit Lake Tribe

CANKDESKA Cikana Community College (CCCC) creates a significant positive impact on the business community and generates a return on investment to its major stakeholder groups—students, taxpayers, and society. Using a two-pronged approach that involves an economic impact analysis and an investment analysis, this study calculates the benefits received by each of these groups. Results of the analysis reflect fiscal year (FY) 2018-19.

Economic impact analysis

In FY 2018-19, CCCC added **\$12.5 million** in income to the CCCC Service Area^{*} economy, a value approximately equal to **1.6%** of the region's total gross regional product (GRP). Expressed in terms of jobs, CCCC's impact supported **237 jobs**. For perspective, the activities of CCCC and its students support **one out of every 49 jobs** in the CCCC Service Area, which is a significant portion of the regional labor market.

OPERATIONS SPENDING IMPACT

- CCCC employed 135 full-time and part-time faculty and staff. Payroll amounted to \$6.6 million, much of which was spent in the region for groceries, mortgage and rent payments, dining out, and other household expenses. The college spent another \$4.7 million on day-to-day expenses related to facilities, supplies, and professional services.
- The net impact of the college's operations spending added **\$8.6 million** in income to the regional economy in FY 2018-19.

STUDENT SPENDING IMPACT

- Some in-region students, referred to as retained students, would have left the CCCC Service Area for other educational opportunities if not for CCCC. These retained students spent money on groceries, mortgage and rent payments, and other living expenses at regional businesses.
- Additionally, in-region students who would have remained in the CCCC Service Area even if CCCC did not exist spend more money in the region while attending college because of the scholarships and grants they receive.

* For the purposes of this analysis, the CCCC Service Area is comprised of Ramsey and Benson Counties.

IMPACTS CREATED
BY CCCC IN FY 2018-19



\$8.6 million
Operations Spending Impact



\$195 thousand
Student Spending Impact



\$3.8 million
Alumni Impact



\$12.5 million
TOTAL IMPACT

- OR -

237
JOBS SUPPORTED



- The expenditures of these students in FY 2018-19 added **\$195 thousand** in income to the CCCC Service Area economy.

ALUMNI IMPACT

- Over the years, students have studied at CCCC and entered or re-entered the workforce with newly-acquired knowledge and skills. Today, many of these former students are employed in the CCCC Service Area.
- The net impact of CCCC's former students currently employed in the regional workforce amounted to **\$3.8 million** in added income in FY 2018-19.



Investment analysis

STUDENT PERSPECTIVE

- CCCC's FY 2018-19 students paid a present value of **\$205.3 thousand** to cover the cost of tuition, fees, and supplies. They also forwent **\$183.6 thousand** in money that they would have earned had they been working instead of attending college.
- In return for their investment, students will receive **\$2.5 million** in increased earnings over their working lives. This translates to a return of **\$6.50** in higher future earnings for every dollar students invest in their education. Students' average annual rate of return is **24.4%**.

TAXPAYER PERSPECTIVE

- As a result of CCCC, taxpayers across the U.S. will benefit from added tax revenue, stemming from students' higher lifetime earnings and increased business output, amounting to **\$4.4 million**. A reduced demand for government-funded services in the nation will add another **\$219.6 thousand** in benefits to taxpayers. Total benefits to U.S. taxpayers amount to **\$4.6 million**.
- At the state level, the added tax revenues and government savings created in North Dakota amount to **\$1.5 million** in benefits.

SOCIAL PERSPECTIVE

- In FY 2018-19, society invested **\$11.6 million** to support CCCC. In turn, the national economy will grow by **\$16.8 million**, over the course of students' working lives. Society will also benefit from **\$425.2 thousand** of public and private sector savings.
- For every dollar invested in CCCC in FY 2018-19, people across the U.S. will receive **\$1.50** in return, for as long as CCCC's FY 2018-19 students remain active in the workforce. This means that the benefits not only cover the cost of society's funding, but generate a surplus of benefits for people in the U.S.

STUDENTS SEE A HIGH RATE OF RETURN FOR THEIR INVESTMENT IN CCCC



24.4%

Average annual return for CCCC students



9.9%

Stock market 30-year average annual return



0.8%

Interest earned on savings account (National Rate Cap)

Source: Forbes' S&P 500, 1989-2018. FDIC.gov, 6-2019.



FOR EVERY \$1...



Students gain

\$6.50

in lifetime earnings



Society gains

\$1.50

in added income and social savings



National taxpayers gain

\$4.6 million

in added tax revenues and public sector savings

North Dakota taxpayers gain

\$1.5 million

in added tax revenues and public sector savings





Unmet Needs List
August 9, 2022

Professional staff (6 FTEs) (librarian, counselor or social worker, technology and IT security, development and assessment)	\$400,000
Library acquisitions, tech upgrades	\$100,000
Adult Learning Center (GED) services, tech upgrades	\$150,000
Student support (gift cards for food, gas; Emergency Fund, tech and tutor help)	\$250,000
Facility Upgrades (curbing, sidewalks, computer and security upgrades, maintenance support)	\$250,000
CCCC Head Start Facility tech/security upgrades	\$ 50,000
Cultural restoration (development of tribal member faculty, programming)	\$250,000
Equipment/vehicles (student van, tractor for community gardening program, lawn equipment)	\$400,000
Construction projects	<u>\$7,750,000</u>
Tiny Houses for student housing (12 units)	\$2 million
Cultural Arts Center/Spirit Lake Heritage Center	\$4 million
CDL classroom/lab/parking lot	\$1 million
Library entrance improvement, expansion	\$750,000
Total Unmet Need for CCCC	\$9,600,000