

# MICROFILM DIVIDER

OMB/RECORDS MANAGEMENT DIVISION

SFN 2053 (2/85) 5M



ROLL NUMBER

DESCRIPTION

104/88

2005 HOUSE EDUCATION

HB 1048

2005 HOUSE STANDING COMMITTEE MINUTES

BILL/RESOLUTION NO. **HB 1048**

House Education Committee

Conference Committee

Hearing Date **19 January 05**

Tape Number	Side A	Side B	Meter #
1	x		2337 - end
2	x	x	0 - end 0 - 4600

Committee Clerk Signature



Minutes:

**Chairman Kelsch** opened the hearing on HB 1048. She welcomed all the children in the audience and asked them to stand, be recognized and please identify themselves.

**Rep. Herbel, District 16, introduced the bill.** The bill will keep the standards for health and PE as they have been. During the last session the legislature added language requiring all schools to offer health and PE every year. My intent was not that it should be a different class every year for every grade through in 9 - 12. I believe the members the legislative assembly had the same interpretation as I did. When we studied that bill I asked representatives from NDEA, DPI, ND School Board Association, ND School Adminsitrators Association, Non-Public Administrators Association and they were all present to provide input for our meeting. When we finished I believe they were all of the same opinion. DPI has chosen to require schools to make schools make available a different health class and PE class for every grade in 9 - 12, all of which would be different. This would require a huge number of new instructors being hired

without any funding to follow them. With schools struggling as they are, we can't place this kind of burden on them. I'm not opposed to health and PE as some have suggested to me already. I happen to have a degree in mathematics and PE and I have taught both. The problem with making Health and PE available will be simply that we don't have the dollars in the budget to do that. You will note there is an emergency on the clause on the bill so it would take effect immediately.

**Chairman Kelsch:** If it doesn't become effective prior to August 1, some of the school districts would still need to be complying with the old law at registration.

**Bev Nielson, ND School Board Association,** testified in favor of HB 1048. It's not their intention to make light of or to debate the importance of healthy choices made by people or societal obesity rates. What we are talking about today is whether schools can add to their curriculum six more sessions of classes to find teachers for, to fit into the schedule, and find space for.

**Rep Solberg:** Is that why we are striking "each school year"?

**Nielson:** Correct. And, leave it as it now. They are offered a half unit of Health and a half unit of PE.

**Rep. Herbel:** How many schools presently offer Health and PE every year to every grade?

**Nielson:** I don't believe that any school, and I could be wrong because I don't have data, offers a separate Health curriculum four years in high school. Some larger schools do offer PE every year. In smaller schools some of the PE teachers teach other subject so if we have to move over to extra sessions of PE, we are going to have to go looking for highly qualified teachers to

replace those PE teachers in the core academic classes they teach now. It could be a real problem.

**Rep. Sitte:** Could you tell me, in a small school why would 9th grade PE have to be separate from 10th or 11th? Why couldn't 9th grade PE be delineated as basketball, volley ball and tennis? 10th grade be bowling, and whatever else? Why couldn't the school rotate and put all 9, 10, 11 students through all of those classes together?

**Nielson:** The ways the schools are staffing right now, they wouldn't have the staff to do that. There's no way to do that without adding staff.

**Chairman Kelsch:** Is there anything in this bill or anything in statute that precludes a school district from requiring a student to have two full years of PE or Health for graduation?

**Nielson:** There is nothing that precludes that. Fargo used to require 4 years. Schools in some states don't require PE for varsity athletes. Schools can set any graduation requirements they want and if they want to require two or three years of PE for graduation, they have to staff it and offer it.

**Rep. Hawken:** You made a comment that we have to keep in mind as we listen to testimony. This bill came about because of academic equity, did it not? Nothing precludes the school district, if the patrons desire, from adding any amount of this to their curriculum?

**Nielson:** This bill came about to have academic core courses to the highest level available across the state. In communities where they wanted it, they find a way to add it. Requiring it for all districts is a mandate that's hard to do right now.

**Rep. Herbel:** If we say "make available," once they've met the requirements of having the PE, most of the kids that really need the class would perhaps not take it?

**Nielson:** From my personal experience, those who are interested in physical activity are physically active, those who aren't won't take it.

**Rep. Hunsakor:** Except for financial concerns, what would be your thoughts to change 1/2 unit to a full unit? Health issues and obesity are a problem with children. That way we would have more that may be available.

**Nielson:** I'll ask the administrators who will testify to speak to that. Again, please don't think we are making light of society's problems with obesity. It just becomes a matter of what mandates and requirements are being placed on schools right now. We think there are other venues in the community if the parents and children are so inclined.

**Rep. Norland:** I think for years there's been a misconception of what PE is all about. If you look in the DPI manual, it's stated as a social activity and has nothing to do with physical fitness.

**Rep. David Monson, District 10, and school superintendent and principal at Edinburg,** testified in favor of the bill. The bill we passed last session wasn't exactly what we thought we were passing. I didn't realize I would have to hire half time PE and Health teachers for my little school. If this doesn't get passed it's going to cost me about \$30,000 and I don't think that's what we intended.

**Mary Wahl, ND Council of Educational Leaders,** testified in favor of the bill. (Testimony attached.)

**Doug Johnson, ND Council of Educational Leaders,** testified in favor of the bill (Testimony attached.)

**Harold Knoll, superintendent of Park River Public Schools and representative of the Multi-County Administrators,** testified in favor of the bill. (Testimony attached.)

**Rep. Hanson:** Why are you just picking Health and PE? We increased Math from 3 to 4, Social Studies from 3 to 4, Fine Arts from 1 to 2. Why just Health and PE?

**Knoll:** In those curricula we do have a scope and sequence that articulates over a four-year period all the way through the grades. Those are valuable to us to meet the NCLB requirements. We do have those offerings in the core requirements right now.

**Rep. Hanson:** On the list you are asking only \$30,000?

**Knoll:** That would be one fte and its conservative. It think we could do some reassigning of teachers who are certified to teach Health and PE

**Rep. Sitte:** Have a lot of schools met that 4th year Math requirement by cutting Algebra II in half? Is it easier to meet some of the other requirements because you just changed scope and sequence?

**Knoll:** We've always had the scope and sequence for Math because it was target area for our school improvement. We added another elective for Math just to make sure we would be meeting the NCLB.

**Rep. Hunsakor:** The 9th and 10th graders in your school, do they have to take PE? Is it a may or a must.

**Knoll:** It's required to fulfill that one unit of PE and Health which is presently in statute, but we go beyond that.

**Rep. Hunsakor:** We're looking at this bill that says 1/2 unit of PE period. What would your thoughts be on "may" or "must" and change it to one unit.

**Knoll:** The accreditation process is a two-year process is over a two-year period, and accreditation is tied into the funding. If you have that each year we would be in favor of just a half credit of Health over a two-year period.

**Rep. Mueller:** If the law stood as is and we didn't make this change, how many students, in your best guess, would be taking advantage of the additional course offerings?

**Knoll:** It's difficult. We have a 7-period day. To graduate from Park River you need 22 credits. In a seven-period day, in order to get the electives in there, we may have 3 or 4. They get stretched so thin now with the electives and required. I would like to see more discussion and better partnership. Some of the students are getting Health, but it's integrated in other disciplines like some of the courses we offer in Consumer Science and vocational classes.

**Mike Nelson, Hazen Public High School,** testified on behalf of the bill and distributed a fact sheet showing the impact of the present requirements on Hazen (**attached**). They will need to add two additional staff members and do not have the space required for the courses. They are not opposed to the concept, but are concerned with the financial impact.

**Rep. Herbel:** Will you need to eliminate other electives?

**Nelson:** I'm not sure how we can do it, we could reduce Social Studies and Math electives and move those people to those spaces.

**Rep. Hanson:** Can you offer during summer school? Could you offer Health then?

**Nelson:** We offer two classes of PE in summer school and we could offer Health.

**Steve Randon, superintendent of Garrison Public School** testified in favor of the bill. In Garrison they have activity night sponsored by FFA and FBLA their largest non-athletic activities. The sponsor battle ball, volley ball. They are concerned with Health choices but are

not mandating it, they sponsor activities such as open gym in the early morning and Sundays.

They have their food service worker training to provide better food choices. Weight Watchers meets in their school and have shed 180 lbs.

**Rep. Meier:** How many students participate in the extracurricular activities you talked about.

**Randon:** 80 percent of our student body grades 7 through 12.

**Frank Schill, superintendent of Cavalier Public School,** testified in favor of the bill.

**(Testimony attached.)**

**Joe Westby, NDEA,** testified that his organization supports the concept of physical activities for students and are concerned the about the cost problems and other problems for school districts.

**Amy Heuer, ND Association of Health, Physical Education, Recreation and Dance,** testified in opposition to HB 1048 **(Testimony attached.)**

**Tim Kolsrud, educator at BHS and part time Physical Education teacher,** recommended a do not pass on the bill.

**Jackie Strome, senior at BHS,** testified against the measure. **(Testimony attached.)**

**Ben Stuber, senior at BHS,** testified against HB 1048. **(Testimony attached.)**

**Cody Myers, senior at BHS,** testified against the bill. **(Testimony attached.)**

**Dr. Parag Kumar, Asst. Professor of Pediatrics, UND school of Medicine and Health Science, Medcenter One Health Systems,** testified in opposition to the bill. **(Testimony attached.)**

**Dr. Todd Twogood, pediatrician at Medcenter One and president-elect ND Academy of Pediatrics,** testified in opposition. **(Testimony attached.)**

**Amanda Schreiber, senior at BHS,** testified in opposition. **(Testimony attached.)**

**Deanna Askew, co-chair, Health North Dakota Physical Activity Committee**, testified in opposition. (Testimony attached.)

**Terry Dwelle, State Health Officer**, testified in opposition. (Testimony attached.)

**Valerie Fisher, director of School Health, DPI**, testified in opposition. (Testimony attached.)

**Chairman Kelsch closed the hearing and asked if any of the people wishing to yet testify submit their testimony to the committee for later perusal.**

The following was submitted and is **attached** to these minutes:

**In Favor of HB 1048:**

**Elroy Burkle, superintendent, Starkweather Public School District #44**

**In Opposition to HB 1048:**

**Karen Ehrens, legislative chair, North Dakota Dietetic Association**

**June Herman, American Heart Association**

**Anita Decker, director, School Approval and Accreditation, DPI**

2005 HOUSE STANDING COMMITTEE MINUTES

BILL/RESOLUTION NO. **HB 1048**

House Education Committee

Conference Committee

Hearing Date **26 January 05**

Tape Number	Side A	Side B	Meter #
2	A		2900 - 4700

Committee Clerk Signature



Minutes:

**Chairman Kelsch** opened discussion on HB 1048 and asked the wishes of the committee.

**Rep. Hawken:** I move **Do Pass on HB 1048.**

**Rep. Herbel:** I **Second.**

**Discussion:**

**Rep. Mueller:** I'm sure you got all kinds of e-mail on this. Would it be possible to a subcommittee on this to see if there is a happy in between we could make more folks happy with.

**Rep. Herbel:** I think the issue is probably a matter of interpretation and intent from the last session. This bill is an attempt to correct that. I believe strongly that if a change in the curriculum should take place it should be in a different bill. This wasn't a question of if PE is good or bad, it's a question of interpretation that the superintendents in four counties in the northeast wanted to clarify. This bill clarifies what was legislative intent last time. If it was clear enough or not, I'm not going to debate that issue. We are not reducing curriculum we are

leaving it the same. There was some misinformation conveyed. I think they were told we were reducing the curriculum. If you look at the e-mails that's what nearly all of them cited.

**Chairman Kelsch:** Rep. Meier do you have the resolution you are working on regarding recess because I asked you to incorporate some of the healthy conversations because of this bill. Do you want to quickly read it.

**Rep. Meier:** It's in rough draft at this time, but I can read it. She read the draft.

**Rep. Hawken:** I think one of the reasons this is going on is we broke the units out last time to say 1/2 of each which is the same. It looks like we took it from 1 to 1/2.

**Rep. Herbel:** That was done because of the interpretation of what we had instituted. There was some concern it would be interpreted as one unit of Health and then another separate unit.

**Rep. Hunsakor:** I just did a survey among the small schools in my district and asked them what percent of kids are involved in some sport other than PE and found out that in many schools it's 80 - 90% of boys and girls who are involved in sports. The smallest percentage was 69%. These kids are getting involved in physical activity five days a week.

**Rep. Hawken:** There's nothing that says a school can offer as much as they want. This is a bare minimum. A local school district can have 16 if they want them.

**Rep. Haas:** We had a lot of debate on this last session. I think what we said was you have to offer Health every year, but in any year you could have 9, 10, 11, & 12 graders in that class. The requirement for graduation is 1/2 unit. But to give students more flexibility in scheduling the class was to be offered every year and they could make sure they got it in one of those four years. The same thing is true in PE. That was our intent.

**Rep. Herbel:** I talked to Dr. Twogood when we left here and explained the bill to him. He said he was blind sided. So there was some information given out by someone who said we were cutting curriculum.

**Rep. Hanson.** Would Rep. Haas make that into a substitute motion.

**Rep. Haas:** I don't think we need to make a motion, it's clear.

**Chairman Kelsch:** Rep. Haas has put it into the record what legislative intent was two years ago and what it is now.

**Rep. Hanson:** I don't know why did they just pick on Health and PE with all the other changes we made last year?

**Rep. Herbel:** DPI interpreted things we didn't intend.

**The question was called:**

**Yes:**   10   **No:**   2   **Absent:**   2   **The motion passed.**

**Rep. Herbel will carry the bill.**

Date:  
Roll Call Vote #:

26 Jan 05  
1

2005 HOUSE STANDING COMMITTEE ROLL CALL VOTES  
BILL/RESOLUTION NO. 1048

House Education Committee

Check here for Conference Committee

Legislative Council Amendment Number

Action Taken *No Pass*

Motion Made By *Hawken* Seconded By *Herbel*

Representatives	Yes	No	Representatives	Yes	No
Chairman Kelsch	✓		Rep. Hanson		✓
Vice Chairman Johnson	✓		Rep. Hunsakor	✓	
Rep. Haas	✓		Rep. Mueller	✓	
Rep. Hawken	✓		Rep. Solberg	0	
Rep. Herbel	✓				
Rep. Horter	0				
Rep. Meier		✓			
Rep. Norland	✓				
Rep. Sitte	✓				
Rep. Wall	✓				

Total (Yes) 10 No 21

Absent 2  
Floor Assignment *Herbel*

If the vote is on an amendment, briefly indicate intent:

**REPORT OF STANDING COMMITTEE (410)**  
January 26, 2005 12:47 p.m.

**Module No: HR-17-1093**  
**Carrier: Herbel**  
**Insert LC: . Title: .**

**REPORT OF STANDING COMMITTEE**

**HB 1048: Education Committee (Rep. R. Kelsch, Chairman) recommends DO PASS**  
**(10 YEAS, 2 NAYS, 2 ABSENT AND NOT VOTING). HB 1048 was placed on the**  
**Eleventh order on the calendar.**

2005 SENATE EDUCATION

HB 1048

2005 SENATE STANDING COMMITTEE MINUTES

BILL/RESOLUTION NO. **HB 1048**

Senate Education Committee

Conference Committee

Hearing Date March 2, 2005

Tape Number	Side A	Side B	Meter #
1	x		670 - end
1		x	4292-5175

Committee Clerk Signature

*Patty Wilkins*

**Chairman Freborg** opens the hearing on **HB 1048**.

**Relating to required high school units and to declare an emergency.**

**Representative Herbal** - District 16 - Introduced the bill. He said this bill addresses a misinterpretation of what was the legislative intent in the last session. Last session they required all schools make available 1/2 unit of health and 1/2 unit of phy ed each school year. He doesn't believe it was the intent that it should be a different health and different phy ed for each grade 9-12. He said this would create a scheduling nightmare and financial burden on these schools. He said he realizes obesity is a problem the increasing of only making available does nothing to deal with the real problem. For obvious reasons those students are not going to sign up for these classes. HB 1048 does not decrease health and phy ed requirements, it keeps them the same.

He would like a do pass to keep the legislative intent of the previous session.

**Senator Seymour** - Asked about the change.

**Rep. Herbal** - Said it depends on who is interpreting. What they are doing is adding 10th, 11th, 12th possibly if the kids so choose to take it. This is an attempt to clarify this so the schools know how many instructors they are going to have to add or which classes they will eliminate.

**Senator Flakoll** - Asked about the effective date, are they trying to change this before it takes effect.

**Rep. Herbal** - Replied that is correct.

**Senator Erbele** - Asked if the intent is to offer 1/2 unit of health each year but you only need to take it once during 9-12 grade years.

**Rep. Herbal** - He said some schools rotate between health and phy ed.

(meter #1210)

**Mary Wahl** - ND CEL - See written testimony.

(meter #2005)

**Senator Flakoll** - Asked about the math on page 2 of her testimony.

**Wahl** - Said \$3500 is the total cost per family.

**Doug Johnson** - ND Council of Educational Leaders - See written testimony.

(meter #2448)

**Bev Nielson** - ND School Board Association - See written testimony.

(meter #2860)

**Senator Flakoll** - Asked if we are going contrary to what was adopted last session.

**Nielson** - She believes there is a compelling argument for the equity of academic opportunity for students in relation to their career and technical needs to go to work after high school and for entrance in to college. In having to add all the academic classes that they are going to have to add that health and physical education they did not believe met the compelling interests of academic opportunities.

**Senator Flakoll** - Asked about healthy lifestyle requirements referenced in the guidelines of the free constitution.

**Nielson** - Maintains what they do currently in school is sufficient.

**Senator Flakoll** - Said he has read that several times.

(meter #3177)

**Dean Bard** - ND Small Organized Schools - He said this an extremely important piece of legislation for their members. Rural schools have been hit the hardest if this legislation the way it is currently worded goes in to effect. They have raised the requirements of many classes. They have spent a lot of time talking about health and phy ed. They thought they would have to add a staff person for \$30,000 to meet the requirement. He asks to bring the language back to the way it was before it was changed last session.

(meter #3556)

**Harold Knoll** - Superintendent of Park River Public School - See written testimony.

(meter #4527)

**Mike Ness** - Superintendent of Hazen Public School - See written chart that he explains.

He said if the present law were to pass they would have to add additional staff. He told of the bad financial situation they are already in. They need to cut between \$150,000 to \$250,000 out

of their budget. He asks the proponents of the health and phy ed programs to work with DPI to bring them a better program. He agrees with the concept behind this but they can not absorb the cost in their school.

(meter #5118)

**Sophia Pressler** - Past school teacher - She said you folks are responsible to provide course of study where we have common basic subjects. She said the Advisory Commission of Intergovernmental Relations is a run away train. Changing from one program to another is very costly.

(meter #5506)

**Dick Schaffen** - Superintendent of Solen and Cannon Ball - He first spoke as a parent and believes parents need to take responsibility for the health of their children. He said his administrative team has had to cut \$500,000 out of the budget. They are working to maintain No Child Left Behind. They cannot find money to hire a phy. ed teacher.

(meter #6033)

**Terry Dwelle** - State Health Officer of ND - In opposition - See written testimony.

(end of tape 1, side A, #6239)

(side B, tape 1)

**Dwelle** - Continued, written testimony.

(meter #370, side B)

**Senator Flakoll** - Asked for any data relative to high schoolers use of meth or incidence of vd.

**Dwelle** - Said he can get that. He said there certain parts of the state that have more meth use than others. It is a major epidemic in ND as well as the rest of the nation. He said community

based health care is to move to comprehensive lifestyle choices. They are trying to move people to make healthy choices for their future. Tobacco use, diet and alcohol use are still the #1 reasons for death.

(meter #520)

**Anita Decker** - Director of School Approval and Accreditation for the DPI - See written testimony. Speaking in opposition.

(meter #1420)

**Bonnie Staiger** - American Heart Association - They recommend a do not pass based on DPI data. If this bill passes she would like a delay in implementation.

(meter #1515)

Close the hearing on HB 1048

(meter #4300, tape 1, side B)

Discussion on HB 1048

**Senator Seymour** - He thinks there seems to be some confusion on the requirements.

**Senator Freborg** - Said he doesn't believe the committees did not interpret what they did the way DPI did. He is surprised they did not go back and listen to tapes, legislative intent would have some bearing however at this point its immaterial. He said he believes there is a gross misunderstanding.

**Senator Seymour** - He talked of declining enrollment in schools.

**Senator Taylor** - Suggested a couple amendments. Said there is nothing stopping schools right now from offering these classes.

Page 6

Senate Education

Bill/Resolution Number **HB 1048**

Hearing Date March 2, 2005

**Senator Freborg** - Wondered how much good it was doing anyway. The students has to want to do it and they have plenty opportunity.

**Senator Erbele** - Motioned for a do pass

**Senator Taylor** - Seconded

**Senator Seymour** - Said he thinks with DPI things are in place and he does not totally agree with a do pass.

Roll taken, 4 yes, 2 no.

Do Pass

**Senator Taylor** will carry.

(meter #5170)

Date: 3/2/05  
Roll Call Vote #: 1

2005 SENATE STANDING COMMITTEE ROLL CALL VOTES  
BILL/RESOLUTION NO. 9048

Senate SENATE EDUCATION

Committee

Check here for Conference Committee

Legislative Council Amendment Number

Action Taken *Do Pass*

Motion Made By *Erbele*

Seconded By *Taylor*

**Senators**  
CH- SENATOR FREBORG  
V-CH- SENATOR G. LEE  
SENATOR ERBELE  
SENATOR FLAKOLL

Yes No  
✓  
✓  
✓  
✓

**Senators**  
SENATOR SEYMOUR  
SENATOR TAYLOR

Yes No  
✓ ✓

Total (Yes) *4* No *2*

Absent

Floor Assignment *Taylor-*

If the vote is on an amendment, briefly indicate intent:

**REPORT OF STANDING COMMITTEE (410)**  
March 2, 2005 12:53 p.m.

**Module No: SR-38-3964**  
**Carrier: Taylor**  
**Insert LC: . Title: .**

**REPORT OF STANDING COMMITTEE**

**HB 1048: Education Committee (Sen. Freborg, Chairman) recommends DO PASS**  
**(4 YEAS, 2 NAYS, 0 ABSENT AND NOT VOTING). HB 1048 was placed on the**  
**Fourteenth order on the calendar.**

2005 TESTIMONY

HB 1048

**TESTIMONY ON HB 1048**

Mary Wahl, NDCEL

The impact of adding 1½ units of health and 1½ units of physical education to the offerings at the high school level would be significant for school districts throughout North Dakota. Some representatives of school districts are here today to share that impact information with you. We also have handout material summarizing that impact.

Before Dr. Johnson presents the summary and before the school representatives speak, we believe it is important to set forth a framework in which this discussion can take place.

Firstly, schools are strapped for money especially in light of mandates that have been imposed upon them at the national level and at the state level. For example, the section of law which we are discussing today not only affects physical education and health offerings but will also require all school districts make available to students four units of math and social studies rather than the current three, an additional unit of fine arts and two units of a foreign language. Some school districts are already meeting these standards; others will struggle financially and with staffing to comply with this mandate.

Secondly, a question we would ask you to keep in mind as this debate unfolds is just how many students who might best benefit from these offerings will enroll in them. These additional units would be voluntary enrollment courses and we would wonder if many students who are overweight and inactive would choose to enroll in them

Lastly, we urge you to consider the saying that "it takes a whole village to raise a child." We would suggest that much of our youth obesity/inactivity problem is beyond the scope of schools to address. A national survey of 800 plus mothers of children 2 years of age and under found that 50% didn't know the daily nutrition guidelines for their child. Research indicates that the average American child watches 4 hours of television daily. A study of researchers at John Hopkins University School of Medicine along with experts at the CDC and the National Institutes of Health concluded that a child's weight increases with the number of hours he or she spends watching television each day. The study's authors point out that the average high school graduate will likely spend 15,000 to 18,000 hours in front of a television but only 12,000 hours in school. These examples suggest that much of this youth obesity/inactivity problem is beyond the scope of schools to address.

The Health Department and the medical community could have a significant impact on this problem by together establishing a comprehensive program to educate parents with regard to proper nutrition and exercise for their children. We believe that this type of program, targeting parents and supplementing what programs schools are offering, could significantly impact the youth obesity/inactivity problem we are all trying to address.

We ask you to keep these points in mind as you listen to the impact these additional requirements could have on school districts.

HB1048  
19 JAN 05

# Testimony on HB 1048

By

Dr. M. Douglas Johnson, Assistant Executive Director—NDCEL

Madam Chairman and members of the Committee, my name is Doug Johnson and I am the assistant executive director of the ND Council of Educational Leaders which represents North Dakota's school leaders. I am here to testify in support to HB 1048.

We philosophically agree that the offering of additional physical education and health classes would be a benefit for our students. These courses help address issues of obesity and the teaching of living healthy life styles. However, we also believe that it is a choice that needs to be made at the local level, based on local needs and the district's ability to accommodate their choice to support additional classes in health and physical education. Without the adoption of HB 1048, all school districts will have to offer a half credit of health and a half credit of physical education each year. This, in essence, becomes an unfunded mandate to increase the course offerings for every school that currently does not offer these course opportunities. This will have a significant impact on school district budgets and facilities.

The NDCEL conducted a survey to determine what impact the current law would have on school districts if HB1048 is not passed. The survey asked how many staff would need to be hired to meet the current law, what the cost of those hires would be to the district, and what other impacts such as classroom space, curriculum materials, and scheduling conflicts would be created if they had to offer these classes each year. School superintendents representing nearly 50 school districts across our state responded to the survey. They estimated that they would need to hire nearly **46.50** health/physical education teachers to meet the requirement. The cost of these hiring the additional staff to meet the requirements would be nearly **\$1,543,000**. When asked what other impacts this would have on their school districts, superintendents cited the scheduling conflicts, classroom space and the elimination of electives to offer these newly required courses as the biggest obstacle they face in the implementation of the law as it is currently written. The summarized responses from the superintendents are included in my testimony. However, I thought some comments from superintendents were representative of the nearly 50 that I received and they are shared below:

"At a time of declining enrollment it is extremely difficult to add staff and curriculum in this area. We have a good number of students that earn more than one credit in phy ed now but with less money coming in to spend it in this manner does not make sense to me. At Garrison we are finding better ways to address the health and physical fitness of our students and community."

"...if the health dept. wants to fund the additional teachers from their budget, then we would be more than happy to hire them."

I would like to see the health department pay for flu shots for all employees and students in each school district in the state. While I believe that this would be of great health value to all in education, I would not lobby to "tell them what to do". Much the same as I do not want them lobbying to tell me how to spend my money."

"No one is more of an advocate for physical activity opportunities for students than I am. However, it would seem that this very well may be one of those "societal ills" that we leave in the hands of parents (heaven forbid!) When I see students being dropped off 10 feet from the school door instead of being allowed to walk the 6-10 blocks from home to school, I'm not sure that families have fully realized how important it is for their kids to get some exercise. Perhaps the Dept of health, etc. could spend some of the tobacco money or their budget to do a media and training blitz for our parents and the public. That way perhaps our "educating" budgets could be used to meet the increased demands we face from, among other things, NCLB."

"Time becomes a problem as well as elective courses that are offered. Medina Public School currently requires 25 credits to graduate and that number allows for 1 credit of Phy. Ed. and a half unit of Health. If we need to offer a credit every year we will be forced to drop our elective classes, when at this time, schools are under fire from the press and government that we are not preparing the students for the future. What classes get eliminated, vocational, foreign language, Advanced Science and Math, technical classes? Where does it all end? All the phy ed in the world is not going to keep students from consuming chips and pop, Big Macs, super burgers etc. Where are the parents? Sorry for venting."

"Student schedules are already full. What class should not be offered in order for students to take a health or PE class. We are a small school and do not have the students to make all classes offered viable. Do we place less emphasis on music, science, math during a 7 period day so students have access to health & PE? We are not certain what type of class will count as a Health Class. Will Health Careers be ok? If not than we need to make available another type of health class. Where do we find the teacher time?"

"We do not have the staff to implement the law as written. Nor is there a need. Our state needs to get on the bandwagon with the feds in all respects. The emphasis right now is on English/language arts and mathematics. We have are hands full trying to staff highly qualified teachers in core subjects and elementary school. The department of health should watch our kids in small schools. They are constantly on the go and involved in all types of athletics and other activities. Additional staff would cost us between \$15,000 - \$25,000 depending on the availability of a part time health and PE teacher in Scranton? Good luck, this is a crazy law."

Madame Chair, members of the House Education Committee, this concludes my testimony. I encourage your committee to give HB 1048 a do pass vote. At this time I would be happy to answer any questions that you have. However, we do have many administrators hear who would be happy to testify and be able to give you a more detailed explanation of the impacts of this law on their school districts.

Staffing and Financial Impact of HB 1048 is not Passed

City	District	Superintendent	Staffing	Cost	Other
Alexander	Alexander	Murray Kline	0.00	0	We offer Health/PE to all students Grd 7-12 every year
Anamoose	Anamoose	Steve Heim	0.50	14,200	
Berthold	Lewis and Clark	Brian Nelson	2.00	60,000	No space for additional teachers
Buxton	Central Valley	Marcia Hall	1.00	36,000	Too many conflicts if classes cannot be offered against required classes
Crosby	Crosby	Art Schilke	0.50	18,000	Getting 1/2 time staff tough - might drop electives and use ITV for health
Des Lacs	Burlington	Clark Ranum	1.00	30,000	Space a huge issue - we have no open rooms.
Devils Lake	Devils Lake	Steve Swiontek	0.00	0	Supports bill because its an unfunded mandate as currently written
Enderlin	Enderlin	Jon Kringen	0.50	17,500	Have increased grad requirements in math& science-electives will take hit
Fargo	Fargo	Chuck DeRemmer	0.00	0	Opposes bill- doesn't know why we wouldn't assure health/wellness first
Fordville/Lankin	Fordville Lankin	Jeff Watts	0.00	0	
Garrison	Garrison	Steve Brannan	1.00	30,000	With declining enrollment it is extremely difficult to add staff!
Grand Forks	Grand Forks	Mark Sanford	6.00	250,000	Curriculum Development Cost - Especially for health
Gwinner	North Sargent	Sandra Willprecht	0.60	19,200	gym time
Harvey	Harvey	Robert Marthaller	0.50	15,000	Many scheduling conflicts - requiring elimination of some electives
Hazen	Hazen	Mike Ness	2.00	78,726	We don't have gym space for the PE classes
Hurdsfield	Hurdsfield	Julie Hartman	0.00	0	We just have a district of 20 students in K-8: the bill has for high schools
Kindred	Kindred	Steve Hall	1.50	44,000	Space, Time Curriculum, Equipment (\$5000)
Kulm	Kulm	Dan Bauer	0.42	15,000	Student schedules already full. Will Health Careers be OK or do we add?
Langdon	Langdon	Rich Rogers	1.00	30,000	Difficult to schedule gym space for additional PE
Leeds	Leeds	Joel Bratten	0.50	17,500	Space, Time Curriculum, Equipment
Litchfield	Marion	Jim Gross	0.50	17,572	No room in schedule; no classroom space; where will we get the teacher?
Mandan	Mandan	Kent Hjelmstad	3.00	100,000	We would need three more classrooms
Medina	Medina	James Dunnigan	1.00	29,500	We require 25 credits to graduate- would drop electives in lieu of PE
Midway	Midway	Roger Abbe	1.50	12,000	We would eliminate electives and use current staff as much as possible
Minot	Minot	Dave Looysen	0.00	0	
Minto	Minto	Harold Mach	1.00	26,000	All K-12 recess and noon hours outside - we only have one gym
Montpelier	Montpelier	Lynn Krueger	1.00	29,000	gym space and classroom for health
New England	New England	Noel Lunde	1.00	0	none
NewTown	New Town	Ed Slocum	2.00	70,000	This comes at a time when we might be RIFing Teachers - NOT GOOD!
Northwood	Northwood	Jack Maus	0.50	15,000	Scheduling concerns
Edinburg	Edinburg	Dave Monson	1.00	32,000	This will cost us and it's also assuming I can find someone to teach them
Park River	Park River	Harold Knoll	1.00	32,000	Classroom space,
Richardton	Richardton/Taylor	Gary Quintas	1.00	30,142	Cost are for a first time teacher -no space - some classes would be merged
Richland Co	Richland C.	Wayne Ulven	0.00	0	Would use current staff - but would be very short of gym space
Rolla	Rolla	Rob Lech	0.57	16,266	There are no space or time constraints
Rollette	Rollette	Brad Webster	2.00	56,000	Whole state will be competing for PE/Health Teachers - Hiring pool tight
Sawyer	Surrey	Bob Briggs	1.00	34,000	Space, Time Curriculum, Equipment
Scranton	Scranton	John Pretzer	0.70	22,000	We don't have the staff to implement and question if we can find hire one
Solen	Solen	Dick Schaffan	2.00	75,000	Can't afford to hire one more teacher- we'll be in non compliance
Stanley	Stanley	Wayne Stanley	1.00	35,000	Students would loose option to other electives
Starkweather,	Boarder Cent	Eloy Burkle	0.30	15,000	
Strasburg	Strasburg	Jim Eiseman	0.30	9,200	

Staffing and Financial Impact if HB 1048 is not Passed

Tappen	Tappen	Leonard Bjerklie	0.00	0	I understand need for 4 yrs of PE -but not health
Thompson	Thompson/Larimc	Ron Stahlecker	0.57	18,000	Would have to offer 3 more periods of health - PE already offered
Tioga	Tioga	David Rust	0.50	19,200	need to hire a 1/2 time Health PE teacher extremely difficult
Valley City	Valley City	Dean A. Kopplemar	2.00	75,000	
Williston	Williston	Warren Larson	2.00	100,000	Finding space for 2 more teachers at high school difficult
Wimbeldon	Courtney	Steve Colby	0.00	0	None
		<b>Totals</b>	<b>46.46</b>	<b>1,543,006.31</b>	

TESTIMONY

AMMENDMENT TO 15.1-21-02

EFFECTIVE AFTER JUNE 30, 2005 HIGH SCHOOLS-REQUIRED UNITS

By Harold F. Knoll

Superintendent of Park River Public School

Madam Chairperson and Members of the House of Education Committee:

I am Harold Knoll, Superintendent of Park River School and representative of the Multi County Administrators. I am here to testify in favor of HB 1048 which would change the statute of making available one-half unit of health during each school year and one-half unit of physical education during each school year to half unit of health and half unit of physical education over a four-year period, which is the present approval requirement. During the last minutes of the 58<sup>th</sup> legislative assembly Senate Bill 2154 included language to change the PE/Health required units from one half unit of health and one-half unit of physical education to one-half unit of health during each school year (and) one-half unit of physical education during each school year.

Arguing against making health and physical education available each year to every student 9-12 is like arguing against motherhood and apple pie. With frighteningly high rates of drug and alcohol abuse, depression and suicide, and obesity, how can one reasonably oppose requiring schools to make available health and physical education each year to every student? THERE IS REASON TO OPPOSE SUCH A MANDATE, HOWEVER.

The main reason to oppose the health and physical education requirement each year to every student is that while creating an administrative nightmare, it will not impact behavior. One might reasonably be able to defend requiring a health and physical education class for each student each year; however, simply making it available will accomplish nothing. Students who wish to lead healthier lifestyles will likely be the only ones who enroll. Students who most need to take the class won't.

An example of the phenomenon of the most in need being the least likely to attend is that of the parents who attend parenting classes. The parents who voluntarily attend parenting classes are almost always those who are already doing an exemplary job of parenting. The parents most in need of instruction generally attend parenting classes as a result of a court order. Does that mean offering such classes are a waste of time? Of course not. But the dilemma is in the details when it comes to making health and physical education classes available to each student each school year.

The intent of the new legislation may have been clear when it was adopted; however, the interpretation of this law by the Department of Public Instruction was much different than some of you as legislators gave to us superintendents. Please refer to attachments A, B and C (I will review them with you at this time as this interpretation will have serious impact on the majority of the school districts.) If this interpretation by the DPI were enforced as outlined in Dr. Sanstead's letter dated October 14, 2004, a majority of the public schools in North Dakota would lose foundation aid payments because of not making available ½ unit of health to every student each year. This is not an issue of large schools versus small schools; as it would have a serious financial impact on all schools trying to hire staff for this requirement.

Another point of emphasis to support the amendments in the NDCC 15.1-21-02 is that there aren't any standards and benchmarks established by the DPI for the implementation of a 11<sup>th</sup> & 12<sup>th</sup> grade health curriculum. Offering additional credits in health will not guarantee that students who elect to take these classes will learn important health concepts. Without standards, the curriculum could include any information a district or instructor would choose to teach. The instruction may or may not improve the overall understandings and behaviors of our students related to health.

The Multi-County Administrators urge you to support and adopt the amendments outlined in this bill by Representative Herbel. Thank you for the opportunity to submit this testimony. If I can respond to any questions, or if I can provide any more information that may be useful to you, I would be most happy to do so.

# PUBLIC SCHOOL DISTRICT NO. 78

A

Board of Education:

P.O. Box 240  
Park River, North Dakota 58270

Harold Knoll, Superintendent

Thyle, President  
Benson  
Jana Hankey  
Diana Hahn  
Kenneth Hylden

TELEPHONE (701)284-7164 FAX (701)284-7936  
www.parkriver.k12.nd.us

David K. Beckman, Principal  
High School  
Brenda Nilson, Principal  
Elementary  
Rebecca Svobodny, Business Manager

October 6, 2004

Dr. Wayne G. Sanstead  
State Superintendent  
Department of Public Instruction  
600 E Boulevard Avenue Dept. 201  
Bismarck, ND 58505-0440

Dear Dr. Sanstead:

This letter is written requesting information and interpretation to questions relating to NDCC 15.1-21-02 (Effective through June 30, 2005 High schools -- Required units. The Park River School Board and administration are beginning to plan staffing and curriculum needs for the 2005-06 school term and usually will have 9-12 pre-registration in March for the upcoming school year. To better facilitate this process and also to make sure the Park River School District meets NDCC, I would like you to provide me with a written response as soon as possible to the following questions:

- At Park River we offer Health for one-half credit to the 9<sup>th</sup> and 10<sup>th</sup> grade students. When a senior graduates from Park River he or she will have earned one credit of health; however, this course is not available to the 11<sup>th</sup> & 12<sup>th</sup> grade students. Does this curriculum meet the requirements outlined in statute that states one-half unit of health during each school year? If not, please provide recommendations to fulfill this statute.
- At Park River we offer Physical Education for one-half credit as a 9<sup>th</sup> and 10<sup>th</sup> grade students. A 11<sup>th</sup> grade student would have completed their requirement for Physical Education as a 10<sup>th</sup> graders. Does this curriculum meet the requirement outlined in law that states one-half unit of physical education during each school year? If not, please provide recommendations to fulfill this requirement.
- Two units of fine arts, at least one of which must be music must be made available to each student. What courses other than band and chorus would qualify to meet this requirement?

Your prompt response to these questions would be greatly appreciated as Park River School Board prepares to meet the challenges of providing a quality education for all students.

Sincerely,  
Mr. Harold F. Knoll  
Superintendent

The mission of the Park River Schools is to Promote Learning for all People in a Positive & Caring Atmosphere. The Park River School District does not discriminate on the basis of race, color, national origin, age, gender, sexual orientation, or handicap in its employment policies.



B

Department of Public Instruction

600 E Boulevard Ave., Dept. 201, Bismarck, ND 58505-0440  
(701) 328-2260 Fax - (701) 328-2481  
<http://www.dpi.state.nd.us>

Dr. Wayne G. Sanstead  
State Superintendent

October 14, 2004

Harold F. Knoll  
Superintendent  
Park River Public Schools  
P. O. Box 240  
Park River, ND 58270

Dear Harold:

Your letter surprised me as you have had many conversations with me and I understand with many members of my staff regarding the new curriculum statute, and we all believed that our position was clear. Apparently, you do not feel it was.

The new curriculum statute which goes into effect on July 1, 2005, was introduced by the Legislative Council. The statutory change clearly was not meant to support the status quo. You have repeatedly asked whether the Department intends to obtain a ruling on the health requirement in the statute, and we have told you that we do not intend to do so because we feel the language is clear. It may not be what you'd like to see in the law, Harold, but we feel it is clear.

- You ask if your current health curriculum offering meets the requirements in the new law. No, it does not. The statute requires that 1/2 unit of health be made available each year to every student. According to what you've told us, your district provides no health offering for 11<sup>th</sup> and 12<sup>th</sup> grade students.
- You further ask if your current physical education curriculum offering meets the requirements in the new law. No, it does not. The statute requires that 1/2 unit of physical education be made available each year to every student. According to what you've told us, your district provides no physical education offering for 11<sup>th</sup> and 12<sup>th</sup> grade students.
- You ask about the required units of fine arts: The statute specifies that at least one must be music. The Department has worked with outstanding teachers in developing fine arts state content standards in music, drama, visual arts, and dance. The Education Standards and Practices Board has identified fine arts as music and visual arts; however, they do have standards for dance (within physical education) and for drama (within English). We will accept coursework in English (specifically in drama or theater arts), in physical education (dance only), and in music (excepting individual lessons) toward meeting the

Harold F. Knoll  
October 12, 2004  
Page 2

statutory requirements. We have determined that all art courses will count as fine arts if they are within the course codes 02000; commercial art within the trade and industrial area (commercial art course 17073 and photography 17080) will be counted toward the career and technical education requirement of two credits.

You asked that we provide recommendations, Harold, for your school to meet the statutory requirements in this law. We feel it is clear: according to the statute, you must increase your offerings in health and in physical education to include 11<sup>th</sup> and 12<sup>th</sup> grade students. There is a great deal of information available in educational research as well as in the popular press about our students' problems in these areas. I'm sure you and your board have heard or read a great deal about this concern.

You have told us that you provide music, but I don't recall how many units you make available to students or if you have an arts program. Perhaps we've addressed it adequately above. For that reason, we certainly would have no further recommendation for your third question.

Sincerely,



Dr. Wayne G. Sanstead  
State Superintendent

# PUBLIC SCHOOL DISTRICT NO. 78

C

Board of Education:

P.O. Box 240  
Park River, North Dakota 58270

Harold Knoll, Superintendent

Chyle, President  
Heggen  
Jana Hankey  
Diana Hahn  
Kenneth Hylden

TELEPHONE (701)284-7164 FAX (701)284-7936  
www.parkriver.k12.nd.us

David K. Beckman, Principal  
High School  
Brenda Nilson, Principal  
Elementary  
Rebecca Svobodny, Business Manager

October 16, 2004

Dr. Wayne G. Sanstead  
Department of Public Instruction  
600 E Boulevard Ave., Dept. 201  
Bismarck, ND 58505-0440

Dear Wayne:

Wayne, thank you so much for your prompt and candid response to my letter dated October 6, 2004, in which I requested interpretation to NDCC 15.1-21-02 (effective through June 30, 2005 High Schools-Required units.) Again, I appreciated your telephone conversations with me regarding this matter and I am sorry to hear you were surprised to receive my letter requesting in writing your position of the interpretation of this law. Wayne, I think the experience I had with the late Pete Gefroh and working with the Department of Public Instruction provided me with a great deal of experience in interpreting statute; however, I really didn't understand what was meant by each year. I really learned a great deal and somewhat understand the politics of government; however, the only intent of this letter was to get a specific clarification in interpretation as it was much different than some of our local legislators were informing us. As we all know, the better the communication we have between the DPI, Legislators, and school officials, the smoother the process to provide a quality education for all students will be. A case in point would be the interpretation of NCLB requirements and the many changes in the interpretation by the federal government of the various components of the act.

Your letter will give the Park River School District and the administration a better understanding in order to make adjustments in our curriculum and provide a quality education that meets the needs of all students. Again, I apologize for any inconvenience that I have caused you; however, the clarity in your letter outlines the future curriculum offerings that we need. I will share this with my staff and our local legislators.

Sincerely,

*Mr. Harold F. Knoll*

Mr. Harold F. Knoll  
Superintendent

HB 1048  
19 Jan 05

**Physical Education Requirements for Hazen Public High School**

Physical Education Presently: ONE Credit for Graduation

9<sup>th</sup> Grade PE (1/4 credit) is required.

10<sup>th</sup> Grade PE (1/4 credit) is required

*Mark Nelson  
Hazen Pub School*

Students then need 1 more semester of PE for graduation during either their Junior or Senior year.

We are presently changing the 9<sup>th</sup> Grade PE and 10<sup>th</sup> Grade PE to semester classes and the Physical Education offered during the Junior and Senior year will be electives.

With the new requirement gym space is going to be a real problem as we share a gymnasium with the Middle School.

**Health Requirements for Hazen Public High School**

Health Presently: ¼ Credit for Graduation

10<sup>th</sup> Grade Health (1/4 credit is required)

We are presently in the planning stages of making Health ½ Credit.

**If the present law stays in place the following would be needed by Hazen Public High School:**

2 additional full time staff members at a cost to the district of \$78,726 for two FIRST YEAR instructors in a worst case scenario.

**Additional Information:**

According to the Department of Public Instruction, there are now 4 courses in the K-12 Course Code and Description Manual that would qualify for the Health Requirement.

- These would be: 08010 (PE) with a course title of Health
- 13023 (Science) with a course title of Health
- 09129 (Family and Consumer Science) with a course title of Individual and Family Health
- 18010 (Health) with a course title of Health

Three of the four courses (title of Health) have the same course descriptions in the manual.

With the concerns of NCLB and course content, it would be more important to place our emphasis on the Content Areas identified by NCLB.

HB 1048  
19 Jan 05

Good morning, Chairman Kelsch and members of the House Education Committee. My name is Jackie Stromme, and I am a senior at Bismarck High School. I am here today to testify in the opposition of house bill 1048, and asking for a "do not pass" recommendation from this committee.

My experiences with gym and fitness classes have been positive ones. After one sits through classes all day long it is nice to get up and have a chance to run and be active. Especially for myself, being a very active young child, teachers use to always tell my parents that they should get me into more activities and give me a chance to exert my energy. I feel our gym classes give us a chance to find something that we are good at, whether it is dodge ball, badminton, or even basketball. Our gym classes let us set our own goals of what we would like our fitness levels to be like at the end of the year. If my opportunity of participating in these gym classes diminishes, then the likely hood that I will complete my goals will also diminish. In our gym classes, most of the games we play involve teamwork. Learning how to work with others is something that we must carry on and use out in the real world.

For all of these examples and more, we must keep our classes for the benefit of our youth's health and well being. Thank you for giving me your time and attention.

HB 1048  
19 Jan 05

Good morning, Chairman Kelsch and members of the House Education Committee. My name is Ben Stuber, and I am a senior at Bismarck High School. I am here today to testify in the opposition of house bill 1048, and asking for a "do not pass" recommendation from this committee.

The times I have spent in gym class have been great. There's nothing I look forward to more in the day than going to gym class. Breaking the monotony of sitting in a desk all day long and getting to play some matball is a great tradeoff. All through my life I've enjoyed phy-ed. In grade school, I first learned about my physical level. Running the mile and doing pull-ups and sit-ups made me realize that I enjoyed being active. One of the very first goals I set in gym class was to earn a Presidential Physical Fitness Award, which I ultimately ended up with 6. When it came to playing sports, gym class only helped me out by helping me maintain my physical level by participating in class. Being involved in games in gym class teaches you some important lessons in life. Teamwork, competitiveness, and respect for others are just some to mention. When I became a junior, I learned how to perform CPR in phy-ed. Knowing how to do that may possibly save someone's life in the future. In my opinion, if gym classes were reduced in school's curriculum, children would never really learn the importance of maintaining a healthy body and lifestyle. Thank you for your time.

HB 1048  
19 Jan 05

**Testimony**

**House Bill 1048**

**House Education Committee**

**Wednesday, January 19, 2005**

**Amanda Schreiber**

Good morning, Chairman Kelsch and members of the House Education Committee. My name is Amanda Schreiber. I am a senior at Bismarck High School. I am here today to testify in opposition of House Bill 1048, and asking for a "do not pass" recommendation from this committee.

I am testifying today because I believe Physical Education is an important, enjoyable, and worthwhile high school class. Through my high school years my Physical Education classes have been a time for positive interaction with my peers while getting physical exercise. In Physical Education today everyone gets involved, no one is singled out and there is a positive atmosphere.

One way I personally benefit from Physical Education classes is the break they give me from my academic classes throughout the day. I am currently taking college level calculus and government. After these two challenging classes I look forward to my Physical Education class as a healthful release from demanding mental activities.

Chairman Kelsch and members of the committee, I strongly urge a "do not pass" recommendation on House Bill 1048. Thank You.

HB 1048  
19 Jan 05

Good morning, chairman Kelsch and members of the House Education Committee. My name is Cody Myers, and I am a senior at Bismarck High School. I am here today to testify in opposition of House Bill 1048, and asking for a "do not pass" recommendation from this committee.

In my experience as a student in the Bismarck public schools system , I have found physical education to be very important for a number of reasons. The physical education program in today's schools does so much for a student it teaches them life long exercise routines and habits. Activities such as Golf, Horseshoes, and bowling , teaches students to get out and stay active which creates a healthy social life as well as improving on their physical fitness.

P.E. is not what it used to be even in elementary schools. Now games are created for kids of all talents to participate once again helping to create healthy lifestyles. I myself know the importance of being fit and in shape and how it boosts confidence and creates awareness. I wasn't always able to do what I can today such as running a mile in under 5 minutes and running an average of 10 miles a day. Physical Education taught me about not only setting goals but working hard to achieve them. In short I would love to see the youth of our great state grow up and have the same benefits I was given.

HB 1048  
19 Jan 05

**TESTIMONY ON HB 1048**

House Education Committee

January 19, 2005

by Parag Kumar, MD FAAP

Pediatrician, Medcenter One Health Systems

Assistant Professor of Pediatrics – UND School of Medicine & Health Science

---

Madam Chair Kelsch and members of the House Education Committee:

My name is Parag Kumar. I am a pediatrician at Medcenter One in Bismarck. I am the leading expert in North Dakota on Childhood Obesity and I represented our great state at a national summit on Childhood Obesity. On behalf of Medcenter One, I am here to speak in opposition of HB 1048.

I have been a pediatrician at Medcenter One for two and a half years. I am one of 6 pediatricians who see approximately 30,000 patients annually in a 175 mile radius of Bismarck. I am also the father of two sons who attend elementary school. Along with my colleagues, I am truly frightened by the growing problem of obesity and related health concerns in children, generally under the age of 18, who are now regular patients because they have type II diabetes, high cholesterol, high blood pressure and orthopedic complaints – illnesses and diseases normally seen in adults. I acknowledge that this problem is rooted in more than just what is, or isn't going on in school, but schools are very much part of the solution. One problem is identified as a lack of physical activity; the best and easiest solution is maintaining physical education for all students.

It disturbs me, as it does the parents of my patients, who try to change their child's life-style at home, only to send them to school where sitting is emphasized. We know there is a correlation between ADHD and the inactivity levels of children. We can counteract many of the health issues of children if we advocate and offer regular physical education and activity. The role of schools offering regular physical education is critical as many families can not afford memberships at local health clubs, the YMCA, or in competitive team sports which can be expensive.

We have seen low self esteem, social isolation and increased depression in children who are overweight. However, we also know that physical education and physical activity improves self esteem. In all likelihood, once a child is obese, they are obese for life. But this can change. We can show

them, we can teach them and we can give them the opportunities to attain their full potential by mandating minimum time to be physically active in schools. Formed in childhood, positive physical education and health classes create lifelong skills so students enjoy physical activity as they grow and develop and we can work to curb obesity and its associated conditions. Even children who are not overweight or obese need to be physically active to maintain good health.

Think about this - this is the first generation at risk of not living as long as the generation before it. This is a crisis we can change – by acting now, we can work together to make significant differences for our adolescents. The act of maintaining physical education is only one solution of a very large problem, but sends a resounding message to our students.

I would be happy to provide committee members with more information and I can be reached through the contact information listed. Again, I ask for your adamant opposition to this bill. Are there any questions of me at this time?

Parag Kumar, MD FAAP  
701.323.KIDS

HB 1048  
19 Jan 05

## TESTIMONY – HOUSE BILL 1048

House Education Committee

Wednesday, January 19, 2005

Dr. Todd Twogood

Pediatrician, Medcenter One

President-elect, North Dakota Academy of Pediatrics

Good morning, Chairman Kelsch and members of the House Education Committee. My name is Dr. Todd Twogood and I am a pediatrician with Medcenter One and am president-elect for the ND Academy of Pediatrics. I am here today to testify in opposition of House Bill 1048, and ask for a “do not pass” recommendation from this committee.

Pediatricians across North Dakota are seeing scary trends with regards to increased overweight and obesity in pediatric patients. Additionally, we are seeing increased prevalence of pediatric obesity-related conditions such as high cholesterol, high blood pressure and type II diabetes. These are conditions that historically have only been seen among the adult population. To stand before you today and even say the word “kid” in the same sentence as high cholesterol, high blood pressure and type II diabetes sends a clear message as to the gravity of the situation. Members of the committee, we are in a crisis.

As pediatricians we see children one patient at a time, but many more can be touched through broader policy changes, such as physical education in schools, recess time and good vending machine options.

The American Academy of Pediatrics recommends implementing physical education and health education curricula that emphasize enjoyable participation in daily physical activity and that help students to develop the knowledge, attitudes, motor skills, behavioral skills, and confidence needed to adopt and maintain physically active lifestyles. Prevention is one of the hallmarks of pediatric practice and as pediatricians, we support policies that support healthy lifestyles for kids. Opportunities for physical activity in childcare centers, schools, after-school programs and other community settings need to be enhanced and protected. Prevention of being overweight is critical, because long-term outcome data for successful treatment approaches is limited.

As legislators, you have the right and responsibility to set and maintain high standards for children. Thank you for your time and attention in defeating HB 1048. Are there any questions of me?

HB 1048  
19 Jan 05

Testimony

House Bill 1048

House Education Committee

Wednesday, January 19, 2005

Deanna Askew

Parent and Co-Chair, Healthy North Dakota Physical Activity Committee

Chairman Kelsch and members of the House Education Committee, Good Morning. My name is Deanna Askew and I am the Co-Chair of the Healthy North Dakota Physical Activity Committee. I am also a parent. I am here today to testify in opposition of House Bill 1048, and ask for a "do not pass" recommendation from this committee.

*Healthy North Dakota* is composed of 19 committees and focus areas with more than 400 North Dakotans representing about 150 agencies, organizations and businesses from across the state. This grass-roots effort is developing strategies to address health issues and to encourage comprehensive healthy lifestyles for all North Dakotans. Increasing physical activity among youth and adults is a priority for Healthy North Dakota.

As a parent who believes in the benefits of physical activity, I am raising my children to value movement as well.

In my home, we encourage healthy behaviors and talk about how we have one body and it's up to us to take care of it.

My husband and I model healthy behaviors to our children and we often bike, run, swim and play active games as a family.

In sending our kids off to school, it only seems logical that the school system would provide a supportive environment that would reinforce the lessons we are teaching at home.

As adults, we know how challenging it can be to find 30 minutes a day to be physically active. If our children are raised with daily physical activity, and if this is reinforced in our schools, it only makes sense that as adults our kids will know to be active 30 minutes a day and won't struggle to "find" the time.

I am also a registered dietitian who, over the years, has counseled many adults on their eating and physical activity habits. It was very apparent to me during my practice that those adults who had positive physical activity experiences in their youth were much more likely to re-establish physical activity habits and had an easier time doing so.

I know that we, as parents, all want what's best for North Dakota's kids.

The 2003 Legislature was wise to increase the requirement of offering more Physical Education. I urge you to do the same.

HB 1048  
19 Jan 05

## Testimony

### House Bill 1048

Wednesday, January 19, 2005; 10 a.m.

#### North Dakota Department of Health

Good morning, Chairman Kelsch and members of the House Education Committee. My name is Terry Dwelle, and I am State Health Officer for the North Dakota Department of Health. I am here today to testify in opposition to House Bill 1048 and to ask for a "do not pass" recommendation from this committee.

House Bill 1048 would decrease the units of health and physical education required to be offered to high school students in North Dakota. As State Health Officer and a practicing pediatrician, I strongly believe this is a step in the wrong direction. We should be emphasizing physical activity, especially in schools where our young people spend significant time.

Studies have shown that being overweight and obese is epidemic in the United States and in North Dakota and, in fact, is rising among children and adolescents, as well. The percentage of high school seniors in North Dakota who are overweight increased from 6 percent in 1999 to 10 percent in 2003. Being overweight or obese is a major risk factor in the development of heart disease and diabetes.

While the number of people who are overweight or obese has been increasing, physical activity and physical education in schools has been decreasing. The percentage of high school students participating in physical education dropped from 64 percent in 1992 to 52 percent in 2003. In addition, 70 percent of high school freshmen report being enrolled in physical education classes, compared to only 39 percent of seniors.

We know that to effectively change high-risk behavior, three things are needed: policies, such as requiring physical education to be offered; supportive infrastructures; and community empowerment and engagement.

In a nutshell, the way to prevent being overweight and obese is clear: increase the amount of physical activity and decrease the caloric intake. As a society, we are sedentary and are becoming more so in this era of computers, video games and television. That's why it is more important than ever to promote physical activity for our young people.

We're all familiar with "No Child Left Behind." I recently saw a button that underlines the importance of physical activity. It read: "No Child Left on Their Behind." It's vital that we focus on developing not only our students' minds, but also their bodies.

Preserving the legislation passed in 2003 that asks schools to offer physical education every year throughout high school helps to create a supportive infrastructure for North Dakota's children so that they can learn to assimilate regular physical activity into their everyday lives.

This concludes my testimony. I am happy to answer any questions you may have.

HB 1048  
19 Jan 05

**TESTIMONY ON HB 1048**  
House Education Committee  
January 19, 2005  
by Valerie Fischer, Director of School Health  
328.4138  
Department of Public Instruction

---

Madam Chair Kelsch and members of the House Education Committee:  
My name is Valerie Fischer and I am the Director of School Health for the Department of Public Instruction. On behalf of the Department, I am here to speak in opposition to HB 1048.

The obesity epidemic is one of the greatest public health, social and economic challenges which threaten our goals to prepare students for a full and productive future. Consequently, states have no choice but to examine policies on health and physical education. The value of regular physical activity has never been more widely recognized and accepted - there are studies which validate that students who have regular physical activity and physical education are better learners and better learners are high test achievers. Promotion of physical education/activity has long been a fundamental component of the education experience; and as a result, schools are not being asked to assume new responsibilities. Education policymakers understand that physical education and health are as much an academic discipline as anything else taught in school - a discipline that gives students some of the most critical skills they need to be valuable citizens.

Equal to the need for physical education is the need for health education. Like it or not, the family structure as we knew it has changed - often leaving the true 'education' of health and social health issues to educators. Quality health encompasses curriculum designed to motivate and assist students to maintain and improve their health, prevent disease, and reduce health-related risk behaviors.

We need to teach students skills to be positive advocates for their own health, to be wise decision makers - it has to become personal for them as they become independent in their thinking and actions towards adulthood. Studies have found that participation in physical education increases adolescents' self esteem, as well as their physical and mental health. They are also less likely to be regular or heavy smokers, use drugs or alcohol and more likely to stay in school, have good conduct

and experience high academic achievement. Health classes have a greater impact than we can imagine. (American Journal of Clinical Nutrition)

We now know that aerobic fitness aids cognition. Researchers have found that subjects who were the most aerobically fit had the fastest cognitive responses. Physical activity not only increases blood flow to the brain, but speeds recall and reasoning. The connection between physical activity and academic achievement was recently demonstrated by the California Department of Education, who conducted a study of 353,000 5<sup>th</sup> graders, 322,000 7<sup>th</sup> graders and 279,000 9<sup>th</sup> graders. Findings indicated 1) higher achievement was associated with higher levels of fitness at each of the three grade levels, 2) the relationship between academic achievement and fitness was greater in mathematics than in reading, particularly at higher fitness levels, and 3) students who met minimum fitness levels in three or more physical fitness areas showed the greatest gain in academic achievement at all three grade levels.

Next, we believe our position about teacher availability to teach physical education and health is substantiated by the ND Education Standards and Practices Board (ESPB), who do not consider physical education a teacher shortage area since there are more graduates than there are openings. This is true for the past several years, as well as projections for the next several years (ESPB, January 2005). According to DPI data, there are 1199 licensed staff currently teaching with a physical education major and 536 licensed staff teaching with a physical education minor. Health courses can be taught by any teacher with a major in any one of four disciplines – Physical Education, Family and Consumer Science, Science, and Health Education; currently there are 2527 secondary teachers who can teach health in their licensed major or minor.

To demonstrate the grass-root response regarding PE and health, the *Fargo Forum* printed a story, "***Phy Ed offerings may be reduced***", on Thursday, January 6, 2005. The next day, January 7, 2005, the *Forum* editorial was titled "**Keep gym, health in curriculum**". The *Forum* daily electronic web poll question, "Should ND schools be allowed to reduce physical education offerings?" displayed 1408 responses, with an overwhelming 82% voting no, PE offerings should remain in place. We believe people are voicing their support to keep PE part of the curriculum.

From all that you have heard today, I trust you know how critical physical education and health is as part of a comprehensive curriculum. Please don't lessen the established standards. If we error – let's always err on the side of what's best

for children. Ask yourself - what's good in this change for kids? In the interest of our students and their health, I hope you will vote to maintain the current physical education and health requirements. This concludes my testimony opposing HB 1048. I'd be happy to answer any questions you may have.

# Starkweather Public School District #44

505 East Main

PO Box 45

Starkweather, North Dakota 58377-0045

Phone 701-292-4381 Fax 701-292-5714

HB 1048  
19 Jan 05

## Administration

Mr. ElRoy Burkle, Superintendent  
Mr. D.J. Dockter, Secondary Principal  
Mrs. Karen Lindenberg, Elementary Principal  
Mrs. Julie Wass, Business Manager

## Board of Directors

Mr. Keith Nielsen, President  
Mr. Bruce Kitsch, Vice-president  
Mrs. Michelle Logie, Director  
Mr. Steve Loehr, Director  
Mr. Robert Henschel, Director

January 18, 2005

ND House Education Committee Members  
Bismarck, ND

Dear Education Committee Members,

My name is ElRoy Burkle and I serve as shared superintendent the Starkweather, Munich and Border Central Public Schools. Due to school board meetings scheduled for the evenings of January 18<sup>th</sup> and 19<sup>th</sup>, I am unable to attend the hearing on HB 1045. Please include this document as testimony in support of HB 1048.

In my professional opinion, the current health and physical requirements of one unit of health and physical education over the course of a high school career should remain. I do not support making one-half unit of health and one-half unit physical education available each school year to each high school student for several reasons.

1. Changing this format results in a non-elective approach. Students do have the opportunity to take health related courses through distance learning, locally through advanced science courses, dual credit courses, and/or correspondence courses. The current language does not take into consideration the amount of health related curriculums that are available to high school students in other program areas such as Health Occupations, etc. Our state does not allow for cross-over curriculums. Current language indicates health, not health occupations, sports medicine, human anatomy, etc.
2. Making available does not simply mean that. It means that the course must be made available for each grade, each year. And if one student enrolls, the course must be offered. This would mean a separated health and separated physical education course for grade 9, 10, 11 and 12. In my opinion, our state does not have the staffing in both these areas to meet these needs. I am unaware of a comprehensive health curriculum in place for each grade 9 to 12 which is another concern. Also, schools are in the process of implementing the No Child Left Behind Act, and resources are not adequate to complete this task.
3. With number two said, according to the proposed funding information received by this office, there is not an adequate increase in state funding to cover the added costs of implementing these two mandates.

This office understands the national data and supports integration of life-long healthy practices for active living in not only health and physical education courses, but all curriculum areas. The problem lies with additional requirements without the increase in funding and staff storage to fully comply with current law. The additional concern is that there are numerous health related courses currently available to students, however, these courses do not qualify in meeting this requirement because the instructor must be certified to teach health, or the course must be health. These courses indicated previously do allow for students to gain additional knowledge in living healthy, active lifestyles.

Based upon the items listed, this office requests your support in HB 1048.

Thank you in advance for considering this request. Please feel free to contact me with any questions or concerns regarding the information presented.

Sincerely,

s/s ElRoy Burkle

Mr. ElRoy Burkle,  
Superintendent

HB 1048  
19 Jan 05

*did not appear but  
entered testimony*



North Dakota Dietetic Association

January 19, 2005  
Testimony HB 1048

Whereas:

- In childhood and adolescence, regular participation in physical activity helps prevent many chronic diseases and maintain an overall healthy lifestyle<sup>1</sup>;
- "Schools have a critical role in helping students learn and practice healthy eating habits, and in providing the knowledge, motivation, and skills children need for lifelong physical activity"<sup>2</sup>;
- In 2003 only 37% of North Dakota's high school students attended daily physical education classes<sup>3</sup>;
- Twelve percent of high school males in North Dakota are overweight and 12% are at risk of becoming overweight and 10% of our state's high school females are at risk for and 6% of females are overweight<sup>3</sup>;

The over 280 members of the North Dakota Dietetic Association, with a mission to support the public through the promotion of optimal health and nutrition, strongly support efforts of school districts to provide adequate opportunities for our students to be physically active, including maintaining the amount of physical education offered to students. We also support increasing the amount of health education offered, and encourage schools to offer nutrition education annually and in conjunction with efforts to promote a healthy school environment.

As members of the Healthy North Dakota coalition of more than 150 agencies, organizations and businesses, we support preservation of the 2003 legislation requiring schools to offer one semester (1/2 unit) of physical education each year to students in grades nine through 12. The physical health and well-being of North Dakota's youth must be protected by increased physical education and physical activity in schools.

The members of the North Dakota Dietetic Association believe that with the current risks our children face in developing obesity and associated chronic diseases later in life, we should not take a giant step backward. We urge you to not support HB 1048.

Writing for the Board of the North Dakota Dietetic Association,

Karen K. Ehrens, LRD (Licensed, Registered Dietitian)  
Legislative Chair

References

<sup>1</sup> Journal of School Health Vol. 71, No. 7, SHPPS 2000: School Health Policies and Programs Study.

<sup>2</sup> Bogden, J.F. Fit healthy and ready to learn: a school health policy guide. The National Association of State Boards of Education, 2000, Alexandria, VA.

<sup>3</sup> 2003 North Dakota Youth Risk Behavior Survey.

HB 1346 1048

19Jan05

American Heart  
Association



Fighting Heart Disease and Stroke

**Testimony  
House Bill 1048**

**House Education Committee  
Wednesday, January 19, 2005**

**June Herman  
Senior Advocacy Director, American Heart Association**

Good morning, Chairwoman Kelsch and members of the House Education Committee. My name is June Herman, and I am the senior director of advocacy for the American Heart Association. I am here today to testify in opposition to House Bill 1048, and ask for a "do not pass" recommendation from this committee.

The epidemic of obesity in children and adolescents convinces us that an approach is needed that will reach a majority of our children and adolescents. Through schools, virtually all of our youth can be reached, and through youth, both parents and teachers may also be reached. Through their courses, school schedules, menus and vending-machine sales of soda and candy, schools have huge influence and responsibility, with children spending 2,000 hours a year in school.

Expanding waistlines are even squeezing the bottom line of the nation's schools, as poor eating and exercise subtly strip money from education. With 9 million overweight schoolchildren, a number that has tripled since 1980, there is a new study which may give education leaders a traditional motivation for making changes: money.

Based on a study of 9 states, all which provide state money based on student attendance, those schools have lost dollars because of absenteeism, a problem caused in part by the poor nutrition and inactivity of those missing school – costing tens of millions of dollars. Unhealthy lifestyles by students and faculty lead to other hidden costs, from lower worker productivity to the added expenses of helping students who have fallen behind.

It's unfortunate that our discussion today is limited to defending a requirement that schools just "offer" PE one semester each year, rather than a full range of policies that build a strong physical education and physical activity focus for our state. A focus that includes every student being taught lifelong skills for physical activity, that recess can't be cut from a school schedule nor withheld as punishment, that the daily school schedule includes 30 minutes of physical activity everyday, and that school vending policies provide for healthy product offerings. Physical activity time, recess, and good vending policies will cost our schools nothing to implement.

In an effort to find a win-win solution on physical education and health course work, we approached the school board association to find common ground, and the opportunity was declined, as it would include "mandates". Health groups continued to work with education groups, to seek what funding solution could be considered. Pursuing funding, in order to provide physical education and health, was again not a shared agenda, nor have we heard what the costs of offering PE would be on the school system.

So we are here before you today, with school groups saying its not financially possible, and the Department of Public Instruction saying it is. And the health of our kids in-between, at risk.

The health advocates here today look to this committee's leadership to help pull all interests together to build healthier North Dakota schools. We encourage you to not go back to ground zero, which this bill proposes, but to seek out how we move ahead with our educational system's investment in student health curriculum.

By 2030, North Dakota will have one retiree for every two workers, and we'll be a much sicker population given current chronic disease trends. Between 2010 and 2030 the 65+ age group will grow by 75% while the working group will grow by less than 5%. What good is producing a highly educated workforce when their physical health is too great a burden for a business or government to afford?

Our time is growing short to address the health problems facing our state. When do we start building a healthier North Dakota?

HB 1048  
19 Jan

Testimony

House Bill 1048

High School Required Units in Health & Physical education

By Frank Schill

Superintendent of Cavalier Public School

Members of the House of Education Committee:

I am Frank Schill, Superintendent of Cavalier Public School. I am here to testify for HB 1048 which would change the statute of making available one-half unit of health during each school year and one-half unit of physical education during each school year to one-half unit of health and one-half unit of physical education over a four-year period.

As an administrator of a school district and as a citizen, I am concerned with the health of our youth. I am in agreement that our youth need to increase daily physical activity and exercise proper nutritional habits. The present statute requiring schools to make available health and physical education to all students does not increase physical activity or assist them in eating healthy meals or snacks. The present statute only makes the classes available.

Administratively, I will be required to change the school schedule and have available an instructor to possibly instruct four sections of health and four sections of physical education classes. It is entirely possible that no students will sign up for these additional health and physical education classes. As a result of staffing eight empty sections of health and physical education classes, Cavalier Public School will have little choice but to drop present electives taught by qualified instructors and have them teach the needed health and physical education classes thus resulting in fewer elective classes in other disciplines available for students.

The timing of the present statute concerns me. The effects of No Child Left Behind legislation and students being required to make adequate yearly progress will force Cavalier Public to require more math, science, and language arts classes for high school students. This may require the hiring of more staff without any additional federal monies. The burden will fall on the shoulders of the local taxpayers. It is my understanding that there will be no additional state monies to hire staff needed to offer the additional health and physical education classes, thus the burden once again will fall on local taxpayers. The movement to increase health and physical education classes will only add to the present pressure placed on local school districts, who are already struggling to meet adequate yearly progress.

I urge you to support HB 1048 requiring one-half unit of Physical education to be offered and one-half unit of Health offered over a four-year period. Thank you for the opportunity to submit this testimony. If I can respond to any questions, or if I can provide any more information that may be useful to you, I would be most happy to do so.

HB 1048  
19 Jan 05

**Testimony**

**House Bill 1048**

**House Education Committee**

**Wednesday, January 19, 2005**

**Amy Heuer**

**North Dakota Association for Health, Physical Education, Recreation and Dance  
(NDAHPERD)**

Good morning, Chairman Kelsch and members of the House Education Committee. My name is Amy Heuer, and I am the Vice President of Health for NDAHPERD. I am here today to testify in opposition of House Bill 1048, and asking for a "do not pass" recommendation from this committee.

Today you will hear about the problems facing our youth and adults in the area of obesity and its related health issues. NDAHPERD believes that a major factor of this increase is the reduction of physical activity time during school hours. Over the past twenty years, childhood obesity rates have been rising, while the amount of PE time is decreasing. Two years ago the ND Legislature made a giant step forward in its recognition that something must be done to stop this trend by passing legislation that increased the amount of PE offerings for the high school level. To decrease this now would be a major step backwards, and would result in our abandoning the health and welfare of our students.

Physical Education classes have changed greatly over the past twenty years. We now teach fitness evaluation, lifetime sports, and outdoor recreation to name just a few of the new areas. We are able to expose students to a wide variety of activities, other than the typical team sport classes that many of us remember from our days in school. Students have options available to them that allow for all to find a physical activity class that interests them. This enables all of our students to experience a form of physical activity that they enjoy and will more likely continue throughout adulthood. That is a major goal of the "New PE" style of teaching. Keep all students moving all the time. Whether it is learning fitness concepts, how to swing a 5 iron, or how to read a compass, our students have choices available to them now that weren't twenty years ago.

To assist Physical Education teachers, NDAHPERD hosts annual workshops that provide information to assist in the "New PE" curriculum. These workshops allow teachers the opportunity to stay current with the latest in technology and curriculum development, as well as providing an opportunity to speak with fellow teachers from around the state.

In 2000, our state adopted a set of Five Standards for Physical Education. They are Movement Forms, Movement Concepts, Benefits of Physical Activity, Maintaining Physical Fitness, and Behavior and Physical Activity. Each of these Standards has benchmarks at the 4<sup>th</sup> grade, 8<sup>th</sup> grade, and 12<sup>th</sup> grade levels. It is Important that our students have the opportunity to learn and develop the skills to reach the benchmarks associated with these Standards. This would require giving students the opportunity to participate in Physical Education classes in each year of school. Would you expect a student to reach a math 9-12<sup>th</sup> benchmark with only a freshman math class?

There have been many studies that have shown a connection between physical activity and its effect on learning. I'm sure many of you have felt it already during this legislative session. After sitting for extended periods of time, listening to discussions, you may find you are having difficulty concentrating; it seems to take longer to read new legislation, the sound of someone's chair squeaking starts to bother you. If you have the opportunity to move to a different room for another meeting, by the time you get there you feel more alert, ready to concentrate. That is after just a short 5 minute walk. Imagine how our students feel after 40-50 minutes of activity. We need to allow our students every opportunity to perform to their highest ability while in school.

NDAHPERD is asking you to consider the future of our youth, and our state. By keeping our students' active through regular Physical Education classes throughout high school, you will be allowing them the necessary opportunities to become better students and more productive citizens for the state of North Dakota. Once again, I would like to ask the Education Committee for a "do not pass" recommendation on House Bill 1048.

HB 1048  
19 Jan 05

**TESTIMONY ON HB 1048  
HOUSE EDUCATION COMMITTEE  
January 19, 2005  
by Anita K. Decker, Director  
School Approval and Accreditation  
328-1718  
Department of Public Instruction**

Chairwoman Kelsch and members of the committee:

My name is Anita Decker. I am the director of School Approval and Accreditation for the Department of Public Instruction. I am here to speak in opposition to HB1048 regarding changes in high school instructional units.

The 2003 Legislature took a tough stance in support of students when they passed a revision of NDCC 15.1-21-02 regarding high school required units. It's encouraging that so many health professionals have entered the public arena in support of that legislative stance.

Legislators recognized the eroding state of health and physical well-being of many of North Dakota's high school students when they mandated that high schools must annually offer one-half unit of each, physical education and health to every student. It's important to note that this statute requires only that a school make the courses available to all students every year—it does not require that students take the courses. Forty-two states have set in law what courses students must take in order to graduate; in North Dakota, that is determined by the local school board.

Courses can be configured as needed by each school. For example, a small school may offer one physical education class for all grade levels and one health class for all grade levels. Course content would change each year so that students are indeed offered four different classes. Health courses can be offered in any one

of four disciplines—physical education, health education, family and consumer science, and science. Again, the course content would change each year. This is not unlike band, for example: each year a school offers band but they don't play the same music for four years.

A larger school may offer separate classes in physical education and health for each grade level.

While we recognize the difficulties schools face in expanding curricular offerings, those concerns must be balanced with the needs of our young people. We believe wholeheartedly that students who participate regularly in physical activity are better learners and subsequently achieve at higher levels.

In assistance to schools, we will look at all ways of meeting this curriculum requirement with them; for example, including summer courses to meet the physical education offerings; dual credit, distance education, and Division of Independent Study for meeting the health course requirements. In addition, we believe education cooperatives, extended school year or block schedule options—and especially joint powers organizations may enable schools to more easily meet these requirements.

North Dakota School Physical Education Course Enrollment History

NDDPI 12/30/2014

School	City	CourseCD	2001_09	2001_10	2001_11	2001_12	2002_09	2002_10	2002_11	2002_12	2003_09	2003_10	2003_11	2003_12	2004_09	2004_10	2004_11	2004_12	2005_09	2005_10	2005_11	2005_12	
Alexander Public School	Alexander	8030	11	13	0	0	24	11	4	1	18	26	0	3	6	8	1	8	4	3	0	4	
Anamoose Public School	Anamoose	8030	13	8	0	0	9	12	0	0	13	9	0	0	8	14	0	0	9	9	0	0	
Ashley Public School	Ashley	8030	16	17	0	0	13	16	0	0	18	17	0	0	19	23	0	0	13	18	0	0	
Beach High School	Beach	8030	40	7	12	19	45	12	8	30	38	15	8	4	33	8	8	8	26	7	5	19	
		8036									0	4	2	2	1	3	5	6	1	4	11	8	
		8030	187	149	45	20	191	168	7	19	224	105	25	0	213	97	13	8	183	108	15	3	
Turtle Mt Comm High School	Belcourt	8036	41	40	48	34	74	50	41	28	60	49	32	10	48	29	17	7	50	36	29	23	
		8030	27	22	7	16	33	0	15	22	30	32	3	13	23	7	24	9	25	17	5	13	
		8030	18	16	1	0	10	19	0	0	16	10	0	1	6	7	0	0	18	9	7	0	
Berthold Public School	Berthold	8030	13	29	14	8	20	25	8	10	31	15	21	19	20	35	11	31	14	23	24	21	
		8031	0	4	3	12	0	4	11	10													
		8036	0	1	26	22	1	2	17	29	1	2	14	34	0	4	24	45	0	6	16	33	
Beulah High School	Beulah	8051	0	0	36	3																	
		8052	0	0	36	3																	
		8030	10	11	0	0	17	7	0	0	11	13	4	9	10	9	0	0	9	10	6	5	
Bisbee-Egeland Public School	Bisbee	8030	0	539	480	392	0	565	427	398	0	526	513	436	0	563	520	414	0	594	529	477	
		8031	0	3	3	8	0	5	3	3	0	0	4	0	0	0	0	3	0	0	0	0	1
Bismarck High School	Bismarck	8030	0	414	381	335	0	355	347	295	0	344	338	306	0	400	266	305	0	437	370	345	
Century High School	Bismarck	8031	0	44	24	52	0	85	72	69	0	75	75	88	0	108	58	88	0	1	2	2	
		8030	16	18	4	2	19	17	0	1					12	11	5	2					
Dakota Adventist Academy	Bismarck	8038	8	9	5	7	6	7	10	7					5	6	8	4					
		8030	228	0	0	0	224	0	0	0	0	243	0	0	0	255	0	0	0	252	0	0	0
Horizon Middle School	Bismarck	8031								1	0	0	0	1	0	0	0						
Shiloh Christian School	Bismarck	8030	32	0	0	0	28	0	0	0	33	1	0	0	25	0	0	0	21	0	0	0	
		8030	309	0	0	0	482	0	0	0	259	0	0	0	235	0	0	0	247	0	0	0	
		8031									0	0	0	0									
Simle Middle School	Bismarck	8036																	75	0	0	0	
		8030					0	8	10	3	12	12	12	12					0	8	11	10	
South Central Alt High School	Bismarck	8031													0	4	16	12					
		8030	95	21	0	0	151	21	3	0	71	41	6	25	115	24	23	7	95	26	9	8	
St Marys Central High School	Bismarck	8036	18	24	6	30	0	0	10	24	8	6	8	25	2	3	13	12	0	7	27	39	
Wachter Middle School	Bismarck	8030	276	0	0	0	249	0	0	0	283	0	0	0	269	0	0	0	302	0	0	0	
Bottineau Jr-Sr High School	Bottineau	8030	63	48	14	2	55	42	15	9	74	35	12	10	59	47	23	7	61	48	18	8	
		8030					8	7	0	0	0	0	0	1	4	7	0	0					
Bowbells Public School	Bowbells	8031	0	0	3	4																	
Bowman Public School	Bowman	8030	22	52	47	47	44	29	49	38	21	34	44	45	34	33	41	33	30	29	21	33	
Central Valley Public School	Buxton	8030	19	29	18	12	25	0	6	19	25	25	7	11	26	21	8	11	29	26	11	9	
Border Central Public School	Calvin	8030	3	3	0	0	5	3	0	0	1	5	3	2	5	5	1	3	2	4	1	5	
Cando Public School	Cando	8030	32	29	10	13	21	31	8	15	29	25	0	0	22	29	0	0	17	16	0	0	
Carrington High School	Carrington	8030	61	58	54	46	60	63	59	58	58	53	61	50	31	58	72	61	42	42	54	22	
Central Cass Public School	Casselton	8030	63	61	14	18	63	59	21	9	62	56	21	27	60	58	36	16	56	50	29	25	
		8030	64	41	20	29	65	23	32	42	43	36	24	19	51	40	21	31	67	29	14	24	
Cavalier Public School	Cavalier	8036									0	0	3	11	0	0	1	14	0	2	7	19	

School	City	CourseCD	2001_09	2001_10	2001_11	2001_12	2002_09	2002_10	2002_11	2002_12	2003_09	2003_10	2003_11	2003_12	2004_09	2004_10	2004_11	2004_12	2005_09	2005_10	2005_11	2005_12
		8030	32	26	0	0	22	34	0	0	22	28	1	0	25	29	0	1	29	30	0	0
		8036	0	0	2	8	0	0	1	8	0	0	0	10	0	0	0	36				
Center Public School	Center	8051	0	0	0	10																
Richland Jr-Sr High School	Colfax	8052	0	0	0	10																
		8030	22	29	0	0	21	20	0	0	30	22	2	6	18	31	2	5	33	22	0	7
		8030	30	31	0	1	28	27	0	0	33	31	0	0	23	16	0	0	17	24	0	0
Griggs Co Central Public School	Cooperstown	8036	0	2	3	7	0	0	1	6	0	0	9	2	0	0	2	12	0	0	3	6
Divide County High School	Crosby	8030	78	0	0	0	40	27	0	0	58	22	0	0	22	35	8	1	33	29	11	1
		8030	56	1	0	0	53	0	0	0	47	0	0	0	58	1	0	0	71	0	0	0
Des Lacs-Burlington High School	Des Lacs	8036	0	0	4	9	0	1	3	8	0	0	0	12	0	0	3	12	0	0	0	9
		8030	42	55	76	122	47	64	47	68	70	80	61	99	41	66	44	81	63	56	40	86
		8031	3	20	0	0																
Devils Lake High School	Devils Lake	8036	0	0	2	15	0	0	7	3	0	0	7	18	0	0	13	26	0	0	14	17
School for the Deaf	Devils Lake	8030				5	1	4	0	2	3	0	0	2	3	3	0	4	2	0	0	0
		8030	363	217	144	181	247	145	92	105	265	114	31	42	287	144	61	52	249	182	24	30
Dickinson High School	Dickinson	8036				20	45	101	100	62	57	140	123	70	43	95	106	77	90	141	102	
Dickinson Trinity High School	Dickinson	8030	24	12	16	24	35	23	22	29	28	16	20	29	28	25	24	33	45	24	40	49
Southwest Community High School	Dickinson	8030																	0	0	0	3
		8030	16	0	0	0					11	6	0	8	16	0	0	13	12	0	0	0
Drake Public School	Drake	8036																	0	0	7	3
		8030	46	12	17	11	37	12	11	7	27	23	15	17	46	12	17	21	21	28	6	18
Drayton Public School	Drayton	8051	0	0	1	14	0	0	0	15	0	0	1	6	0	0	1	11	0	0	0	11
		8030	46	30	0	0	81	0	0	0	60	1	0	0	48	3	3	0	29	2	0	0
		8036				5	7	15	18	0	0	10	10	0	0	10	4	0	2	15	18	
Dunseith High School	Dunseith	8052													0	0	3	3				
Edgeley Public School	Edgeley	8030	10	9	13	0	10	2	12	0	21	8	13	3	7	3	11	0	7	0	6	2
Edinburg Public School	Edinburg	8030	15	3	4	5					0	11	0	3	0	14	2	18	3	4	7	7
		8030	7	12	15	13	20	19	0	0	16	19	0	0	11	16	0	0	15	11	0	0
Edmore Public School	Edmore	8031																	0	1	0	0
		8030																				
Elgin Public School	Elgin	8030	29	0	4	11	24	1	7	6	13	0	4	6	14	0	3	12	22	14	5	6
		8030	33	7	11	7	29	10	7	4	29	16	7	6	27	15	3	8	20	14	13	3
Ellendale Public School	Ellendale	8036	1	1	3	13	0	0	7	11	1	4	7	6	0	3	3	8	0	0	9	8
Enderlin Public School	Enderlin	8030	32	16	33	21	53	5	35	34	30	0	10	17	25	0	13	16	38	0	13	12
		8030	6	0	0	0	9	0	0	0	22	0	0	0	6	0	0	0	9	0	0	0
Fairmount Public School	Fairmount	8052																				
		8030	248	0	0	0	209	0	0	0	226	0	0	0	192	0	0	0	261	0	0	0
Ben Franklin Jr High School	Fargo	8031																	5	0	0	0
		8030	474	0	0	0	382	0	0	0	427	0	0	0	402	0	0	0	474	0	0	0
Discovery Jr High School	Fargo	8031					3	0	0	0	9	0	0	0	15	0	0	0	5	0	0	0
Division of Independent Study	Fargo	8036	0	0	0	483	0	0	0	510	0	0	0	473	0	0	0	492	0	0	0	514
		8030	0	204	19	8	0	207	114	128	0	235	19	9	54	183	36	3	0	193	22	3
		8031	0	4	4	0	0	6	6	4	0	0	6	8	0	2	3	3	0	5	6	8
		8034	0	0	29	26	0	0	29	25	0	1	30	24	0	20	0	0	0	0	28	13
		8036	0	0	153	156	0	2	97	85	0	3	186	237	0	0	211	198	0	1	186	209
North High School	Fargo	8052	0	23	22	13	0	8	16	4	0	24	17	9	0	15	19	12				
		8030	51	51	12	8	43	46	3	2	47	37	8	1	45	43	1	3	45	45	3	3
Oak Grove Lutheran School	Fargo	8036	4	7	4	8	0	5	10	11	0	7	6	16	0	4	7	22	0	7	9	11

School	City	CourseCD	2001_09	2001_10	2001_11	2001_12	2002_09	2002_10	2002_11	2002_12	2003_09	2003_10	2003_11	2003_12	2004_09	2004_10	2004_11	2004_12	2005_09	2005_10	2005_11	2005_12	
Shanley High-Sullivan Middle School	Fargo	8030	63	3	3	11	67	0	0	0	68	0	0	0	95	2	6	17	82	7	4	17	
		8034																					
		8036	0	0	1	17	0	3	6	28	0	26	80	43	0	14	26	38	0	5	15	44	
		8030	0	412	16	5	0	407	26	4	0	340	20	8	0	406	21	5	0	386	19	8	
South High School	Fargo	8031	0	5	2	12	0	3	5	2	0	4	2	5	0	9	4	4	0	9	6	5	
		8034	0	0	68	16	0	1	73	24	0	0	56	19	0	0	34	15	0	0	21	9	
		8036	0	1	356	195	0	4	324	216	0	1	339	236	0	0	334	242	0	2	341	238	
		8030													0	2	0	1	4	7	9	10	
Woodrow Wilson Alt High School	Fargo	8030	24	25	21	11	27	21	16	13	17	17	21	13	28	16	19	12	14	27	8	7	
		8030	17	15	0	0	17	17	0	0	14	17	0	0	8	15	0	0	13	8	0	0	
Fessenden-Bowdon Public School	Fessenden	8030													0	2	12	10	4	2	5	4	
		8036	19	0	0	0	23	2	0	6	12	3	2	3	17	0	0	0	27	0	0	0	
Finley-Sharon Public School	Finley	8030	19	0	0	0	23	2	0	6	12	3	2	3	17	0	0	0	27	0	0	0	
		8036																					
Flasher Public School	Flasher	8030	11	15	18	6	16	11	13	18	15	12	10	12	15	15	16	13	6	15	1	3	
		8036													0	6	3	5	0	6	0	1	
Fordville Public School	Fordville	8030	5	0	0	0																	
		8036																					
Forest River Colony School	Forman	8030	27	30	0	0	34	28	0	0	12	16	0	0	10	25	0	0	27	20	0	0	
		8015	6	2	2	2	0	1	1	1	0	3	13	4									
Sargent Central Public School	Forman	8030	49	0	0	1	44	12	7	5	22	36	7	5	84	2	9	6	18	22	5	2	
		8031									0	0	0	1									
		8036	5	19	19	9	22	20	20	7	5	31	20	13	0	18	6	8	2	10	12	6	
		8015									0	1	2	2	0	46	4	11	0	25	22	17	
Four Winds Comm High School	Fort Totten	8030	85	19	10	22	26	22	17	20	53	3	3	1	108	45	18	18	51	39	21	17	
		8036	2	18	22	22	1	9	6	8	0	20	18	19	0	3	4	6	0	6	9	7	
		8052					0	0	0	7	0	1	4	7									
		8030	16	25	20	18	13	15	26	18	10	15	15	25	11	11	15	15	10	11	10	16	
Standing Rock Comm Grant High Sch	Fort Yates	8030	69	3	6	6	66	23	2	8	68	1	0	0	49	0	0	0	75	0	0	0	
		8036	0	13	7	9	1	16	8	5	1	12	11	6	0	24	9	12	0	6	9	7	
Gackle-Streeter Public School	Gackle	8030	16	25	20	18	13	15	26	18	10	15	15	25	11	11	15	15	10	11	10	16	
		8030	69	3	6	6	66	23	2	8	68	1	0	0	49	0	0	0	75	0	0	0	
Garrison High School	Garrison	8036	0	13	7	9	1	16	8	5	1	12	11	6	0	24	9	12	0	6	9	7	
		8030	16	14	10	5	18	17	4	6	22	12	0	1	19	19	17	1	20	18	12	8	
Glen Ullin Public School	Glen Ullin	8030	24	33	0	0	29	33	0	0	19	31	0	0	34	18	0	0	29	31	0	0	
		8036	0	0	7	14	0	2	2	28	0	0	2	16	0	6	0	3	0	0	10	0	
Glenburn Public School	Glenburn	8030	13	26	0	0	18	10	0	0	14	19	0	0	15	16	0	0	17	14	0	0	
		8031																					
		8036	0	0	6	2						0	0	0	17	0	0	1	6	0	0	1	15
		8030	5	2	5	8	3	7	7	6	6	6	1	4	2	6	2	7	6	3	6	0	
Golden Valley High School	Golden Valley	8030	6	5	3	6	4	6	3	1	2	4	5	0	4	2	0	0					
		8030	64	29	32	48	72	42	33	22	81	15	6	0	71	28	22	12	71	16	9	11	
Goodrich Public School	Goodrich	8030																					
		8036																					
		8030	291	292	259	59	269	272	259	41	267	277	260	46	318	248	237	38	299	288	208	43	
		8031	3	1	0	4	3	3	1	2	2	6	3	1	2	3	5	3	0	2	1	4	
Grafton High School	Grafton	8032																					
		8036	0	44	19	61	3	38	29	48	0	32	28	61	12	30	32	61	0	26	20	24	
		8030																					
		8030	301	300	326	46	296	415	301	60	309	327	308	49	293	315	273	52	319	311	295	42	
Central High School	Grand Forks	8031									2	2	2	0									
		8032																					
		8036	23	9	58	27	2	27	12	7	0	17	18	28	3	15	16	35	0	21	16	46	
		8030																					
Community Alt High School	Grand Forks	8030																					
		8030																					
Red River High School	Grand Forks	8030																					
		8036																					

School	City	CourseCD	2001_09	2001_10	2001_11	2001_12	2002_09	2002_10	2002_11	2002_12	2003_09	2003_10	2003_11	2003_12	2004_09	2004_10	2004_11	2004_12	2005_09	2005_10	2005_11	2005_12
Granville Public School	Granville	8030																				
		8034																				
Grenora Public School	Grenora	8030	7	5	12	13	10	7	5	11	4	13	7	5	5	4	11	8	4	4	4	8
		8030	15	14	0	2	12	14	0	1	13	14	0	0	16	13	0	0	15	16	0	2
North Sargent Public School	Gwinner	8031																				
Halliday Public School	Halliday	8030	10	0	0	0	11	0	0	0	8	0	0	0	3	2	2	0	5	0	0	0
Hankinson Public School	Hankinson	8030	29	0	6	4	29	0	6	0	27	0	9	4	22	0	6	8	23	0	9	2
Harvey High School	Harvey	8030	48	50	32	6	68	24	27	29	59	48	18	18	49	57	33	25	37	48	31	16
Hatton Public School	Hatton	8030	22	19	16	17	15	20	14	18	24	15	14	11	21	21	7	11	24	18	11	3
		8030	18	12	0	16	10	17	0	0	13	10	0	0	9	13	0	0	10	8	0	0
Hazelton-Mof-Brad Public School	Hazelton	8036																				
		8030	70	76	42	25	88	67	44	18	68	80	23	14	45	63	24	35	51	59	17	41
		8051	0	0	0	8																
Hazen High School	Hazen	8052	0	0	0	8																
		8030	16	22	0	0	15	16	1	0	13	14	1	0	13	11	0	0	11	13	0	0
Hebron Public School	Hebron	8036	0	0	0	7	0	0	0	7	0	0	0	7	0	0	0	10	0	0	0	4
		8030	40	42	0	0	34	41	0	0	27	3	0	0	15	0	3	2	8	4	15	15
Hettinger Public School	Hettinger	8036	0	0	21	25	0	0	8	14	0	10	9	21	6	11	0	4	4	17	15	15
Hillsboro High School	Hillsboro	8030	29	12	39	60	13	22	19	32	9	10	45	44	7	7	2	46	8	4	28	22
Valley High School	Hoople	8030	13	16	0	0	17	12	0	0	14	16	0	0	12	14	0	0				
		8030	31	22	0	27	24	32	0	0	19	23	0	0	27	19	0	0	24	28	0	0
Hope Public School	Hope	8036																				
		8030	11	19	10	17	49	11	2	8	23	41	23	7	48	29	8	7	90	38	5	32
Northern Cass Public School	Hunter	8036					0	0	0	8					0	0	12	3	0	0	4	11
Midway Public School	Inkster	8030	23	26	0	0	33	18	0	0	25	30	0	0	35	17	0	0	16	30	0	0
		8030	2	2	3	18																
Anne Carlsen Center for Children	Jamestown	8031									3	6	13	3					7	5	3	15
		8030	158	0	0	0	166	0	0	0	189	3	0	0	171	0	0	0	166	0	0	0
		8031																	1	1	2	0
Jamestown High School	Jamestown	8036	0	0	20	62	0	0	20	94	0	0	0	118	0	0	4	68	0	0	0	114
Kenmare High School	Kenmare	8030	36	42	0	0	29	35	0	0	24	29	0	0	26	26	0	0	28	26	1	0
Kensal Public School	Kensal	8030	7	8	7	1	9	7	3	4	11	9	4	3					4	3	0	1
Killdeer Public School	Killdeer	8030	21	7	4	16	42	2	16	9	39	10	4	15	35	8	13	7	29	0	4	22
Kindred Public School	Kindred	8030	51	15	38	48	108	20	31	48	54	47	35	58	46	13	41	42	52	21	28	63
		8030	10	0	0	0	15	0	0	0	11	0	0	0	13	0	0	0	13	0	0	0
Kulm High School	Kulm	8036																				
		8030	23	27	0	0	13	14	4	3	11	14	6	8	9	11	24	12	19	10	18	5
		8031																				
Lakota High School	Lakota	8036	15	0	2	0	6	4	4	3	6	8	4	5	7	9	22	13	19	7	16	7
LaMoure Public School	LaMoure	8030	42	22	1	11	0	4	5	14	20	6	7	6	20	11	7	10	17	8	9	6
Langdon Area High School	Langdon	8030	55	66	11	12	61	52	11	1	47	55	10	9	51	44	8	7	56	62	9	7
Larimore High School	Larimore	8030	78	61	4	3	42	88	22	10	53	32	37	27	65	36	27	28	47	51	11	33
New Testament Baptist Christian Sch	Larimore	8030					2	5	4	2	6	2	5	3	5	6	1	5	7	4	6	1
Leeds Public School	Leeds	8030	15	25	0	0	15	14	2	0	13	16	1	0	15	13	0	1	26	17	0	0
Faith Christian School	Lehr	8030																	0	0	2	1
Lidgerwood Public School	Lidgerwood	8030	31	21	0	8	20	28	0	13	18	20	0	8	44	32	0	22	28	42	0	11
		8030	14	7	0	0	14	13	0	0					6	8	0	0	0	0	3	7
Burke Central Public School	Lignite	8036	0	1	5	6	2	1	1	5	3	7	1	2	0	3	3	1				

School	City	CourseCD	2001_09	2001_10	2001_11	2001_12	2002_09	2002_10	2002_11	2002_12	2003_09	2003_10	2003_11	2003_12	2004_09	2004_10	2004_11	2004_12	2005_09	2005_10	2005_11	2005_12
Linton Public School	Linton	8030	31	16	12	13	47	35	8	24	38	23	22	20	51	26	6	16	23	35	16	20
Lisbon High School	Lisbon	8036																				
Maddock Public School	Maddock	8030	22	7	0	7	10	0	0	0	23	2	7	4	22	0	0	0	18	0	0	0
		8036					0	0	5	6					0	4	1	3	0	2	4	6
North Shore High School	Makoti	8030	8	7	1	1	13	9	0	0	11	14	6	1	10	12	0	0	10	7	0	0
		8036	0	3	0	0	7	6	3	0	0	11	4	4	5	9	14	0	10	7	0	0
		8030	0	249	16	7	1	194	27	8	4	217	6	15	2	237	10	1	6	244	10	4
		8031																				
		8032	175	4	37	25	170	10	27	32	196	12	32	29	198	9	30	16	182	6	30	34
Mandan High School	Mandan	8036	0	0	201	148	0	0	213	162	0	13	192	134	0	0	169	118	0	2	165	74
		8051	0	0	27	57	0	0	28	73	0	0	22	92	0	0	30	88	0	0	36	108
		8030																				
		8032	35	22	9	6	35	22	9	6	188	76	47	75	188	53	39	29	30	17	10	9
		8034	16	12	10	6	16	12	10	6	188	76	47	75	188	53	39	29	30	17	10	9
		8036	35	22	9	6	69	40	16	11	206	79	50	78	188	53	39	29	30	17	10	9
Marmot Schools	Mandan	8038	16	1	9	6	16	1	9	6	188	76	47	75	188	53	39	29	30	17	10	10
		8030	10	1	1	0	8	7	0	1	2	5	1	4								
		8031																	12	1	6	4
Mandaree Public School	Mandaree	8036													0	0	0	2				
Litchville-Marion High School	Marion	8030	20	4	9	4	19	1	2	12	13	0	3	8	0	23	11	13	12	0	0	12
		8031																				
		8030	15	11	0	0	17	15	0	0	17	16	0	0	14	16	0	0	17	13	0	0
Max Public School	Max	8036																	0	0	5	1
May-Port CG Middle-High School	Mayville	8030	57	58	12	22	51	52	14	15	48	44	15	19	56	42	12	22	24	30	4	0
		8030	13	13	0	0	17	14	0	0	8	18	0	0	12	7	0	0				
McClusky High School	McClusky	8036									0	0	1	5								
Medina Public School	Medina	8030	10	18	11	17	14	17	15	11	8	16	16	10	15	0	0	0	9	0	0	0
Milnor Public School	Milnor	8030	29	24	0	0	20	24	0	0	22	18	0	0	23	23	0	0	28	8	0	2
Minnewaukan Public School	Minnewaukan	8030	7	15	2	0	9	3	0	0	12	5	0	0	15	8	0	0	12	16	0	0
Bishop Ryan High School	Minot	8030	61	64	24	27	51	58	25	8	51	45	19	21	33	46	18	14	35	45	0	0
		8030	537	529	0	0	500	518	0	0	504	480	0	0	481	490	0	0	556	468	0	0
Central Campus School	Minot	8031	4	4	0	0	3	6	0	0	9	0	0	0	3	4	0	0	0	4	5	0
		8030	2	7	3	1	3	2	2	1	5	3	2	1	2	1	4	1	3	5	1	1
Dakota Memorial High School	Minot	8031	2	7	3	1									3	4	1	1				
Magic City Campus High School	Minot	8030	0	0	314	316	0	0	271	292	0	0	276	269	0	0	283	249	0	0	277	217
Our Redeemers Christian School	Minot	8030	17	10	12	18	17	17	11	13	17	10	8	5	17	17	11	4	21	8	13	6
		8030	6	8	9	7	2	8	12	8	2	8	12	8	1	10	9	8	0	12	7	9
Souris River Campus Alt High School	Minot	8031	5	6	3	4	5	6	3	4	5	6	3	4	3	6	3	5	2	4	2	4
Minto Public School	Minto	8030	16	24	0	0	21	17	0	0	15	21	0	0	24	16	0	0	17	24	0	0
Mohall Public School	Mohall	8030	28	35	28	22	23	18	19	25	18	12	9	17	4	27	10	14	6	3	7	8
		8030	8	0	0	0	11	1	1	2	12	0	1	0	9	0	0	1	7	0	0	0
Montpelier Public School	Montpelier	8036					8	0	1	0	5	1	0	0								
Mott-Regent Public School	Mott	8030	18	0	0	0	34	9	9	3	26	1	3	3	25	0	0	0	33	0	0	3
Munich Public School	Munich	8030	9	13	12	12	14	9	13	11	8	14	9	12	7	8	14	9	19	9	8	14

School	City	CourseCD	2001_09	2001_10	2001_11	2001_12	2002_09	2002_10	2002_11	2002_12	2003_09	2003_10	2003_11	2003_12	2004_09	2004_10	2004_11	2004_12	2005_09	2005_10	2005_11	2005_12
Napoleon Public School	Napoleon	8030	19	25	0	0	39	18	0	0	38	0	0	0	23	17	0	0	23	23	0	0
	Neche	8036	0	0	3	2	0	0	3	5	0	0	5	8	0	0	10	7	0	0	0	14
Neche Public School	Neche	8030	8	3	4	9	8	1	2	4	12	9	1	3	8	10	0	6	5	6	2	0
New England Public School	New England	8031																				
		8030	18	6	5	12	25	8	3	19	19	10	4	4	24	8	5	11	23	3	1	3
		8030	23	31	0	0	17	11	0	0	32	37	0	0	15	0	0	0	0	28	0	0
		8031																				
New Rockford Public School	New Rockford	8036					2	7	3	3	0	0	15	9	0	4	15	12	1	1	23	17
New Salem High School	New Salem	8030	30	34	17	62	33	12	19	45	31	29	26	28	36	13	23	41	28	25	51	46
		8030	88	49	5	6	96	26	12	1	91	29	15	15	84	19	7	9	71	43	18	12
New Town High School	New Town	8036	7	7	8	2	0	5	18	7												
Newburg-United Public School	Newburg	8030	9	0	0	0	7	0	0	0	8	0	0	0	9	0	0	0	3	0	0	0
Northwood Public School	Northwood	8030	25	8	7	8	28	1	10	7	35	3	4	8	30	11	3	4	25	13	9	4
Oakes High School	Oakes	8030	40	18	28	33	0	8	17	26	40	12	16	26	36	13	14	19	38	19	33	23
Page Elem School	Page	8030																				
Park River Public School	Park River	8030	48	39	0	0	44	43	0	0	27	43	0	0	36	33	0	0	34	32	0	0
Parshall High School	Parshall	8030	28	25	0	1	27	26	2	0	24	28	0	0	20	20	0	0	19	22	4	2
		8030	12	11	0	4	25	11	4	1	0	18	3	3	13	9	3	0	14	2	0	0
Pembina Public School	Pembina	8036													0	0	4	2	9	1	3	7
		8030	32	9	8	8	33	16	6	20	25	32	7	5	33	1	5	2	40	8	20	11
		8031																	0	3	0	0
Dakota Prairie High School	Petersburg	8036	0	7	2	2	0	14	3	2	1	2	1	3	2	7	0	11				
Pingree-Buchanan High School	Pingree	8030	11	6	0	0	13	8	0	0	16	8	0	0	17	14	0	0	14	16	0	0
		8030	13	12	14	9	8	14	14	14	7	7	13	13	10	8	4	9	5	4	7	2
Powers Lake High School	Powers Lake	8052																	0	0	1	5
		8030	25	9	8	6	15	5	4	12	17	8	4	7	15	15	4	9	16	6	4	11
Prairie Learning Education Center	Raleigh	8036																				
		8030	17	20	4	0	14	17	2	5	18	10	4	0	16	18	0	0	13	14	0	0
Ray Public School	Ray	8036																	4	4	3	2
Rhame Public School	Rhame	8030	4	3	8	4	7	4	1	7	5	7	1	1	6	3	0	0	10	0	0	0
Richardton-Taylor High School	Richardton	8030	37	30	17	15	18	49	5	29	22	31	15	17	26	27	17	28	41	26	7	7
		8030	9	7	4	1					0	0	7	1	2	8	3	5	5	1	4	6
North Central Public School	Rock Lake	8036	0	0	2	2																
		8030	13	13	6	1	11	13	5	2	5	10	1	2	13	0	0	0	14	0	0	0
		8031																				
North Central Public School	Rogers	8036	0	6	5	8	0	6	7	10	15	8	8	10	0	7	2	12	0	13	5	4
Rolette Public School	Rolette	8030	18	15	1	1	18	17	8	9	19	16	2	4	14	20	9	5	20	14	0	0
		8036																				
Mt Pleasant High School	Rolla	8030	56	0	0	0	33	0	0	0	29	0	0	0	27	0	0	0	34	6	10	10
		8030	56	70	43	34	57	59	34	22	51	58	14	11	54	49	25	25	63	53	27	29
Rugby High School	Rugby	8036	0	0	7	6	12	15	8	0	0	0	13	31								
St John Public School	Saint John	8030	0	24	7	6	0	25	8	5	0	25	4	8	0	28	6	10	0	27	6	8
St Thomas Public School	Saint Thomas	8030	9	15	1	2	11	9	6	3	10	12	5	4	6	6	3	4	12	3	2	0
		8030	13	16	0	9	12	14	3	9	13	18	7	0	14	10	0	0	8	14	0	0
		8036													1	6	6	8	0	0	5	3
Sawyer Public School	Sawyer	8030	21	16	7	16	12	22	12	4	12	11	10	16	14	7	9	8	15	14	8	3
Scranton Public School	Scranton	8030	1	5	1	5	0	6	0	3	6	3	0	1	8	6	2	3	3	6	0	0
Selfridge Public School	Selfridge	8030																				
Sherwood Public School	Sherwood	8030	12	11	14	18	6	11	11	14	10	7	10	8	5	6	6	1	5	7	11	1

School	City	CourseCD	2001_09	2001_10	2001_11	2001_12	2002_09	2002_10	2002_11	2002_12	2003_09	2003_10	2003_11	2003_12	2004_09	2004_10	2004_11	2004_12	2005_09	2005_10	2005_11	2005_12
Sheyenne Public School	Sheyenne	8030	12	8	0	0	14	11	0	0	10	14	0	0	8	7	1	0	13	1	0	0
		8036																	8	5	0	0
Solen Public School	Solen	8030	3	8	6	11	11	4	10	11	16	0	1	8	31	11	4	4	9	13	6	2
		8038	7	4	5	2																
South Heart Public School	South Heart	8030	26	20	0	0	18	25	0	0	25	16	0	0	21	26	0	0	21	22	10	9
		8030	48	44	0	0	32	23	0	0	22	33	0	0	39	27	0	0	23	37	0	0
Stanley High School	Stanley	8036	18	8	14	33	18	26	17	33	14	8	41	32	20	4	18	31	22	19	20	28
Starkweather Public School	Starkweather	8030	9	12	8	11	8	9	14	6	9	6	11	12	7	9	7	8	8	6	9	7
		8030	17	0	0	0	27	9	0	0	21	8	2	4	14	3	8	2	23	1	12	8
Steele-Dawson Public School	Steele	8031	0	8	2	0	0	1	1	11												
Strasburg High School	Strasburg	8030	66	3	8	13	20	0	0	10	26	1	6	3	17	6	5	11	6	9	11	4
Surrey Public School	Surrey	8030	57	34	3	3	37	43	0	6	37	35	1	7	37	32	6	0	26	28	0	1
		8030	5	5	0	1	7	4	5	1	7	5	1	3	0	6	2	2	4	7	6	0
		8031																				
Sykes Public School	Sykeston	8052													0	0	3	6				
		8030	4	7	9	4	14	1	1	3					6	2	4	2	10	11	11	14
Tappen Public School	Tappen	8036									11	3	4	3								
Thompson Public School	Thompson	8030	57	13	24	13	46	14	32	44	33	21	22	65	28	34	27	29	19	15	39	47
		8030	21	31	0	0	21	24	0	0	31	19	0	0	28	29	0	0	22	21	0	0
		8031																				
Tioga High School	Tioga	8036	0	0	0	12	0	0	0	10	0	0	3	12	0	0	1	5	0	1	6	4
Dakota Prairie Jr High School	Tolna	8030																				
		8030	18	12	3	1	11	13	7	9	26	19	2	14	0	13	0	0	21	9	12	8
Maple Valley High School	Tower City	8031									0	0	0	1								
		8030	19	27	0	6																
Towner Public School	Towner	8030					17	22	1	5	16	19	0	11	20	19	1	1	23	21	0	0
Eight Mile Public School	Trenton	8030	23	0	0	0	16	0	2	1	18	0	0	0	15	0	0	0	15	0	4	7
Turtle Lake-Mercer Public School	Turtle Lake	8030	22	10	15	1	18	10	8	3	10	9	16	7	11	6	12	3	34	9	16	0
Tuttle-Pettibone High School	Tuttle	8030	14	0	0	0	8	3	0	5	10	0	7	7	11	0	0	0	7	0	0	0
Underwood Public School	Underwood	8030	20	19	11	0	19	7	0	0	6	0	0	0					16	19	2	0
Upham Public School	Upham	8030	6	6	1	0																
		8015																				
		8030	104	109	5	12	118	86	4	3	121	145	5	14	119	109	1	2	79	114	4	2
		8031									0	1	0	1					2	0	2	0
		8032																				
Valley City Jr-Sr High School	Valley City	8036																				
Velva Public School	Velva	8030	29	42	0	0	45	33	0	0	56	46	0	0	40	31	0	0	29	5	0	4
Verona Public School	Verona	8030	7	9	0	0	8	6	0	0	5	7	0	0	5	5	0	0	1	4	0	0
Wahpeton High School	Wahpeton	8030	137	90	11	4	131	90	19	5	131	97	6	1	123	92	6	6	142	60	6	5
Walhalla Public School	Walhalla	8030	23	11	6	6	26	15	5	4	18	6	9	6	11	10	5	10	21	10	9	14
Warwick Public School	Warwick	8030	18	14	10	14	12	13	13	9	19	0	0	0	18	0	0	0	0	12	7	4
Washburn Public School	Washburn	8030	29	26	2	0	33	15	7	0	42	23	9	7	19	10	6	3	15	14	8	2
Johnson Corners Christian Academy	Watford City	8030	6	7	4	3	6	6	7	3	0	6	4	7	3	1	5	0	3	3	1	0
Watford City High School	Watford City	8030	67	48	2	0	57	63	2	0	54	53	0	0	59	52	0	0	41	55	3	1

CourseCD	2001_09	2001_10	2001_11	2001_12	2002_09	2002_10	2002_11	2002_12	2003_09	2003_10	2003_11	2003_12	2004_09	2004_10	2004_11	2004_12	2005_09	2005_10	2005_11	2005_12
8030	6	362	352	361	22	412	352	327	16	355	373	334	21	394	307	359	28	358	364	281
8036	0	0	3	2	0	0	3	2	0	0	3	2	0	0	0	4	0	0	0	0
8030	15	0	0	0	17	0	0	0	13	0	0	0	12	0	0	0	11	4	6	6
8030	0	2	4	0	0	0	9	1	6	1	0	2	0	0	9	2	0	7	0	2
8015	5	6	0	0	5	11	4	7	8	6	0	0	6	8	2	5	1	5	2	2
8030	7	3	3	0	19	11	5	0	5	0	0	4	9	11	15	4	13	11	2	12
8030	21	38	20	26	21	44	18	18	5	0	0	4	9	11	15	4	13	11	2	12
8036	0	0	0	0	0	0	0	16												
8015																				
8030	20	53	10	7	26	53	23	13	38	62	6	10	59	62	0	0	33	62	10	10
8036	0	11	38	62	18	50	29	41	0	25	32	55	0	30	14	70	0	5	51	43
8030	17	21	7	7	17	15	10	17	27	19	9	1	18	11	0	4	8	13	10	0
8030	17	12	0	0	9	16	0	0	15	10	0	0	12	14	0	0	8	12	2	5
8030	11	2	5	2	5	7	0	4	8	3	0	0	6	3	6	7	1	6	2	2
8030	22	22	0	0	16	24	0	0	26	17	0	0	21	25	0	0	19	21	0	0
8030	6	5	3	1	5	7	1	2					2	7	5	1	8	2	4	4
8030	26	32	0	0	25	26	0	0	31	25	0	0	21	27	0	0	34	21	0	0
8036																				
8030	8	3	4	15	4	14	3	10	0	2	4	2	3	7						

School	City
West Fargo High School	West Fargo
Westhope Public School	Westhope
White Shield Public School	White Shield
Wildrose-Alamo Public School	Wildrose
Wildrose-Alamo Public School	Wildrose
Trinity Christian School	Williston
Williston High School	Williston
Wilton Public School	Wilton
Wimbledon-Courtenay Public School	Wimbledon
Wing Public School	Wing
Wishek Public School	Wishek
Wolford Public School	Wolford
Wyndmere Public School	Wyndmere
Zeeland Public School	Zeeland

g:\Approval and Accreditation\Reports\FE\HistBySchoolCourseYear04REV.xls

Family Living	8015	33	2,614	250	1	839	267	17	91	65	<b>5,210</b>
General PE	8030	42	1,937	165	2	35	171	21	183	82	<b>2,897</b>
Adaptive PE	8031	242	3,853	544	5	0	1,217	39	36	176	<b>7,661</b>
Swimming & Water Safety	8032	182	5,245	350	104	51	1,112	56	31	563	<b>10,015</b>
Dance	8034	31	2,564	322	0	747	398	18	128	166	<b>5,314</b>
Individual & Dual Sports	8036	30	1,893	276	1	0	283	18	202	123	<b>3,103</b>
Gymnastics	8038	226	4,030	734	11	20	1,364	45	22	275	<b>8,356</b>
Physiology	8051	376	5,297	734	143	66	1,167	108	19	611	<b>11,383</b>
Human Anatomy	8052	34	2,590	349	0	665	492	1	136	134	<b>5,285</b>
		21	2,051	249	3	30	305	3	196	143	<b>3,251</b>
		252	4,143	684	16	1	1,460	3	26	264	<b>8,573</b>
		247	5,475	875	140	53	1,249	53	22	608	<b>11,710</b>
		66	2,452	313	0	656	413	20	174	174	<b>5,125</b>
		73	1,999	316	3	47	311	17	227	116	<b>3,411</b>
		228	4,222	713	23	6	1,371	22	21	340	<b>8,747</b>
		240	5,456	727	132	67	1,127	26	18	511	<b>11,263</b>
		68	2,407	219	0	640	321	22	159	147	<b>4,806</b>
		45	1,970	282	3	37	240	10	229	94	<b>3,220</b>
		225	4,305	748	0	10	1,522	19	25	256	<b>9,036</b>
		284	5,591	863	196	58	1,275	85	17	546	<b>12,247</b>

Historical School Enrollments by North Dakota Schools in Health  
 NDDPI 01/31/2005

IDP	School	City \ Grade	8010 2004 9	8010 2004 10	8010 2004 11	8010 2004 12	8010 2005 9	8010 2005 10	8010 2005 11	8010 2005 12	9129 2004 9	9129 2004 10	9129 2004 11	9129 2004 12	9129 2005 9	9129 2005 10	9129 2005 11	9129 2005 12	13023 2004 9	13023 2004 10	13023 2004 11	13023 2004 12	13023 2005 9	13023 2005 10	13023 2005 11	13023 2005 12	18010 2004 9	18010 2004 10	18010 2004 11	18010 2004 12	18010 2005 9	18010 2005 10	18010 2005 11	18010 2005 12	
270020315	Alexander Public School	Alexander	6	8	0	0	1	4	3	0	0	0	0	0	0	0	0	0	0	0	0	0	0	0	0	0	0	0	0	0	0	0	0	0	
250140389	Anamoose Public School	Anamoose	8	14	0	0	0	9	10	0	1	0	0	0	0	0	0	0	0	0	0	0	0	0	0	0	0	0	0	0	0	0	0	0	
260090539	Ashley Public School	Ashley	19	23	0	0	0	13	18	0	0	0	0	0	0	0	0	0	0	0	0	0	0	0	0	0	0	0	0	0	0	0	0	0	
170030850	Beach High School	Beach	33	8	8	8	26	7	5	19	0	0	0	0	0	0	0	0	0	0	0	0	0	0	0	0	0	0	0	0	0	0	0	0	
400078567	Turtle Mt Comm High School	Belcourt	186	16	1	1	169	15	3	0	0	0	0	0	0	0	0	0	0	0	0	0	0	0	0	0	0	0	0	0	0	0	0	0	
450130884	Belfield Public School	Belfield	0	0	0	0	0	0	0	0	0	0	0	0	0	0	0	0	0	0	0	0	0	0	0	0	0	0	0	0	0	0	0	0	
511610916	Berthold Public School	Berthold	15	0	0	0	17	0	0	0	0	0	0	0	0	0	0	0	0	0	0	0	0	0	0	0	0	0	0	0	0	0	0	0	
290270924	Beulah High School	Beulah	0	3	16	9	0	5	6	9	0	0	0	0	0	0	0	0	0	0	0	0	0	0	0	0	0	0	0	0	0	0	0	0	
480020964	Bisbee-Egeland Public School	Bisbee	0	10	1	4	0	17	3	17	10	0	0	0	0	0	0	0	0	0	0	0	0	0	0	0	0	0	0	0	0	0	0	0	
80010970	Bismarck High School	Bismarck	0	36	8	15	0	10	0	8	0	0	0	0	0	0	0	0	0	0	0	0	0	0	0	0	0	0	0	0	0	0	0	0	
80011365	Century High School	Bismarck	0	0	21	1	0	0	0	0	0	0	0	0	0	0	0	0	0	0	0	0	0	0	0	0	0	0	0	0	0	0	0	0	
84107789	Dakota Adventist Academy	Bismarck	0	0	21	1	0	0	0	0	0	0	0	0	0	0	0	0	0	0	0	0	0	0	0	0	0	0	0	0	0	0	0	0	
84159900	Shiloh Christian School	Bismarck	25	0	0	0	21	0	0	0	0	0	0	0	0	0	0	0	0	0	0	0	0	0	0	0	0	0	0	0	0	0	0	0	
80018050	South Central Alt High School	Bismarck	0	0	8	25	0	0	20	22	3	6	0	5	0	2	2	3	0	28	0	0	0	0	20	0	0	0	0	0	0	0	0	0	0
50011033	Bottineau Jr-Sr High School	Bottineau	0	0	8	25	0	0	20	22	3	6	0	5	0	2	2	3	0	0	0	0	0	0	0	0	0	0	0	0	0	0	0	0	
70141037	Bowbells Public School	Bowbells	4	7	0	0	0	0	0	0	0	0	0	0	0	0	0	0	0	0	0	0	0	0	0	0	0	0	0	0	0	0	0	0	
60011043	Bowman Public School	Bowman	0	28	1	0	0	40	0	0	0	0	0	0	0	0	0	0	0	0	0	0	0	0	0	0	0	0	0	0	0	0	0	0	
490031369	Central Valley Public School	Buxton	0	0	0	0	0	0	0	0	0	0	0	0	0	0	0	0	9	0	0	0	0	0	0	0	0	0	0	0	0	0	0	0	
100141028	Border Central Public School	Calvin	0	0	0	0	0	0	0	0	0	0	0	0	0	0	0	0	5	1	0	0	0	2	0	0	0	5	0	0	0	0	0	0	
480081277	Cando Public School	Cando	0	0	0	0	0	0	0	0	22	0	0	0	0	0	0	0	0	0	0	0	0	0	0	0	0	0	0	0	0	0	0	0	
190181306	Roosevelt Public School	Carson	0	0	0	0	0	0	0	0	0	10	0	0	0	0	0	0	0	0	0	0	0	0	0	0	0	0	0	0	0	0	0	0	
90171354	Central Cass Public School	Casselton	61	0	0	0	61	0	0	0	0	0	0	0	0	0	0	0	0	0	0	0	0	0	0	0	0	0	0	0	0	0	0	0	
340061323	Cavalier Public School	Cavalier	45	0	0	0	58	0	0	1	0	0	0	0	0	0	0	0	0	0	0	0	0	0	0	0	0	0	0	0	0	0	0	0	
330011350	Center Public School	Center	0	0	0	0	30	30	0	0	0	0	0	0	0	0	0	0	0	0	0	0	0	0	0	0	0	0	0	0	0	0	0	0	
330181350	Center Public School	Center	25	29	0	2	0	0	0	0	0	0	0	0	0	0	0	0	0	0	0	0	0	0	0	0	0	0	0	0	0	0	0	0	
390446120	Richland Jr-Sr High School	Collfax	0	0	0	0	0	0	0	0	0	0	0	0	0	22	0	0	0	0	0	0	0	0	0	0	0	0	0	0	0	0	0	0	
200181555	Griggs Co Central High School	Cooperstown	0	0	0	0	0	0	0	0	23	0	0	0	17	0	0	0	0	0	0	0	0	0	0	0	0	0	0	0	0	0	0	0	
120011866	Divide County High School	Crosby	0	0	0	0	0	23	0	0	0	29	0	0	0	0	0	0	0	0	0	0	0	0	0	0	0	0	0	0	0	0	0	0	
510078823	Des Lacs-Burlington High School	Des Lacs	2	1	1	2	0	2	27	6	0	0	0	0	0	0	0	0	0	0	0	0	0	0	0	0	0	0	0	0	0	0	0	0	
360011829	Devils Lake High School	Devils Lake	0	3	28	10	0	2	27	6	0	0	0	0	0	0	0	0	0	0	0	0	0	0	0	0	0	0	0	0	0	0	0	0	
368006710	School for the Deaf	Devils Lake	0	0	0	0	0	0	0	0	0	0	0	0	0	0	0	0	0	1	1	0	0	0	0	0	0	0	0	0	0	0	0	0	
450011845	Dickinson High School	Dickinson	0	0	0	0	0	0	0	0	26	199	0	0	0	239	0	0	0	0	0	0	0	0	0	0	0	0	0	0	0	0	0	0	0
454101842	Dickinson Trinity High School	Dickinson	0	39	0	0	26	24	0	0	0	0	0	0	0	0	0	0	0	0	0	0	0	0	0	0	0	0	0	0	0	0	0	0	
250571925	Drake Public School	Drake	0	0	0	0	12	0	0	0	0	0	0	0	0	0	0	0	0	0	0	0	0	0	0	0	0	0	0	0	0	0	0	0	
340191928	Drayton Public School	Drayton	23	0	0	0	15	0	0	0	0	0	0	0	0	0	0	0	0	0	0	0	0	0	0	0	0	0	0	0	0	0	0	0	
400011966	Dunseith High School	Dunseith	28	1	6	0	23	4	0	1	0	0	0	0	0	0	0	0	0	0	8	4	9	0	0	0	1	0	0	0	0	0	0	0	
230032107	Edgeley Public School	Edgeley	0	0	0	0	0	0	0	0	0	0	0	0	0	0	0	24	0	0	0	0	0	0	0	0	0	0	0	0	0	0	0	0	
501062109	Edinburg Public School	Edinburg	0	0	0	0	0	0	0	0	10	0	0	0	0	0	0	0	0	0	0	0	0	0	0	0	0	0	0	0	0	0	0	0	0
360022113	Edmore Public School	Edmore	0	0	0	0	0	0	0	0	0	20	0	0	0	11	0	0	0	0	0	0	0	0	0	0	0	0	0	0	0	0	0	0	0

IDP	School	City \ Grade	8010 2004	8010 2004	8010 2004	8010 2004	9010 2005	8010 2005	8010 2005	8010 2005	8010 2005	9129 2004	9129 2004	9129 2004	9129 2004	9129 2005	9129 2005	13023 2004	13023 2004	13023 2004	13023 2004	13023 2005	13023 2005	13023 2005	18010 2004	18010 2004	18010 2004	18010 2004	18010 2005	18010 2005	18010 2005	18010 2005
190492328	Elgin-New Leipzig Public School	Elgin	14	0	2	0	22	14	5	6																						
110402333	Ellendale Public School	Ellendale	27	0	0	0	20	0	0	0																						
370222387	Enderlin Public School	Enderlin										0	0	6	5	0	4	2	7													
390182739	Fairmount Public School	Fairmount	6	0	0	0	13	0	0	0																						
90010713	Ben Franklin Jr High School	Fargo	54	0	0	0									212	24	0	0														
90011855	Discovery Jr High School	Fargo																														
98011867	Division of Independent Study	Fargo	0	0	0	747	0	0	0	823					0	0	0	73														
94056210	Oak Grove Lutheran School	Fargo	0	0	42	2	0	0	42	1																						
94017826	Shanley High-Sullivan Middle School	Fargo	92	0	0	0	79	0	0	0																						
520252792	Fessenden-Bowdon Public School	Fessenden	0	7	3	0	0	16	0	2																						
460192827	Finley-Sharon Public School	Finley													0	9	0	0														
500792891	Fordville Public School	Fordville													6	0	0	0														
410067709	Sargent Central Public School	Forman										0	25	0	1	0	19	0	0													
30302910	Four Winds Comm High School	Fort Totten	2	18	21	7	11	18	17	1	0	1	10	0	0	3	8	3														
439002905	Standing Rock Comm Grant High Sch	Fort Yates	45	1	5	0	45	9	2	0																						
240563013	Gackle-Streeter Public School	Gackle	0	7	9	0	0	6	2	0																						
280513052	Garrison High School	Garrison	25	0	0	0	36	0	0	1																						
300483165	Glen Ullin Public School	Glen Ullin										16	0	0	0																	
380263169	Glenburn Public School	Glenburn					2	0	0	0																						
200073172	Midkota High School	Glenfield	0	16	0	0	15	0	0	0																						
290204781	Golden Valley High School	Golden Valley										5	1	0	1	8	0	0	0													
420163199	Goodrich Public School	Goodrich					5	4	2	2																						
500033231	Grafton High School	Grafton	20	6	0	0	0	8	1	8																						
180013239	Central High School	Grand Forks	4	244	5	1	2	297	3	2																						
180011530	Community Alt High School	Grand Forks													10	9	6	0														
180017360	Red River High School	Grand Forks	0	356	1	1	0	307	3	1																						
250603253	Granville Public School	Granville	0	6	2	1	4	1	6	6																						
530993281	Grenora Public School	Grenora	5	0	0	0	4	0	0	0																						
410036130	North Sargent Public School	Gwinner										16	0	0	0	15	0	0	0													
130193390	Halliday Public School	Halliday	3	2	1	0	4	0	0	0																						
390083432	Hankinson Public School	Hankinson	0	0	6	8	0	0	9	2																						
520383479	Harvey High School	Harvey	49	54	0	0	37	46	1	0																						
490073504	Hatton Public School	Hatton										1	0	0	6	0	2	0	7													
150063525	Hazellton-Mof-Brad Public School	Hazellton	0	0	1	5	10	0	0	0																						
290033529	Hazen High School	Hazen	0	62	3	0	0	58	1	0																						
300133537	Hebron Public School	Hebron	13	11	0	0																										
10133599	Hettinger Public School	Hettinger	0	0	12	17	0	0	22	17																						
490093630	Hillsboro High School	Hillsboro										0	1	4	1																	
340123721	Valley High School	Hoople													11	11	0	0														
460103729	Hope Public School	Hope	13	20	0	0	12	13	0	0	14	0	0	0	12	13	0	0														

IDP	School	City \ Grade	8010 2004 9	8010 2004 10	8010 2004 11	8010 2004 12	910 2005 9	910 2005 10	910 2005 11	910 2005 12	9129 2004 9	9129 2004 10	9129 2004 11	9129 2004 12	9129 2005 9	9129 2005 10	9129 2005 11	9129 2005 12	13023 2004 9	13023 2004 10	13023 2004 11	13023 2004 12	13023 2005 9	13023 2005 10	13023 2005 11	13023 2005 12	18010 2004 9	18010 2004 10	18010 2004 11	18010 2004 12	18010 2005 9	18010 2005 10	18010 2005 11	18010 2005 12			
90976121	Northern Cass Public School	Hunter	0	29	0	0	0	0	43	0	0																										
181285707	Midway Public School	Inkster	6	17	0	0	0	2	25	0	0																										
470018231	Adol & Child Treatment Center	Jamestown																	0	0	1	0	0	0	1	1											
470014570	Jamestown High School	Jamestown	171	0	0	0	150	0	0	0																											
510284882	Kenmare High School	Kenmare	0	25	0	0	0	0	27	1	0																										
470194892	Kensal Public School	Kensal	4	0	0	0	4	0	0	0																	4	0	0	0							
90024933	Kindred Public School	Kindred	66	0	0	0	51	0	0	0																											
230075068	Kulm High School	Kulm	13	0	0	0	13	0	0	0																											
230085145	LaMoure Public School	LaMoure									23	0	0	0	10	0	0	0																			
100235153	Langdon Area High School	Langdon	0	4	3	11	0	1	4	3																											
180445169	Larimore High School	Larimore	60	0	1	0	47	0	0	0																											
184286038	New Testament Baptist Christian Sch	Larimore																	0	0	0	4	0	0	0	1											
30065184	Leeds Public School	Leeds																									4	0	2	1		6	0	0	0		
390285260	Lidgerwood Public School	Lidgerwood	22	0	0	0	14	0	0	0																											
70365262	Burke Central Public School	Lignite	6	8	0	0																															
150365288	Linton Public School	Linton									0	22	4	24	0	9	4	9																			
370195296	Lisbon High School	Lisbon	0	6	2	8	0	9	7	7																											
30090902	Maddock Public School	Maddock	0	3	0	1	0	7	4	0	8	0	0	0	6	0	0	0																			
511615446	North Shore High School	Makoti													11	0	4	5																			
300015453	Mandan High School	Mandan	294	8	1	0	276	6	0	0					7	10	6	6																			
308005458	Marmot Schools	Mandan																																			
270365459	Mandaree Public School	Mandaree					10	0	1	0																											
20465483	Litchville-Marion High School	Marion	23	0	0	0	13	0	0	0																											
280505519	Max Public School	Max	14	0	0	0	17	0	0	0																											
490145526	May-Port CG Middle-High School	Mayville													0	1	13	18																			
420195532	McClusky High School	McClusky																						3	11	0	0										
470035657	Medina Public School	Medina	0	0	0	13	0	0	0	14																											
410025719	Milnor Public School	Milnor	24	0	0	0	28	0	0	0																											
30055741	Minnewaukan Public School	Minnewaukan	15	8	0	0	11	5	0	0																											
514090968	Bishop Ryan High School	Minot	0	47	0	0	0	12	7	9																											
510015750	Central Campus School	Minot	6	18	0	0	11	1	0	0																											
514013200	Dakota Memorial High School	Minot	2	1	4	2	0	0	1	1																											
510018047	Souris River Campus Alt High School	Minot									0	0	1	5	0	2	3	2																			
500205759	Minto Public School	Minto	0	16	0	0	0	24	0	0																											
380015778	Mohall Public School	Mohall																																			
380095778	Mohall Public School	Mohall									0	0	0	10																							
470145794	Montpelier Public School	Montpelier	0	0	0	3									0	0	0	8																			
210015858	Mott-Regent Public School	Mott	25	0	0	0	33	0	0	3																											
240025977	Napoleon Public School	Napoleon									23	23	0	0																							
340555999	Neché Public School	Neché	8	0	0	0	5	0	0	0																											

IDP	School	City \ Grade	8010 2004 9	8010 2004 10	8010 2004 11	8010 2004 12	910 2005 9	8010 2005 10	8010 2005 11	8010 2005 12	9129 2004 9	9129 2004 10	9129 2004 11	9129 2004 12	9129 2005 9	9129 2005 10	9129 2005 11	9129 2005 12	13023 2004 9	13023 2004 10	13023 2004 11	13023 2004 12	13023 2005 9	13023 2005 10	13023 2005 11	13023 2005 12	18010 2004 9	18010 2004 10	18010 2004 11	18010 2004 12	18010 2005 9	18010 2005 10	18010 2005 11	18010 2005 12			
210096026	New England Public School	New England																																			
140015971	New Rockford Public School	New Rockford																																			
300076033	New Salem High School	New Salem																																			
310016039	New Town High School	New Town	70	0	0	0	57	5	2	1									38	0	0	0	20	8	1	2											
50546043	Newburg-United Public School	Newburg	9	0	0	0	3	0	0	0																											
181296134	Northwood Public School	Northwood																																			
110416215	Oakes High School	Oakes	35	0	0	0	37	2	0	1																											
90046641	Oriska Elem School	Oriska	16	0	0	0																															
500789208	Park River Public School	Park River	30	0	0	0	34	0	0	0																											
310036925	Parshall High School	Parshall																																			
340016982	Pembina Public School	Pembina	13	0	0	0	14	0	0	0																											
320018826	Dakota Prairie High School	Petersburg	0	23	1	0	0	27	1	0																											
470107087	Pingree-Buchanan High School	Pingree	17	14	0	0	14	16	0	0																											
70277158	Powers Lake High School	Powers Lake					1	4	1	1																											
194010035	Prairie Learning Education Center	Raleigh	0	0	0	3	0	0	0	5																											
530027352	Ray Public School	Ray	16	0	0	0	13	0	0	0																											
60177421	Rhame Public School	Rhame	6	0	0	0	10	0	0	0																											
450347433	Richardton-Taylor High School	Richardton	26	0	0	0	29	0	0	0																											
480286122	North Central Public School	Rock Lake	2	8	3	5	7	2	9	6																											
20856118	North Central Public School	Rogers	13	0	0	0																															
400297555	Rolette Public School	Rolette	1	0	2	0																															
400045055	Mt Pleasant Public School	Rolla	27	0	0	0	34	0	0	0																											
350057614	Rugby High School	Rugby	54	0	0	0	64	0	0	0																											
400038152	St John Public School	Saint John	0	28	0	0	0	27	0	0																											
340438212	St Thomas Public School	Saint Thomas	0	10	0	0	0	5	0	0																											
510167717	Sawyer Public School	Sawyer	14	10	0	2									8	14	0	0																			
60337785	Scranton Public School	Scranton	14	0	0	0	17	0	0	0																											
430087804	Selfridge Public School	Selfridge	8	6	2	0	3	6	0	0																											
380017858	Sherwood Public School	Sherwood																																			
380027858	Sherwood Public School	Sherwood	7	0	0	0																															
140127861	Sheyenne Public School	Sheyenne	0	7	0	0	21	6	0	0																											
430038036	Solen Public School	Solen	0	0	1	3	0	4	3	2																											
450098060	South Heart Public School	South Heart																																			
310028218	Stanley High School	Stanley	0	26	0	0	0	37	0	0					0	0	2	4																			
360448230	Starkweather Public School	Starkweather	9	0	0	0	8	0	0	0					0	0	2	3																			
220268232	Steele-Dawson Public School	Steele																																			
150158248	Strasburg High School	Strasburg					17	0	0	0																											
510418266	Surrey Public School	Surrey																		0	32	0	0	0	28	0	2										
520398284	Sykes Public School	Sykeston	9	0	0	0																															
220288318	Tappen Public School	Tappen	6	2	5	2	10	12	11	14																											

IDP	School	City \ Grade	8010 2004 9	8010 2004 10	8010 2004 11	8010 2004 12	10 2005 9	10 2005 10	10 2005 11	10 2005 12	Totals
180618416	Thompson Public School	Thompson									4
530158463	Tioga High School	Tioga	0	29	0	0	20	24	0	0	4
90041148	Maple Valley High School	Tower City					21	0	0	0	
250606046	Towner Public School	Towner	20	19	1	1	23	21	0	0	
530062270	Eight Mile Public School	Trenton						0	0	19	
280728562	Turtle Lake-Mercer Public School	Turtle Lake	0	0	19	0	0	0	14	0	
220208571	Tuttle-Pettibone High School	Tuttle	11	0	0	0	7	0	0	0	
280088806	Underwood Public School	Underwood	14	1	4	4	16	0	0	0	
20028954	Valley City Jr-Sr High School	Valley City	122	124	2	2	97	117	2	1	
250019003	Velva Public School	Velva									
230119009	Verona Public School	Verona	5	0	0	0	1	0	0	0	
390379170	Wahpeton High School	Wahpeton	118	0	0	1	141	0	1	0	
340279186	Walhalla Public School	Walhalla						21	0	0	
30299219	Warwick Public School	Warwick						0	0	16	
280049239	Washburn Public School	Washburn	14	12	0	0	21	9	0	0	
274150060	Johnson Corners Christian Academy	Watford City	3	1	5	0					
270015606	Watford City High School	Watford City	59	0	0	0	39	0	0	0	
90069315	West Fargo High School	West Fargo	407	17	6	6					418
50179325	Westhope Public School	Westhope									19
280859363	White Shield Public School	White Shield									11
530919409	Wildrose-Alamo Public School	Wildrose	6	8	0	0	1	5	0	0	
534108560	Trinity Christian School	Williston	13	0	0	0	9	0	2	2	
530019416	Williston High School	Williston									0
280019451	Wilton Public School	Wilton	18	0	0	0	8	0	0	0	2
20829463	Wimbledon-Courtenay Public School	Wimbledon	12	0	0	0	8	12	2	5	
80289470	Wing Public School	Wing	6	6	3	6	7	1	6	2	
260199477	Wishek Public School	Wishek	21	25	0	0	19	21	0	0	
350019508	Wolford Public School	Wolford									0
390429627	Wyndmere Public School	Wyndmere	0	27	0	0	0	21	0	0	4
	Totals		2862	1629	277	940	2321	1549	259	1033	581

Historical High School Enrollments by North Dakota School in 8010-PE Health, 9129-FCS Health, 13023-Sci Health, and 18010-Health Health

NDDPI 01/13/2005

District	City	Physical Education					Family & Consumer Sci					Science					Health Education				
		8010 2001	8010 2002	8010 2003	8010 2004	8010 2005	9129 2001	9129 2002	9129 2003	9129 2004	9129 2005	13023 2001	13023 2002	13023 2003	13023 2004	13023 2005	18010 2001	18010 2002	18010 2003	18010 2004	18010 2005
Alexander Public School	Alexander	24	35	27	15	7															
Anamoose Public School	Anamoose	21	21	22	22	20															
Ashley Public School	Ashley	33	29	35	42	31															
Beach High School	Beach			65	57	57															
Turtle Mt Comm High School	Belcourt	245	262	231	204	187															
Belfield Public School	Belfield						X	32	29	23	26										
Berthold Public School	Berthold	18	10	16	15	17															
Beulah High School	Beulah	36	20	8	28	20	21	15	20			11									
Bisbee-Egeland Public School	Bisbee						10	17	13	10	10										
Bismarck High School	Bismarck	79	71	45	15	37															
Century High School	Bismarck	32	19	22	59	18															
South Central Alt High School	Bismarck										44	20	16	28	20						
St Marys Central High School	Bismarck		0	37																	
Dakota Adventist Academy	Bismarck	11	20		22																
Shiloh Christian School	Bismarck				25	21															
Bottineau Jr-Sr High School	Bottineau	159	165	171	33	42			14	7											
Bowbells Public School	Bowbells			1	11																
Bowman Public School	Bowman	52	31	41	29	40															
Central Valley Public School	Buxton	25	25	25											9						
Border Central Public School	Calvin	7		5											6	7					
Cando Public School	Cando	32						21	29	22											
Carrington High School	Carrington																				
Central Cass Public School	Casselton	67	68	71	61	61															
Cavalier Public School	Cavalier	54	59	44	45	59															
Center Public School	Center	65	64	50	56	60															
Richland Jr-Sr High School	Colfax						X	20	22	31	22										
Griggs Co Central Public School	Cooperstown						30	28	35	23	17										
Divide County High School	Crosby					23	26	26	39	29											
Des Lacs-Burlington High School	Des Lacs	8	18	12	6																
Devils Lake High School	Devils Lake	24		37	41	35															
School for the Deaf	Devils Lake	2		6																	
Dickinson High School	Dickinson						234	232	239	225	239			12		2					
Dickinson Trinity High School	Dickinson	26	42	63	39	50															
Drake Public School	Drake	16		3		12															
Drayton Public School	Drayton	22	23	16	23	15															
Dunseith High School	Dunseith	36		49	35	28															
Edgeley Public School	Edgeley						X	23	23	23	24										
Edinburg Public School	Edinburg						15		17	10	10										
Edmore Public School	Edmore						12	7	19	20	11										



District	City	Physical Education					Family & Consumer Sci					Science					Health Education				
		8010 2001	8010 2002	8010 2003	8010 2004	8010 2005	9129 2001	9129 2002	9129 2003	9129 2004	9129 2005	13023 2001	13023 2002	13023 2003	13023 2004	13023 2005	18010 2001	18010 2002	18010 2003	18010 2004	18010 2005
Elgin-New Leipzig Public School	Elgin	29	27	14	16	47															
Ellendale Public School	Ellendale	31	29	29	27	20															
Enderlin Public School	Enderlin						7	9	11	11	13										
Fairmount Public School	Fairmount		9	11	6	13															
Ben Franklin Jr High School	Fargo	74	50	41	54																42
Discovery Jr High School	Fargo																				528
Shanley High-Sullivan Middle School	Fargo	133	136	68	92	79											547	477	455	503	
Oak Grove Lutheran School	Fargo	29	49	49	44	43															
Division of Independent Study	Fargo	612	623	641	747	823															
Fessenden-Bowdon Public School	Fessenden	4	42	10	10	18															
Finley-Sharon Public School	Finley							17	17												
Flasher Public School	Flasher		31	20																	
Fordville Public School	Fordville	11	16																		15
Sargent Central Public School	Forman						27	27	30	26	19										
Four Winds Comm High School	Fort Totten	70	17	57	48	47	12	40													
Standing Rock Comm Grant High Sch	Fort Yates	61	29	35	51	56															27
Gackle-Streeter Public School	Gackle	28	24	8	16	8															
Garrison High School	Garrison	33	43	37	25	37															
Glen Ullin Public School	Glen Ullin						8	5	17	16											
Glenburn Public School	Glenburn		8			2															
Midkota High School	Glenfield	26	10	18	16	15															
Golden Valley High School	Golden Valley						12	11	16	7	8										
Goodrich Public School	Goodrich	3			11	13															
Grafton High School	Grafton	50	55	18	26	17															
Community Alt High School	Grand Forks						X	41	26	25	25										
Central High School	Grand Forks	338	287	291	254	304															
Red River High School	Grand Forks	377	353	338	358	311															
Grenora Public School	Grenora	7	10	4	5	4															
North Sargent Public School	Gwinner						29	12	17	16	15										
Halliday Public School	Halliday	10	11	8	6	4															
Hankinson Public School	Hankinson	29			14	11															
Harvey High School	Harvey	120	90	106	103	84															
Hatton Public School	Hatton						X	8	7	7	9										
Hazelton-Mof-Brad Public School	Hazelton	18	10		6	10															
Hazen High School	Hazen	73	67	93	65	59															
Hebron Public School	Hebron		32	28	24																
Hettinger Public School	Hettinger	49	18	56	29	39															
Hillsboro High School	Hillsboro																				
Valley High School	Hoople						X	11		6											
Hope Public School	Hope		31	25	33	25		29	30	26	22										
								22	19	14	25										



District	City	Physical Education					Family & Consumer Sci					Science					Health Education				
		8010 2001	8010 2002	8010 2003	8010 2004	8010 2005	9129 2001	9129 2002	9129 2003	9129 2004	9129 2005	13023 2001	13023 2002	13023 2003	13023 2004	13023 2005	18010 2001	18010 2002	18010 2003	18010 2004	18010 2005
Northern Cass Public School	Hunter	39	26	49	29	43															
Midway Public School	Inkster	28	19	28	23	27															
Jamestown High School	Jamestown	158	166	189	171	150															
Kenmare High School	Kenmare				25	28	78	31	30												
Kensal Public School	Kensal		9	11	4	4						7									4
Killdeer Public School	Killdeer						9	17													
Kindred Public School	Kindred	54	69	53	66	51															
Kulm High School	Kulm	12	15	11	13	13															
Lakota High School	Lakota	27	23	6																	
LaMoure Public School	LaMoure						43	21	33	23	10										
Langdon Area High School	Langdon	7	6	21	18	8															
Larimore High School	Larimore	74	68	52	61	47															
New Testament Baptist Christian Sch	Larimore											5	2	3	4	1					
Leeds Public School	Leeds	11																			
Faith Christian School	Lehr		2																3	7	6
Lidgerwood Public School	Lidgerwood	31	20	18	22	14															
Burke Central Public School	Lignite	21	27		14																
Linton Public School	Linton						11	29	40	50	22										
Lisbon High School	Lisbon		12	18	16	23															
Maddock Public School	Maddock				4	11	7			8	6										
North Shore High School	Makoti							0		24	20										
Mandan High School	Mandan	280	251	278	303	282															
Marmot Schools	Mandan						X	21	19	9	29										
Mandaree Public School	Mandaree	46	23	11		11															
Litchville-Marion High School	Marion	20	19	13	23	13															
Max Public School	Max	15	17	17	14	17															
May-Port CG Middle-High School	Mayville						X	65	71	54	32										
McClusky High School	McClusky	26	31	26																	
Medina Public School	Medina			11	13	14	17													14	
Milnor Public School	Milnor				24	28															
Minnewaukan Public School	Minnewaukan		3	1	23	16							22								
Central Campus School	Minot	40	38	22	24	12															
Souris River Campus Alt High School	Minot							9	9	6	7										
Dakota Memorial High School	Minot	13			9	2															
Bishop Ryan High School	Minot	67	55	46	47	28															
Our Redeemers Christian School	Minot	17	15	18																	
Minto Public School	Minto	47	17	40	16	24															
Mohall Public School	Mohall						10	7	11	10	9										
Montpelier Public School	Montpelier	1	6		3					6	8										

District	City	Physical Education					Family & Consumer Sci					Science					Health Education				
		8010 2001	8010 2002	8010 2003	8010 2004	8010 2005	9129 2001	9129 2002	9129 2003	9129 2004	9129 2005	13023 2001	13023 2002	13023 2003	13023 2004	13023 2005	18010 2001	18010 2002	18010 2003	18010 2004	18010 2005
Mott-Regent Public School	Mott	18	43	26	25	36															
Munich Public School	Munich																				
Napoleon Public School	Napoleon						X	39	38	40	46										
Neché Public School	Neché	10		21	8	5															
New Rockford Public School	New Rockford	16						22	36	33	16										
New Salem High School	New Salem											29	33	31	38	31					
New Town High School	New Town	125	58	73	70	65															
Newburg-United Public School	Newburg	9	7	8	9	3															
Northwood Public School	Northwood						24	28	35	15	25										
Oakes High School	Oakes	40	61	36	35	40															
Park River Public School	Park River	48	45	30	30	34															
Parshall High School	Parshall							26	27	18	20										
Pembina Public School	Pembina	12	24	13	13	14															
Dakota Prairie High School	Petersburg	27	26	31	24	28		12													
Pingree-Buchanan High School	Pingree	17	21	24	31	30															
Powers Lake High School	Powers Lake	6				7			17	2											
Prairie Learning Education Center	Raleigh	3	2	3	3	5															
Ray Public School	Ray	18	15	18	16	13															
Rhame Public School	Rhame	4	9	5	6	10															
Richardton-Taylor High School	Richardton	37	17	17	26	29															
North Central Public School	Rock Lake			**	18	24		16													
North Central Public School	Rogers	16	16	14	13																
Rolette Public School	Rolette	4	9	4	3																
Mt Pleasant Public School	Rolla	28	33	29	27	34															
Rugby High School	Rugby	57	60	56	54	64															
St John Public School	Saint John	24	25	25	28	27															
St Thomas Public School	Saint Thomas	17	9	10	10	5															
Sawyer Public School	Sawyer	31	26	24	26						22										
Scranton Public School	Scranton	22	13	13	14	17															
Selfridge Public School	Selfridge	4	5	10	16	9															
Sherwood Public School	Sherwood					7						12	11								
Sheyenne Public School	Sheyenne		25	12	7	27															
Solen Public School	Solen				4	9															
South Heart Public School	South Heart						29	4		15	6										
Stanley High School	Stanley	44	48	33	26	37					5										
Starkweather Public School	Starkweather			0	9	8															
Steele-Dawson Public School	Steele			11			2														8
Strasburg High School	Strasburg		10			17															
Surrey Public School	Surrey										51	47	37	32	30						
Sykes Public School	Sykeston		5		9																

District	City	Physical Education					Family & Consumer Sci					Science					Health Education				
		8010 2001	8010 2002	8010 2003	8010 2004	8010 2005	9129 2001	9129 2002	9129 2003	9129 2004	9129 2005	13023 2001	13023 2002	13023 2003	13023 2004	13023 2005	18010 2001	18010 2002	18010 2003	18010 2004	18010 2005
Tappen Public School	Tappen	0	14		15	47															
Thompson Public School	Thompson						60	49	26	19	47										
Tioga High School	Tioga	31	24	19	29	44	24	19	32	25	3										
Maple Valley High School	Tower City	18	28	26		21															
Towner Public School	Towner	19	45	46	41	44															
Granville Public School	Towner			8	9	17															
Eight Mile Public School	Trenton									19	16										
Turtle Lake-Mercer Public School	Turtle Lake	15	10	13	19	14															
Tuttle-Pettibone High School	Tuttle	14	8	24	11	7															
Underwood Public School	Underwood	20	29	6	23	16										15			8		
Valley City Jr-Sr High School	Valley City	222	218	227	250	217															
Velva Public School	Velva	29	31	39							12										
Wahpeton High School	Wahpeton	140	132	132	119	142															
Walhalla Public School	Walhalla						34	40	28	21	24	4									
Warwick Public School	Warwick						14	13	16	20	16										
Washburn Public School	Washburn	30	29	33	26	30															
Watford City High School	Watford City	63	57	57	59	39															
Johnson Corners Christian Academy	Watford City		22	17	9																
West Fargo High School	West Fargo	448	394	452	436																453
Westhope Public School	Westhope						11	13	9	10	19										
White Shield Public School	White Shield							6	5	2	11										
Wildrose-Alamo Public School	Wildrose	10	11		14	6															
Trinity Christian School	Williston	27	21	15																	
Williston High School	Williston	90	29								4										
Trinity Christian School	Williston				13	13															
Wilton Public School	Wilton	20	17	27	18	8															
Wimbledon-Courtenay Public School	Wimbledon	17	9	15	12	27															
Wing Public School	Wing	20	16	12	21	16															
Wishek Public School	Wishek	44	40	43	46	40															
Wolford Public School	Wolford		7																		8
Wyndmere Public School	Wyndmere	16	25	25	27	21															
Zeeland Public School	Zeeland														15						7

An X in place of enrollment means that the school offered the course indicated but enrollment numbers were not immediately available.  
g:\Approval & Accreditation\Reports\Health all courses 5-year enrollment.xls

The Forum

## The Forum

Published since 1878  
A Pulitzer Prize-winning newspaper

**William C. Marcil**  
Publisher

**Lou Ziegler**  
Editor

(701) 241-5520

lziegler@forumcomm.com

**Jack Zaleski**  
Editorial Page Editor

(701) 241-5521

jzaleski@forumcomm.com

### OUR OPINION

# Keep gym, health in curriculum

**O**fficials of the North Dakota School Boards Association are as wrong as wrong can be to oppose a yearly health and physical education requirement in public schools. At a time when youth obesity is an epidemic, the association and its member school districts are sending the wrong message to students and families.

The half-credit "during each school year" requirement was put in place by the 2003 Legislature, in part as recognition of the health risks

*Today's issue:  
School boards  
group wants to  
scrap yearly  
phy-ed  
requirement.*

*Our position:  
Youth obesity  
is an epidemic  
and the  
schools have  
a role in  
addressing it.*

associated with youth obesity. It is slated to go into effect July 1. The requirement is necessary for school accreditation.

Some school district officials have complained they can't afford to offer a different health and phy-ed curriculum for each high school grade. They would like the yearly requirement in the

law removed, thus allowing them to offer a half-credit each of phy-ed and health over four years.

Bad idea. While local control is always desirable, it sometimes stumbles (teacher pay, for example). In the case of overweight kids, school districts that

scrap gym and health classes are abdicating their responsibility to the health and welfare of their students. If local districts won't do what they should do, the state - which funds a significant share of public education - should step in.

The numbers are staggering. Some 16 percent of children and teens are overweight, says the National Center for Health Statistics. That's triple the rate in 1980. If the trend continues, kids will continue to get fatter and less healthy. Indeed, youth diabetes, which is associated with obesity, has increased alarmingly among American children.

The health costs generated by obesity-related maladies far outstrip the costs of comprehensive school physical education and health programs. Despite what the schools boards group contends, schools do have a role and responsibility in educating children about healthy lifestyles. Physical activity in a gym and classroom studies focusing on good health have always been parts of the curriculum in good schools as an adjunct (or sometimes the only opportunity) to what young people learn at home.

It's nothing short of irresponsible for some school districts and their lobbying organization to minimize the importance of physical education and health studies. The 2003 Legislature was right to approve the yearly half-credit requirement. The 2005 session should keep it in place.

Forum editorials represent the opinion of Forum management and the newspaper's Editorial Board

Your Editorial Page Editor  
Jack Zaleski, (701) 241-5521  
jzaleski@forumcomm.com

Friday, January 7, 2005 A9

# OPINION

Your Editorial Page Editor  
Jack Zaleski, (701) 241-5521  
jzaleski@forumcomm.com

The Forum

Tuesday, January 18, 2005 A7

THEIR

## A bo terr threa

By Rob

Is it conceivable defined by the center of organized international terrorism, does



To even raise all the officially inspired hysterical, heretical, especially in the context of the U.S. media's supine acceptance of administration claims relating to national security. Yet a brilliant NBC film produced by one of Britain's documentary filmmakers systematically covers many other aspects of faith in the social order.

"The Power of the Rise of the Politician" three-hour historical documentary by Curtis recently on Broadcasting Center coherently that have been told as an international terrorist fantasy that has and distorted by dark illusion that unquestioned throughout the world services and the media."

Stern stuff, in just a few of the program poses

► If Osama bin Laden, head of a vast terrorist organization, operatives in many countries, as despite torture of this administration produce hard evidence

► How can it be since 9/11, 664 people detained on suspicion but only 17 have most of them wrong



Walt Handelman  
2005 Newsday

### YOUR OPINION

## Physical education a vital element in public schools

By Wayne G. Sanstead

Thanks to The Forum for your editorial on Jan. 7, "Keep gym, health in curriculum."

The 2003 Legislature took a tough stance in support of students when they passed a new minimum curriculum statute to go into effect this July. Legislators recognized the delicate state of health and physical well-being of many of North Dakota's high school students when they mandated that schools must annually offer one-half unit of each physical education and health. They also recognized that some schools would have to make changes to



Sanstead

Therefore, they gave schools two years to prepare.

It's important to note that this statute does not go so far as to require that all high school students must take physical education and health each year — only that their high schools must offer the courses for them to take. Some of the state's high schools already require four years of physical education for graduation.

If we have any hope of changing the alarming statistics on student fitness, we must be aggressive in our attempts to inform and educate all parties — not just educators, but also parents and students — about the benefits of regular physical education and health. The place to provide that education is the school.

While we recognize the difficulties schools face in

those concerns must be balanced with the desperate needs of our young people. We believe wholeheartedly that students who participate regularly in physical activity are better learners and subsequently achieve at higher levels.

I'm pleased that many health care professionals have entered the public arena in giving support to the retention of the physical education and health requirements in the statute. Medical experts have predicted that if we don't do something soon to improve health and general fitness, we will actually begin to see a decrease in life expectancy. Further, your readers showed their concern by polling overwhelmingly that physical education should be left in the curriculum.

Sanstead is North Dakota's Superintendent of

TESTIMONY FOR HB 1048

Mary Wahl, NDCEL

First of all, some clarification by asking and answering some questions. Are we as educators concerned about children's health? Do we as educators understand the connection between healthy bodies and better learning? Yes, we are concerned about children's health. Yes, we do understand the connection.

We have heard the medical community, the Department of Health, and the Department of Public Instruction in previous testimony, discussions, and through their study resolution imply that maybe schools are not concerned and that we maybe don't understand. We want to assure them and you that we are concerned and that we do understand.

We would remind those who would criticize us for resisting a requirement for significantly increased health and physical education offerings at the high school level, that schools for years have been addressing this general health of school children problem and we have done so, frankly, with very few partners. For years we have offered physical education and health courses at every elementary grade level and also offered courses at the high school level. We have done and will continue to do our part in addressing children's health issues.

Having said that, we do support HB 1048. If current law is allowed to go into effect in August, it would result in an unfunded mandate to many schools who with

declining enrollments are already struggling to meet the requirements imposed with regard to increased high school offerings and NCLB.

And this is, in no small part, a money issue.

We applaud Medcenter One for their new Shapedown program designed to address childhood obesity. But even with \$31,500 in grants the 10 participating families will each pay \$350 to be in the program. That means the cost of the program is \$3500 per family.

These programs, whether sponsored by hospitals or by school districts, have a price tag that someone must pay and it can be a significant price tag.

As importantly, we object to the increased requirements in this bill because the medical community has thus far failed to develop the type of program we believe is needed to address this problem of childhood obesity. We believe that without such a comprehensive plan little progress will be made in addressing the problem.

Let us elaborate. We are told that 1 in 6 North Dakota students in sixth grade are overweight. And yet all of these students have had physical education and health instruction since they started school. It would also appear that this rate does not increase significantly or perhaps even at all at the high school level. Certainly this suggests that the problem in general is much larger than the absence in some high schools of yearly offerings of physical education and health. Certainly this suggests that we do, indeed, need a comprehensive plan to address the problem.

Let us suggest to you what we believe to be a large part of the problem by sharing some statistical information with you. A national survey of 800 plus mothers of children 2 years of age and under found that 50% didn't know the daily nutrition guidelines for

their child. Research indicates that the average American child watches 4 hours of television daily with some studies broadening that "television" category to include computers and video games. A study of researchers at John Hopkins University School of Medicine along with experts at the CDC and the National Institute of Health concluded that a child's weight increases with the number of hours he or she spends watching television. The study's authors point out that the average high school graduate will likely spend 15,000 to 18,000 hours in front of a television set, but only 12,000 hours totally in school.


And so the problem, we believe, is not primarily what schools are or aren't doing but rather what many parents aren't doing in their homes with regard to adopting and modeling healthy life styles for themselves and their children.

We absolutely agree with Dr. Kumar of Medcenter One who stated in his January 29<sup>th</sup> letter to the Bismarck Tribune that "Children and parents need resources and personal support to make healthful choices and adopt healthy lifestyles." Schools are providing those resources to children. Parents are not getting that information and support from the medical community. In an assessment entitled "ND Parents Perceptions and Behaviors Concerning the Utilization of Preventive and Well-Child Services for Children and Adolescents", the assessed group participants indicated a great need for preventive and health information. However, most parents could not recall receiving information about the importance of preventive and well care from their physician or anyone else. We believe that parents would be doing a much better job if educated and encouraged by the medical community and if they had their efforts reinforced by their communities and public awareness campaigns in general.

We have heard from the medical community, the Health Department and DPI of some programs that they are instituting to address this obesity problem. We applaud them for their efforts. We do not, however, believe that a program here and a program there in a community here and a community there is the answer just as we don't believe that additional physical education and health courses at the high school level are the answer. We believe that the only way this childhood obesity problem can be addressed is through a comprehensive statewide program directed by the medical community and implemented and coordinated through public health units community by community. We assume that the Department of Public Instruction would also play a part in developing this program as it relates to schools. Individual schools and school districts are ready to be involved in such community based "Healthy Children" initiatives that are appropriate to our mission.

As part of those programs, communities may decide that physical education and health offerings at their schools need to be changed or enhanced. They might decide they are adequate. We believe these decisions should be made by local communities in the context of Healthy Children initiatives. Only then, we believe, will these decisions make sense and truly make a difference.

We urge you to pass HB 1048 and let local communities make decisions regarding their schools' health and physical education offerings.



**NORTH DAKOTA  
SCHOOL BOARDS  
ASSOCIATION**  
INCORPORATED

*Excellence in North Dakota public education through local school board governance*

## Senate Education Committee

### HB1048

Bev Nielson, North Dakota School Boards Association

Chairman Freborg and members of the Committee, my name is Bev Nielson with the North Dakota School Boards Association. I am here to testify in favor of HB1048.

I am not here to ask you to reduce physical education and health requirements, as they exist in this current school year. NDSBA's Delegate Assembly unanimously passed a resolution that asks you not to increase the required units of physical education and health.

It is not our intention to make light of the importance of healthy lifestyles or our society's problem with obesity, but our plates are full.

NDSBA accepts the new academic course offering requirements that go into affect July 1, 2005 because there is a compelling argument for equity of academic opportunities across the state. The addition of these academic courses will be a costly endeavor, especially for those districts with declining enrollment that are making reductions in force just to meet budget. Districts are going to make the new academic requirements work.

When the Conference-Committee was meeting in the final hours of last Session, the subcommittee on this section was working diligently with us to iron out the language for required course offerings. Dr. Klundt and I made it clear that we could not accept additional requirements for phy. ed. and health. Subcommittee members agreed. We thought that issue was settled and went on to have long, heated discussions on elective offerings.

Our groups, as well as legislators we spoke with after the Session, were surprised to see how the words came out in the end. It read: a half unit of health and a half unit of physical education offered to every student, every year. That was not our intent.

Costs involved in adding staff and developing curriculum, as well as juggling gym schedules, are just not something our districts need right now. Even though schools will have no idea how many students might choose to take these optional classes, they will have to schedule and staff for the possibility.

It would be wonderful if schools had the time, staff, and money to increase student's academic achievement, as well as address all the physical and social problems present in today's world, but the fact of the matter is--we have limited time, staff, and money.

The House passed HB1048 overwhelmingly and we are hoping the Senate will do the same.

**Testimony**

**House Bill 1048**

**Senate Education Committee**

**Wednesday, March 2, 2005; 9:30 a.m.**

**North Dakota Department of Health**

Good morning, Chairman Freborg and members of the Senate Education Committee. My name is Terry Dwelle, and I am State Health Officer of the North Dakota Department of Health. I am here today to testify in opposition to House Bill 1048 and to ask for a "do not pass" recommendation from this committee.

House Bill 1048 would decrease the units of health and physical education required to be offered to high school students in North Dakota. As State Health Officer and a practicing pediatrician, I strongly believe this is a step in the wrong direction. We should be emphasizing physical activity, especially in schools where our young people spend significant time.

Studies have shown that being overweight and obese is epidemic in the United States and in North Dakota and, in fact, is rising among children and adolescents, as well. The percentage of high school seniors in North Dakota who are overweight increased from 6 percent in 1999 to 10 percent in 2003. Being overweight or obese is a major risk factor in the development of heart disease and diabetes.

While the number of people who are overweight or obese has been increasing, physical activity and physical education in schools has been decreasing. The percentage of high school students participating in physical education dropped from 64 percent in 1992 to 52 percent in 2003. In addition, 70 percent of high school freshmen report being enrolled in physical education classes, compared to only 39 percent of seniors.

We know that to effectively change high-risk behavior, three things are needed: policies, such as requiring physical education to be offered; supportive infrastructures; and community empowerment and engagement.

In a nutshell, the way to prevent being overweight and obese is clear: increase the amount of physical activity and decrease the caloric intake. As a society, we are sedentary and are becoming more so in this era of computers, video games and television. That's why it is more important than ever to promote physical activity for our young people.

We're all familiar with "No Child Left Behind." I recently saw a button that underlines the importance of physical activity. It read: "No Child Left on Their Behind." It's vital that we focus on developing not only our students' minds, but also their bodies.

Preserving the legislation passed in 2003 that asks schools to offer physical education every year throughout high school helps to create a supportive infrastructure for North Dakota's children so that they can learn to assimilate regular physical activity into their everyday lives.

This concludes my testimony. I am happy to answer any questions you may have.

**TESTIMONY ON HB 1048  
SENATE EDUCATION COMMITTEE  
March 2, 2005  
by Anita K. Decker, Director  
School Approval and Accreditation  
328-1718  
Department of Public Instruction**

Chairman Freborg and members of the committee:

My name is Anita Decker. I am the director of School Approval and Accreditation for the Department of Public Instruction. I am here to speak in opposition to HB1048 regarding changes in high school instructional units.

The 2003 Legislature took a tough stance in support of student health and well-being when they passed a revision of NDCC 15.1-21-02 regarding high school required units. The Department testifies against changes in the bill, believing that the legislative intent matches the words: "make available to each student...during each school year. Perhaps that was your intent. We have heard from some legislators that the words "during each school year" were a clerical error.

There is widespread belief that the Department's position is that every student must take health and physical education every year under this law. That is simply not true: our position has been that the courses must be available to every grade level every year. In all honesty, every student will not want to take physical education or health every year. The point of the current statute is that every student has a course available. Forty-two states mandate what courses students must take in order to graduate. North Dakota is not one of those states.

Courses can be configured as needed by each school. For example, a small school may offer one physical education class for all grade levels and one health

class for all grade levels. Course content would change each year so that students are indeed offered four different classes over the four-year period. Health courses can be offered in any one of four disciplines—physical education, health education, family and consumer science, and science. Again, the course content would change each year. This is not unlike band, for example: each year a school offers band but they don't play the same music for four years.

When HB 1048 was heard in the House committee, we heard the concern that schools would not meet the minimum curriculum requirements and would be “not approved.” The Department has a long tradition of providing an option in those situations: If a school offers a course but no students take it, the school receives a “bye” for that school year.

While we recognize the difficulties schools face in expanding curricular offerings, those concerns must be balanced with the needs of our young people. We believe wholeheartedly that students who participate regularly in physical activity are better learners and subsequently achieve at higher levels.

It is encouraging to see the level of interest, concern, programming, and support from the health community. This truly is a community effort. Two of the state's largest newspapers, the Fargo Forum and the Bismarck Tribune, have encouraged increasing physical education offerings. Daily one reads and hears in both popular and professional press and electronic media of the eroding state of health and physical well-being of students. The latest issue of the NEA Journal addressed the issue as its cover story as did the December issue of the National Association of State Boards of Education.

In assistance to schools, we will look at all legal ways of meeting this curriculum requirement with them; for example, including summer courses to meet the physical education offerings; dual credit, distance education, and Division of Independent Study for meeting the health course requirements. In

addition, we believe education cooperatives, extended school year or block schedule options--and especially joint powers organizations may enable schools to more easily meet these requirements.

Our School Health Unit has pledged to work with teachers attending the annual Roughrider Health Conference to develop new health curriculum. My unit in the Department and the Education Standards and Practices Board have plans this summer to have phy ed teachers align the ESPB teacher education program standards in physical education and our curriculum descriptions with the state content standards in physical education to assure that all are being addressed appropriately and adequately. We have worked, and will continue to work, with the professional organization, the North Dakota Association for Physical Education, Health, Recreation, and Dance, in implementing these plans.

If you determine that the current statute needs to be changed, perhaps you might consider further amending this bill in one of two ways:

1. Extending the implementation date to 2007, allowing time for additional study of the issues surrounding student health and well-being, as provided in HCR 3051 or
2. Making the statutory requirement one unit of physical education and one unit of health during the four years of high school.

As you make your deliberations, I would like to share with you the current status of schools surrounding these issues. This does not seem to be a large school/small school issue.

The first printout is a 5-year history of North Dakota High School Physical Education Course Enrollment. The data is from the MIS03 reports made to the Department by districts each year. Please note: some corrections to the data for this school year have yet not been made in cases where errors were made in reporting by the district.

- Schools are arranged alphabetically first by city, then by school building. Headings show enrollment by grade level in each year.
- There are a number of physical education courses available: for example, look at Beulah on page 1: over the five-year period they offered five different PE courses as shown in the third column—course code. Every year they had student enrollment at every grade level.
- If you will look at Bismarck High on page 1, you will see that it shows enrollment in physical education for grades 10 through 12 only. Since Bismarck High is a grade 10-12 high school, you will see 9<sup>th</sup> grade enrollment in the three Bismarck middle schools.
- This report is excerpted from a 10-year report so if a school shows no enrollment for a particular course for this five years, it did offer that course sometime in the prior five years. Belcourt, also on page 1, provides an example with course 8031. *Berthold*
- There is a summary of enrollment in all courses on the last page.
- Most schools show some enrollment in physical education at all grade levels and would thereby meet the requirements in the current statute, before amendment. A good example is Grand Forks: Representative Horter was told that implementation of this law would cost Grand Forks Public Schools an additional \$250,000 per year. If you will notice on page 3, both Central High School and Red River High School show enrollment in all four grade levels. They would meet the requirements in the current statute and they would not need to add anything. It's about making the courses available, not requiring that all students take them. The Hazen superintendent testified on this bill that it would cost his district over

\$75,000 to implement this statute. My purpose today is not to embarrass Supt. Ness or his district but if you will look on page 4, you will see that Hazen meets the statutory requirement now. These are only two areas where misinformation has resulted in mistaken conclusions.

---

- The second handout shows a two-year enrollment history in health courses. For purposes of brevity, I limited this handout to two years in each of four disciplines.
- Teachers in any one of four disciplines can teach health—physical education, family and consumer sciences, science, and health education.
- There is one course targeted to individual health in each discipline.
- The disciplines are identified across the top. 8010 is physical education, 9129 is family and consumer sciences, 13023 is science, and 18010 is health education.

# Testimony on HB 1048

By

**Dr. M. Douglas Johnson, Assistant Executive Director—NDCEL**

Chairman Freborg and members of the Committee, for the record my name is Doug Johnson and I represent the ND Council of Educational Leaders. I am here to testify in support to HB 1048.

The NDCEL philosophically agrees that the offering of additional physical education and health classes would be a benefit for our students. These courses help address issues of obesity and the teaching of living healthy life styles. However, it is our belief that offering additional courses in health and physical education is a choice that needs to be made at the local level, based on local needs, and decided by the district's ability to accommodate their choice to support these additional classes. Without the adoption of HB 1048, all school districts will have to offer a half credit of health and a half credit of physical education each year. This, in essence, becomes an unfunded mandate to increase the course offerings for every school that currently does not offer these course opportunities. This will have a significant impact on school district budgets and facilities.

In January of this year the NDCEL conducted a survey to determine what impact the current law would have on school districts if HB1048 is not passed. The survey assumed, based a letter given to Park River Public Schools by Superintendent of Instruction, Dr. Wayne Sanstead, that the curriculum statute for physical education and health would, as of July 1, 2005, require that ½ unit of health and physical education must be made available **each year to every student**. Our interpretation of this letter is that a different health and physical education course must be offered for each grade level. Consequently, the survey asked superintendents to determine how many staff would need to be hired to meet the current law, what the cost of those hires would be to the district, and what other impacts such as classroom space, curriculum materials, and scheduling conflicts

would be created if they had to offer these classes each year and all students elected or were required to take these two courses for all four years of high school.

School superintendents representing nearly 50 school districts across our state responded to the survey. They estimated that they would need to hire nearly **46.50** health/physical education teachers to meet the requirement. The cost of these hiring the additional staff to meet the requirements would be nearly **\$1,543,000**. When asked what other impacts this would have on their school districts, superintendents cited the scheduling conflicts, classroom space and the elimination of electives to offer these newly required courses as the biggest obstacle they face in the implementation of the law as it is currently written. The summarized responses from the superintendents are included in my testimony. However, I thought some comments from superintendents were representative of the nearly 50 that I received and they are shared below:

"At a time of declining enrollment it is extremely difficult to add staff and curriculum in this area. We have a good number of students that earn more than one credit in phy ed now but with less money coming in to spend it in this manner does not make sense to me. At Garrison we are finding better ways to address the health and physical fitness of our students and community."

"... if the health dept. wants to fund the additional teachers from their budget, then we would be more than happy to hire them."

I would like to see the health department pay for flu shots for all employees and students in each school district in the state. While I believe that this would be of great health value to all in education, I would not lobby to "tell them what to do". Much the same as I do not want them lobbying to tell me how to spend my money."

"No one is more of an advocate for physical activity opportunities for students than I am. However, it would seem that this very well may be one of those "societal ills" that we leave in the hands of parents (heaven forbid!) When I see students being dropped off 10 feet from the school door instead of being allowed to walk the 6-10 blocks from home to school, I'm not sure that families have fully realized how important it is for their kids to get some exercise. Perhaps the Dept of health, etc. could spend some of the tobacco money or their budget to do a media and training blitz for our parents and the public. That way perhaps our "educating" budgets could be used to meet the increased demands we face from, among other things, NCLB."

"Time becomes a problem as well as elective courses that are offered. Medina Public School currently requires 25 credits to graduate and that number allows for 1 credit of Phy. Ed. and a half unit of Health. If we need to offer a credit every year we will be forced to drop our elective classes, when at this time, schools are under fire from the press and government that we are not preparing the students for the future. What classes get eliminated, vocational, foreign language, Advanced Science and Math, technical classes? Where does it all end? All the phy ed in the world is not going to keep students from consuming chips and pop, Big Macs, super burgers etc. Where are the parents? Sorry for venting."

"Student schedules are already full. What class should not be offered in order for students to take a health or PE class. We are a small school and do not have the students to make all classes offered viable. Do we place less emphasis on music, science, math during a 7 period day so students have access to health & PE? We are not certain what type of class will count as a Health Class. Will Health Careers be ok? If not than we need to make available another type of health class. Where do we find the teacher time?"

"We do not have the staff to implement the law as written. Nor is there a need. Our state needs to get on the bandwagon with the feds in all respects. The emphasis right now is on English/language arts and mathematics. We have are hands full trying to staff highly qualified teachers in core subjects and elementary school. The department of health should watch our kids in small schools. They are constantly on the go and involved in all types of athletics and other activities. Additional staff would cost us between \$15,000 - \$25,000 depending on the availability of a part time health and PE teacher in Scranton? Good luck, this is a crazy law."

Chairman Freborg and members of the Senate Education Committee, this concludes my testimony. I encourage your committee to give HB 1048 a do pass vote. At this time I would be happy to answer any questions that you have in regard to my testimony.

TESTIMONY

AMMENDMENT TO 15.1-21-02

EFFECTIVE AFTER JUNE 30, 2005 HIGH SCHOOLS-REQUIRED UNITS

By Harold F. Knoll

Superintendent of Park River Public School

Senator Freborg and Members of the Senate Education Committee:

I am Harold Knoll, Superintendent of Park River School and representative of the Multi County Administrators. I am here to testify in favor of HB 1048 which would change the statute of making available one-half unit of health during each school year and one-half unit of physical education during each school year to half unit of health and half unit of physical education over a four-year period, which is the present approval requirement. During the last minutes of the 58<sup>th</sup> legislative assembly Senate Bill 2154 included language to change the PE/Health required units from one half unit of health and one-half unit of physical education to one-half unit of health during each school year (and) one-half unit of physical education during each school year.

Arguing against making health and physical education available each year to every student 9-12 is like arguing against motherhood and apple pie. With frighteningly high rates of drug and alcohol abuse, depression and suicide, and obesity, how can one reasonably oppose requiring schools to make available health and physical education each year to every student? THERE IS REASON TO OPPOSE SUCH A MANDATE, HOWEVER.

The main reason to oppose the health and physical education requirement each year to every student is that while creating an administrative nightmare, it will not impact behavior. One might reasonably be able to defend requiring a health and physical education class for each student each year; however, simply making it available will accomplish nothing. Students who wish to lead healthier lifestyles will likely be the only ones who enroll. Students who most need to take the class won't.

An example of the phenomenon of the most in need being the least likely to attend is that of the parents who attend parenting classes. The parents who voluntarily attend parenting classes are almost always those who are already doing an exemplary job of parenting. The parents most in need of instruction generally attend parenting classes as a result of a court order. Does that mean offering such classes are a waste of time? Of course not. But the dilemma is in the details when it comes to making health and physical education classes available to each student each school year.

The intent of the new legislation may have been clear when it was adopted; however, the interpretation of this law by the Department of Public Instruction was much different than some of you as legislators gave to us superintendents. Please refer to attachments A, B and C (I will review them with you at this time as this interpretation will have serious impact on the majority of the school districts.) If this interpretation by the DPI were enforced as outlined in Dr. Sanstead's letter dated October 14, 2004, a majority of the public schools in North Dakota would lose foundation aid payments because of not making available ½ unit of health to every student each year. This is not an issue of large schools versus small schools; as it would have a serious financial impact on all schools trying to hire staff for this requirement.

Another point of emphasis to support the amendments in the NDCC 15.1-21-02 is that there aren't any standards and benchmarks established by the DPI for the implementation of a 11<sup>th</sup> & 12<sup>th</sup> grade health curriculum. Offering additional credits in health will not guarantee that students who elect to take these classes will learn important health concepts. Without standards, the curriculum could include any information a district or instructor would choose to teach. The instruction may or may not improve the overall understandings and behaviors of our students related to health.

The Multi-County Administrators urge you to support and adopt the amendments outlined in this bill by Representative Herbel. Thank you for the opportunity to submit this testimony. If I can respond to any questions, or if I can provide any more information that may be useful to you, I would be most happy to do so.