

**2013 HOUSE APPROPRIATIONS
HB 1017**


2013 HOUSE STANDING COMMITTEE MINUTES

House Appropriations Government Operations Division
Medora Room, State Capitol

HB1017
January 15, 2013
Recorder Job# 17248

Conference Committee

Committee Clerk Signature



Explanation or reason for introduction of bill/resolution:

A BILL for an Act to provide an appropriation for defraying the expenses of the game and fish department.

Minutes:

Chairman Thoreson: Opened the hearing on HB1017.

Terry Steinwand, Director, ND Game and Fish Department: See attachment 1 and 2.

06:12

Representative Kempenich: Do you have any programs that you're looking at for your land program?

Terry Steinwand: We are restructuring our working lands program. That's not going to be the total fix. We can't afford \$120 million CRP payment. Even as low as those rental rates were, we just can't afford that. We'll continue to look at ways within our budget and dealing with the federal programs out there. We're waiting to see what the future farm bill is going to bring.

Kim Molesworth, Chief of Administrative Services Division, ND Game and Fish Department: See testimony attachment 1 and 2.

09:26

Representative Kempenich: How much money did you receive from FEMA?

Kim Molesworth: We applied for approximately \$32,000.00; and it only covered some roads and some repairs to some dikes.

Representative Kempenich: That was around Bismarck?

Kim Molesworth: It was mostly the western part of the state.

Representative Kempenich: It was how much again?

Kim Molesworth: It was only about \$32,000.00. A lot of it was fencing, grass seeds, debris clean up; those things they didn't cover. We had an issue on the Missouri river; there was a pump house that was floating in the water. Because of certain things, they didn't cover that.

11:31

Chairman Thoreson: How much was that amount again?

Kim Molesworth: It was \$74,000.00

13:27

Chairman Thoreson: How does that program work? You allow for how much of the rent?

Kim Molesworth: Like DOT, they took an average of the rental rate a one bedroom, two bedroom, three bedroom and we take that dollar amount away from what the going rate is; and pay them the difference.

14:09

Chairman Thoreson: How many apartments would you be trying to request from them?

Kim Molesworth: We are on the list for four.

Chairman Thoreson: Do you know what their monthly rent is going to be? Has that been determined yet?

Kim Molesworth: They have not told us that amount yet.

20:06

Vice Chairman Brandenburg: Do you have a total of how much less funding you've gotten from last year to this year? I see quite a bit of a decrease in the number of different funds.

Kim Molesworth: It was probably close to \$3 million.

Chairman Thoreson: Do you have any kind of breakdown for that?

Kim Molesworth: Yes, we can do that.

Representative Kempenich: Is that federal funds?

Kim Molesworth: Yes, that's from the US Fish and Wildlife Service; federal funds.

Representative Kempenich: What is the outlook or projections going forward? Is it going to be decreasing like we've seen?

Kim Molesworth: We were at an all-time high around the 2009 time period. We're starting to level back down to where our normal average is. I wouldn't say there's going to be a

decrease that we've never experienced before; but, we're probably just going back down to the norm.

24:57

Chairman Thoreson: What is PLI?

Kim Molesworth: Private Land Initiative. That line includes our PLOTS Program.

26:11

Kim Molesworth: This isn't included in my written testimony. For the 2011-2013 biennium, we project to collect \$28 million of revenue; but, spend \$35 million in expenditures. The next biennium our revenue projections are \$29 million; expenditures are \$37 million. This is due to federal funds decreasing, inflation, operating costs, etc.

Kim Molesworth continued with her testimony from Attachment 1.

26:58

Vice Chairman Brandenburg: I'd like to see a breakdown of the licenses. You're getting squeezed here.

Kim Molesworth: We don't disagree.

32:37

Chairman Thoreson: Do you do any solicitation?

Kim Molesworth: We have not done any solicitation; except for on the tax check off where we say donate to the nongame line.

35:12

Representative Kempenich: How many boat accesses are you looking at? Do you have a breakdown of what you have planned for this?

Kim Molesworth: No, we don't have a list. What happens is we know how many we were able to repair or improve last session. Next month we ask for the list from the counties or the park boards; summarize that list, score them, and then determine how many we can fund based on them providing the 25% match.

Representative Kempenich: There were a lot of funds that have gone into the Devils Lake area and I was wondering if you had anything.

Kim Molesworth: I can check with our fisheries chief and see if he has anything on the horizon that he was anticipating.

37:02

Vice Chairman Brandenburg: Why is there an increase? What's changing?

Terry Steinwand: A large portion of that is the spillway pond dam blowing out with the flood last year; it's an additional cost to pump that. We're going to have to pump it one

more year. Hopefully, between the Corp of Engineers and Fish and Wildlife Service we can come to an agreement on either rebuilding the dam; or somehow modifying that intake structure.

Kim Molesworth continued with her testimony.

40:40

Chairman Thoreson: The outdoor weekly television program, that's the segment that usually runs during new casts; is that correct? Do you purchase that time on stations or is that provided to them and they run it during their programming.

Kim Molesworth: As far as I know we purchase that time. We purchase radio time for the director to give his ads; and when they do it during the news time isn't purchased.

Terry Steinwand: The weekly news segment that you're talking about; we do not pay for that.

Chairman Thoreson: You pay to produce it; but, it's provided to them and then they chose whether or not to incorporate it into their program.

Terry Steinwand: That's produced internally with our own staff and provided to new stations.

Kim Molesworth continued with her testimony.

42:17

Chairman Thoreson: What kind of improvements are we looking at in those areas?

Kim Molesworth: The Mclean Bottom shooting range; right not we're not sure. We're looking at possible moving it a little bit because it was flooded. The same applies to Lewis and Clark and Wilton. We're still trying to figure out how to repair and improve those areas do to the flooding.

45:24

Vice Chairman Brandenburg: In your budget I see a number of federal programming funding; and it'd be nice to know just where those are going to end up. Are you going to get that funding or lose that funding? I think that's something we need to know for the whole budget.

Kim Molesworth: When I put together the list of federal funds for you, I'll note which ones are dedicated and which may or may not come.

Vice Chairman Brandenburg: I noticed also that all this water that's happened for farming has also happened for you. It's amazing what the water has done.

Kim Molesworth: That is correct.

48:48-57:38

Representative Todd Porter, District 34, Mandan: Testified as to deer depredation and animal health. He explained that he felt the Board of Animal Health appropriation and that it would be a good idea to remove the \$200,000.00 and put it as general funds in the Department of Agriculture's budget. He also stated he felt that the wildlife service's line item; which he felt was an agricultural purpose. He also felt that it should be removed from the Game and Fish Department's budget and moved to the agriculture budget as a general fund appropriation. He also talked about the need for more game and fish officers.

55:47

Chairman Thoreson: Is 1130 your bill?

Representative Porter: Yes.

57:39

Representative Kempenich: Instead of flat fees, have you thought about having a base and ceiling; and when it gets to the top, it would drop back to a maintenance structure?

Representative Porter: I don't have an issue with that. I don't think that some of our colleagues would view that as very prudent; because they kind of like to have their arms around the fees charged by the agencies. You'd be giving them quite a bit of flexibility to raise the fees by proclamation.

Representative continued with his testimony.

1:04

Vice Chairman Brandenburg: Looking at the 2 items, the state veterinarian for \$200,000.00 to have general fund dollars for that; as well as wildlife services for \$768,000.00. Those are the two items?

Representative Porter: Yes; and the warden position.

Representative Glassheim: I don't know much about this but just looking at your fee schedule; in a couple of brackets it seemed that you were low. It seems to me you might consider raising the level. It seems there's an opportunity to still be competitive with other states.

Representative Porter: Absolutely. It is again that delicate balance.

Representative Guggisberg: When was the last time the fees were raised; and how much change was made at that time?

Representative Porter: I don't know that we've ever done a full across the board increase. A lot of what we've done is dedicate license dollars into the PLI line item because of the importance of access. The last time we did an increase was in 2001. In 2001 we were at about \$23 million with the fund and it was growing.

Vice Chairman Brandenburg: I'm sure you've thought of lowering the spending authority from \$15 million to \$12 million.

Representative Porter: I would be very hesitant to change that floor; when you're looking at what the percentage of what that is in comparison to the overall budget; and how this budget hinges on federal funds that can rapidly go away.

Mike McEnroe, ND Chapter of The Wildlife Society: See testimony attachment 3.

1:16

Chairman Thoreson: The request of 3 to 5 FTE's, what in your determination would each person do; and what was the recommendation for those numbers?

Mike McEnroe: In my discussions with the Game and Fish Department staff, this number range is based on the amount of workload individual employees have told me their workload has stepped up in oil country.

Vice Chairman Brandenburg: You're finding the different groups are in support of the hunting fee increase?

Mike McEnroe: The ND Wildlife Federation just concluded its annual winter conference this weekend in Bismarck. We discussed license fee increases; they had no objection to license fee increases.

1:22-1:24

Mike Donahue, ND Wildlife Conference: Recommended fee increases for hunting and fishing.

1:25

Vice Chairman Brandenburg: Have you seen any deer increase?

Terry Steinwand: It looks like they are starting to come back. That's going to be habitat and weather based.

Vice Chairman Brandenburg: What are your thoughts about the coyote program?

Terry Steinwand: As Representative Porter mentioned it's a valuable service.

Representative Kempenich: Didn't that start out with the feds kicking in some money?

Terry Steinwand: You are right. That federal portion keeps on dwindling.

Chairman Thoreson: Closed the hearing.


2013 HOUSE STANDING COMMITTEE MINUTES

House Appropriations Government Operations Division
Medora Room, State Capitol

HB1017
January 21, 2013
Recorder Job# 17459

Conference Committee

Committee Clerk Signature



Explanation or reason for introduction of bill/resolution:

A BILL for an Act to provide an appropriation for defraying the expenses of the game and fish department.

Minutes:

Chairman Thoreson: Opened the hearing on HB1017.

Kim Molesworth, Chief of Administrative Services Division, ND Game and Fish Department: See testimony attachment 1.

1:17

Chairman Thoreson: Is that a reduction for all states?

Kim Molesworth: Correct.

1:53

Chairman Thoreson: How much did you include?

Kim Molesworth: I believe it \$500,000.00

2:13

Vice Chairman Brandenburg: Going back to 2008 you received \$12 million; it peaked in 2010 of \$14.2 million, and 2012 you're \$11.4 million. The decrease is about \$1.1 million from last year. Is that correct?

Kim Molesworth: Correct.

Vice Chairman Brandenburg: It's a combination of different areas?

Kim Molesworth: Correct:

Representative Glassheim: In 2010 was that stimulus money a bump?

Kim Molesworth: We didn't receive any stimulus money. It's only these funds that are listed here; and those aren't stimulus money. The main increases in 2010 are wildlife

restoration funds which took a bump of \$2 million; because of the sale of guns and ammunition. We get that money from the excise taxes of hunting and fishing equipment; and in 2010 there was a spike in sales.

Kim Molesworth: They are projecting an increase again; we don't know. The last time we heard the wildlife restoration funds may be as high as 8%; the sport fish restoration, they're saying, is going to stay about status quo.

Vice Chairman Brandenburg: If you arbitrarily took a number of 10% and you got \$5 million; they'd give you another \$500,000.00 possibly.

Kim Molesworth: Correct.

Representative Sanford: Are there any personnel attached to these funds?

Kim Molesworth: Referenced testimony from January 15, 2013.

Kim Molesworth continued with testimony for today's hearing.

Ken Purdy, Human Resource Management Services, ND Office of Management and Budget: See testimony attachments 2 and 3.

10:18

Chairman Thoreson: Do you have a breakdown of the grades you assign? Do you have a sheet showing what each of those is? Is it just a letter grade for the position?

Ken Purdy: We have 900 job classifications. We have grades A through V; one of those grades is assigned to every classification, and each grade represents a salary range.

Representative Kempenich: Is it more typical of a special fund agency to run closer to a midpoint?

Ken Purdy: It is easier to appropriate funds for a special fund agency.

Representative Kempenich: When you start getting over the midpoint, how do you keep control of that?

Ken Purdy: Generally, there's a variety of different designs in the different job class series.

Representative Sanford: An individual having a "couple of good years", gets a nice performance bump; this is different than a bonus which goes away. One of the potential issues is that a couple of good years can translate into a pretty good compensation. Is this kind of the norm in a performance based system; that the performance component stays?

Ken Purdy: I think it's more common to have this sort of a system in place. We're not making a huge disparity between the meeting standards and exceeding standards; our model is looking at 2%.

Vice Chairman Brandenburg: I wonder if we shouldn't go through the green sheet.

Kim Molesworth: Referenced testimony from January 15, 2013 to address items on the green sheet.

20:59

Vice Chairman Brandenburg: What was OMB's thoughts?

Kim Molesworth: It's more than \$700,000.00.

23:13

Chairman Thoreson: Remind for the committee what you do on the Missouri River. Is it like a policing situation that you do on the Missouri between the two counties?

Kim Molesworth: That's correct. The main piece is we have staff who patrol the Missouri River; but, then we give out grants to local law enforcements to help us patrol the river. Morton county sheriff, Burleigh county sheriff, and Bismarck PD are three of the big ones that we give money to. They help us man the river.

Chairman Thoreson: Do we know how many hours per year that there's someone patrolling the river? During the spring, summer and early fall is there someone most of the time patrolling?

Kim Molesworth: We do have a schedule; and they do try to maintain a number of hours. We can get you that information. It's usually June through the end of August that are the peak months.

25:45

Chairman Thoreson: Is there also 50% from the water commission? Does that show up in their budget also?

Kim Molesworth: Correct. The match is to be paid by the water commission and it is in their budget for this appropriation also.

28:34

Vice Chairman Brandenburg: That's what's happening right now? You actually have people actually living where they're working?

Kim Molesworth: Correct. We have six staff.

29:11

Vice Chairman Brandenburg: Wasn't that a combination of state and federal?

Kim Molesworth: Referenced attachment 1 of today's testimony.

Vice Chairman Brandenburg: That's what I think it was that portions of it passed through the agriculture department; they were called wildlife services but it was supposed to be

used for blackbirds specifically. A portion of this is the same name but it went to fish and game.

Kim Molesworth: The \$768,000.00 in our budget going to them can't be used for the blackbirds. It has to be used for beaver, coyote control.

Representative Kempenich: At the time we did this it was an issue of trying to find funds; because I don't think the agriculture department has a lot of federal funds flowing into it anymore.

Kim Molesworth: That was the point last session when we showed this list. Our increase increased substantially more than what the general fund was contributing; the general fund was decreasing and ours was increasing.

Kim Molesworth continued with her testimony on the green sheet.

33:46

Vice Chairman Brandenburg: So this board of animal health is actually \$300,000.00 instead of \$200,000.00.

Kim Molesworth: In our appropriation, it's \$200,000.00. It shows \$300,000.00; but, there including \$100,000.00 for the wildlife services.

Representative Glassheim: Could you explain section 2 this \$400,000.00 for gifts, grants and donations from surface damage and easements related to mineral exploration? Where does it come from? Where does it go? Is there more damage than that which is not being covered due to oil exploration?

Kim Molesworth: That was added last session \$400,000.00 to allow us appropriation authority out of our gifts, grants and donations line. Referenced page 7 of testimony from January 15, 2013.

Representative Glassheim: This is not a fine or fee; but, it's a negotiated amount to try to cover the cost of restoring it to the way it was before? It's mainly roads?

Kim Molesworth: Correct. It's roads, pipelines, electrical lines for the pumps. Those are the three main things they're putting in; and the wells themselves also.

Representative Glassheim: We're getting enough to cover?

Kim Molesworth: This is the first biennium; so, we took a guess at \$400,000.00 to cover us. We'll see if they drill more wells; we may have to increase that appropriation.

Vice Chairman Brandenburg: Does this money set in a fund for a number of years? Is it a revolving replacement to fix it?

Kim Molesworth: Currently we have not received any money for wells. We have only a part of a well pad on our WMA; the Corp manages those to make sure the money goes

back into their pots. Ours have mostly been putting in a road to get to that well; that may be on private land, but, you have to get through our WMA to get to that well. Right now those funds have been used to replace trees and fences that they had to use during construction of that easement.

Vice Chairman Brandenburg: So you're working with them to be able to get access; but, then get it back as close as possible?

Kim Molesworth: Correct.

Representative Glassheim: I know it's another bill; but, looking at your chart of when increases had been, it looks to me like almost everyone is between 20 and 30 years old.

Chairman Thoreson: That's in HB1130.

Kim Molesworth: Correct.

Terry Steinwand, Director, ND Game and Fish Department: I believe there's a companion bill in the Senate side; I believe its SB2231. It has similar, yet dissimilar, raises in it.

Chairman Thoreson: Has that bill been heard?

Terry Steinwand: No it hasn't.

Chairman Thoreson: Closed the hearing on HB1017.

2013 HOUSE STANDING COMMITTEE MINUTES

House Appropriations Government Operations Division
Medora Room, State Capitol

HB1017
February 13, 2013
Recording Job# 18895

Conference Committee

Committee Clerk Signature



Explanation or reason for introduction of bill/resolution:

A BILL for an Act to provide an appropriation for defraying the expenses of the game and fish department.

Minutes:

Chairman Thoreson: Opened the discussion on HB1017.

Vice Chairman Brandenburg: There's an amendment that deals with the board of animal health which I believe is \$199,000.00. There's an amendment to take it out of the game and fish budget and move it into the agricultural budget. Also, wildlife services which is the \$868,000.00; we want to reduce that down to half to \$434,400.00.

Vice Chairman Brandenburg: Are we dealing with the \$868,000.00 or the \$768,000.00; we want to split that number in half.

Kim Molesworth, Chief of Administrative Services Division, ND Game and Fish Department: In our budget we have \$768,800.00.

Vice Chairman Brandenburg: Where does the \$100,000.00 from the general fund to offset the decrease? Where does the \$868,000.00 come from?

Kim Molesworth: The \$868,000.00 was what is in our current 2011-2013 budget; and \$100,000.00 of the \$868,000.00 was funded with general funds. The \$768,000.00 was with special funds. When we built our 2013-2015 budget, we just put \$768,000.00's special funds.

Vice Chairman Brandenburg: So the \$768,000.00 is what we need to split in half.

Kim Molesworth: Correct.

Vice Chairman Brandenburg: So we'll split that in half; and half will go the agricultural department's budget and the other half will go to game and fish. The other thing is a warden.

Chairman Thoreson: Is it all in one amendment at this time that's been prepared do you know?

Vice Chairman Brandenburg: There's nothing prepared because legislative council is going to have to prepare this amendment.

Chairman Thoreson: What was the reasoning for the decision to move this into the agricultural department?

Vice Chairman Brandenburg: It's a compromise so we don't have this issue anymore.

Representative Glassheim: What does this money do and will it accomplish its purposes by having \$384,000.00 in one department and \$384,000.00 in another?

Vice Chairman Brandenburg: For years we've had these private elk farms; they're really not wildlife but they're board of animal health and they've had to deal with some of those issues with those elk farms. The question has come up if they're really wildlife or are they production agriculture.

Kim Molesworth: We feel it's better represented by the general fund than sportsmen's dollars.

Vice Chairman Brandenburg: With wildlife services, by splitting it in half, there was some federal and state money; but everyone has a connection with the wildlife services. We felt this was the most fair way of doing this.

Representative Hawken: As I recall we end up paying for some things that really aren't our choice.

Terry Steinwand, Director, ND Game and Fish Department: It was not in the governor's budget; so it's up to you whether you think we need another warden or not. We have 28 district wardens and 4 field supervisors; I think the last time we had an increase was in 2007. There has been a steady workload in the last 4 years; particularly in the west. Citations for the western half of the state went from 791 in 2008 to 1,292 in 2012. Incident reports went from 1,290 in 2008 to 1,752 in 2012. We took a warden from the Dickinson area and put it up in the Williston area.

Chairman Thoreson: Based on your testimony you would see this person based in western North Dakota?

Terry Steinwand: If we get one warden it would go to Dickinson area; because that's where we took the one that we moved to Williston. The second priority would be east-central; because there's a large gap in the Cooperstown, Findley and Mayville area.

Chairman Thoreson: There are how many wardens serving the east-central area right now?

Terry Steinwand: There's eight total.

Chairman Thoreson: Are they all based in one particular area or are they spread throughout?

Terry Steinwand: They're spread throughout. The municipality where we have more than one warden is in Devil's Lake.

Representative Glassheim: The increased cost of an extra warden just comes from your fund which is supported by non-state funds.

Terry Steinwand: Yes. We don't receive any general fund dollars; it's sportsmen's dollars, excise taxes, hunting and fishing equipment.

Representative Glassheim: Will there be sufficient money to cover that should we get an additional warden?

Terry Steinwand: Depending on whether HB1130 or SB2231 go through. We can't use our federal aid monies, being the excise taxes, for enforcement work. That is totally based on license fee dollars.

Chairman Thoreson: Why don't they allow that?

Terry Steinwand: I don't have the answer.

Chairman Thoreson: That's not just particular to our state that's anywhere the federal dollars go?

Terry Steinwand: That's applicable across the United States.

Vice Chairman Brandenburg: We'll have council prepare an amendment for that and take action at the appropriate time.

Chairman Thoreson: Closed the discussion.


2013 HOUSE STANDING COMMITTEE MINUTES

House Appropriations Government Operations Division
Medora Room, State Capitol

HB1017
February 14, 2013
Recording Job# 18911

Conference Committee

Committee Clerk Signature



Explanation or reason for introduction of bill/resolution:

A BILL for an Act to provide an appropriation for defraying the expenses of the game and fish department.

Minutes:

Chairman Thoreson: Opened the discussion on HB1017. It's noted that all members were present.

Brady Larson, Fiscal Analyst, ND Legislative Council: Explained attachment 1.

Chairman Thoreson: Item #4 does that have any relevance to the change that we made in full appropriations?

Brady Larson: It is separate from the changes made by the full committee.

Chairman Thoreson: This is something we could adopt or else the full committee may adopt later today?

Brady Larson: That is correct.

Vice Chairman Brandenburg: This is the way it should be and I have talked to Terry and everyone agrees.

Representative Hawken: Made a motion to move the proposed amendments.

Representative Sanford: Seconded the motion.

Representative Glassheim: Will we be adding \$384,000.00 to the wildlife services in some other bill?

Vice Chairman Brandenburg: In HB1009 these two will go there and game and fish as well as the agriculture department will share it.

A voice vote was made and passed on the amendments.

Vice Chairman Brandenburg: Made a motion for a "Do Pass as Amended".

Representative Kempenich: Seconded the motion.

A roll call vote was made for a "Do Pass as Amended" 7 Yeas 0 Nays 0 Absent

Vice Chairman Brandenburg: Carried the bill.

2013 HOUSE STANDING COMMITTEE MINUTES

House Appropriations Committee Roughrider Room, State Capitol

HB 1017
2/20/2013
Job #19282

Conference Committee

Committee Clerk Signature



Explanation or reason for introduction of bill/resolution:

To provide an appropriation for defraying the expenses of the game and fish department

Minutes:

Rep. Brandenburg: Moved amendment .01002, seconded by **Rep. Thoreson**.

Rep. Brandenburg: Went through the amendment. One FTE is added for a warden.

Rep. Delzer: I would like to have the grants explained to me.

Tammy Dolan, OMB: Are you referring to the grants line or grants, gifts, and donations?

Rep. Delzer: On the bill itself, line 15 is the grants line. I see there is a reduction.

Rep. Delzer: Was the warden requested in the Governor's budget?

Rep. Brandenburg: No it was not in the Governor's budget

(05:40)

Rep. Bellew: You have \$59,488 for operating expenses for the added warden. Could you explain this operating expense increase for one person?

Rep. Brandenburg: He needs a vehicle, gas, travel, etc. A warden can't just sit in the office.

Chairman Delzer: Is that the same amount of operating for each warden? Do they use fleet services or do they buy their own? How much of that, Tammy, relates to the vehicle?

Tammy Dolan, OMB: I don't know how much is for the vehicle. Some of the other expenses include uniform, weapons, radios, etc.

Rep. Nelson: It is about 75 cents per mile because they use $\frac{3}{4}$ ton pickups.

Rep. Dosch: The one FTE is over and above what the Governor recommended?

This is our second budget today that we increased employees over what the Governor had. It was in the PERS and RIO.

(9:14)

Rep. Bellew: How did they justify the need for the new employee?

Rep. Brandenburg: There was a need for this warden. Out in the oil field there are more people hunting. They had to pull a warden from another part of the state to go to the western part of the state.

Voice vote on amendment. Motion carries.

Rep. Brandenburg went through the green sheet.

River enforcement has a special line that includes salaries, operating and equipment related to enforcement activities on the Missouri River in Burleigh and Morton County. Grants are also local law enforcement agencies to help with the Missouri River enforcement. 50% from federal boat safety funds and 50% from the State Water Commission.

Rep. Delzer: Are Burleigh and Morton contributing any portion or are we doing it all?

Rep. Brandenburg: That is not clear.

(15:20)

Rep. Skarphol: The law enforcement is taking place on state property. Therefore it is a state responsibility to pay for the costs. The counties do provide off-duty officers so they have the authority to arrest people.

Rep. Brandenburg: It has provided a lot of safety of the river.

Rep. Delzer: Is there money in the Water Commission for Lone Tree Reservoir or did we shift it all to Game and Fish.

Rep. Skarphol: I don't think there is anything in the Water Commission for Lone Tree Reservoir.

Rep. Brandenburg: I think it comes from the Bureau of Reclamation. The Lone Tree line is \$1.9 million. It is requested to operate Lone Tree. It consists of \$30,000 acres. Game and Fish provides technical services. This budget increased 12% from 2011-13. 100% of the funding comes from this budget from the Bureau of Reclamation. The budget continues to include five staff, operating equipment, maintenance and development for this area and the capital assets include \$150,000 for the heated storage building.

(17:50)

Chairman Delzer: Are they considered state or federal employees?

Rep. Brandenburg: I think they are state.

Resumed discussing green sheet

(18:55)

Rep. Bellew: You added rent allowance on number 7, is it necessary?

Rep. Brandenburg: This is that oil and gas impact for extra expenses. It includes travel and rent allowance for staff to oil impacted areas.

Rep. Kempenich: They have a warden living in a fifth wheel at the Game and Fish building. They have another longtime one that was renting and his rent went from \$1,000 to \$2,000 per month. They are paying him an allowance now. This is a special funded agency.

Chairman Delzer: I'm not so sure it is. I think we should probably consider taking this out for now, and it may be an issue for a conference committee. If we're asking to do it in others we should do it here, as well.

Rep. Kempenich: We put some extra money in the contingency line.

Chairman Delzer: I'm not sure Game & Fish would be eligible for contingency money. We should treat all budgets the same.

Rep. Nelson: What was the policy for rent adjustment in this budget?

Rep. Brandenburg: They came in asking for it and it was special funds and we gave it to them.

Rep. Nelson: We want a uniform policy.

Rep. Kempenich: A Williston employee is being paid a rental allowance at this time due to his apartment rent increasing to \$2,000.

Chairman Delzer: But if you were increasing \$1,000 a month, that is only \$24,000.

Rep. Skarphol: I move we take that \$200,000 out on #7 of green sheet.

Rep. Bellew: Seconded the motion

Voice Vote on amendment. Motion carries.

Rep. Skarphol: Does Game & Fish own any minerals?

Rep. Brandenburg: Yes. (24:28) They have 160 acre mineral lease in the Killdeer Mountain WMA. They should get their share of \$284,373 over a 3-year period.

Rep. Skarphol: Is that the lease that we are talking about or is that royalties?

Rep. Brandenburg: Royalty payments. These funds are used to employ one full-time temporary biologist to assist in the significant increase in the work load due to oil activities.

(26:05)

Rep. Skarphol: I'm not insinuating anything wrong is being done with this money. But I think we should be aware of royalties coming into these agencies.

Chairman Delzer: They have to put it here to receive it.

Sheila Sandness, Legislative Council: That is correct. It needs to be received and then appropriated. Unless there is a continuing appropriation.

Chairman Delzer: We are appropriating \$400,000 even though they expect to get \$284,000.

Rep. Skarphol: I don't believe that's correct. The \$400,000 reflected here is for surface damages and the \$284,000 is royalties. It is different money. Would this money show up as surface damages or royalties, or does it show up as special funds? If it shows in special funds it is not distinguished.

Rep. Brandenburg: So the royalties should be a separate line.

Sheila Sandness: I don't know for sure how OMB would track that. I believe it would be special funds.

Tammy Dolan, OMB: Special funds

Chairman Delzer: We could ask the agency to report that at the next legislative assembly.

Rep. Streyle: This is one time funding. It shouldn't be used for salaries.

Rep. Skarphol: I think we could send it forward, but we should watch it in conference committee.

Rep. Nelson: In your discussions with the department, in the lands that they own in the oil producing regions of the state, didn't Game & Fish buy property by the confluence in the Williston area? Did mineral acres transfer with that?

Rep. Skarphol: No they didn't get minerals with that.

Rep. Brandenburg: I can dig deeper into that.

Chairman Delzer: One of the biggest things in here at the conference committee last time is money to purchase land.

Rep. Brandenburg: Yes there is, it's in their budget that it's available to purchase land. I think there is \$900,000 that could be used to buy land.

Chairman Delzer: What kind of guidelines do they have? Do they need legislative approval?

Rep. Brandenburg: When they go to buy land, they go to the county commissioners and talk to them. They also have to get permission. There is a process they have to go through.

Tammy Dolan: There is \$800,000 in there. Before purchasing they have to get the Governor's and budget section's approval.

Rep. Brandenburg: Moved HB 1017 as amended

Rep. Kempenich: Seconded the motion

A Roll Call vote was taken: Yes 17, No 4, Absent 1.

Do Pass carries.

Representative Brandenburg will carry the bill.

2013 HOUSE STANDING COMMITTEE MINUTES

House Appropriations Committee
Roughrider Room, State Capitol

HB 1017
2/20/2013
Job #19283

Conference Committee

Committee Clerk Signature



Explanation or reason for introduction of bill/resolution:

To provide an appropriation for defraying the expenses of the game and fish department

Minutes:

Sheila Sandness: You asked about land acquisitions for State Game & Fish. It is in 20.1-02-05.1 Land Acquisitions. The director shall establish a comprehensive statewide land acquisition plan. Every land acquisition made by the department exceeding ten acres or ten thousand dollars must be approved by the budget section. The department shall have the land in question appraised by a certified appraiser. The department may not acquire any land for an amount that exceeds the appraised value except for parcels or tracts of land less than forty acres which may be acquired for up to two hundred percent of the appraised value.

Rep. Delzer: Above 40 acres it is not over the appraised value?

Sheila Sandness: Yes.

2/21/13
 JSP
 LSP

PROPOSED AMENDMENTS TO HOUSE BILL NO. 1017

Page 1, replace lines 12 through 24 with:

"Salaries and wages	\$24,019,028	\$1,431,339	\$25,450,367
Operating expenses	12,524,493	432,235	12,956,728
Capital assets	4,183,170	(298,109)	3,885,061
Grants	7,718,500	(896,000)	6,822,500
Land habitat and deer depredation	12,904,686	(215,103)	12,689,583
Noxious weed control	600,000	50,000	650,000
Missouri River enforcement	200,000	73,913	273,913
Grants, gifts, and donations	800,000	0	800,000
Nongame wildlife conservation	120,000	0	120,000
Lonetree reservoir	1,749,065	175,886	1,924,951
Wildlife services	868,800	(484,400)	384,400
Accrued leave payments	<u>0</u>	<u>816,366</u>	<u>816,366</u>
Total special funds	\$65,687,742	\$1,086,127	\$66,773,869
Full-time equivalent positions	157.00	1.00	158.00"

Re-number accordingly

STATEMENT OF PURPOSE OF AMENDMENT:

House Bill No. 1017 - Game and Fish Department - House Action

	Executive Budget	House Changes	House Version
Salaries and wages	\$26,854,290	(\$1,403,923)	\$25,450,367
Operating expenses	13,097,240	(140,512)	12,956,728
Capital assets	3,885,061		3,885,061
Grants	6,922,500	(100,000)	6,822,500
Land habitat and deer depredation	12,751,103	(61,520)	12,689,583
Noxious weed control	650,000		650,000
Missouri River enforcement	280,902	(6,989)	273,913
Grants, gifts, and donations	800,000		800,000
Nongame wildlife conservation	120,000		120,000
Lonetree Reservoir	1,961,841	(36,890)	1,924,951
Wildlife Services	768,800	(384,400)	384,400
Accrued leave payments		816,366	816,366
Total all funds	\$68,091,737	(\$1,317,868)	\$66,773,869
Less estimated income	<u>68,091,737</u>	<u>(1,317,868)</u>	<u>66,773,869</u>
General fund	\$0	\$0	\$0
FTE	157.00	1.00	158.00

Department No. 720 - Game and Fish Department - Detail of House Changes

	Corrects Executive Compensation Package ¹	Adjusts State Employee Compensation and Benefits Package ²	Provides Separate Line Item for Accrued Leave Payments ³	Adds Game Warden FTE Position ⁴	Removes Funding for Rent Allowance ⁵	Reduces Funding for Agriculture Department Programs ⁶
Salaries and wages	\$6,834	(\$793,618)	(\$764,414)	\$147,275		
Operating expenses				59,488	(200,000)	

2020

Capital assets						
Grants						(100,000)
Land habitat and deer depredation	283	(31,481)	(30,322)			
Noxious weed control						
Missouri River enforcement	38	(3,579)	(3,448)			
Grants, gifts, and donations						
Nongame wildlife conservation						
Lonetree Reservoir	168	(18,876)	(18,182)			
Wildlife Services						(384,400)
Accrued leave payments			816,366			
Total all funds	\$7,323	(\$847,554)	\$0	\$206,763	(\$200,000)	(\$484,400)
Less estimated income	7,323	(847,554)	0	206,763	(200,000)	(484,400)
General fund	\$0	\$0	\$0	\$0	\$0	\$0
FTE	0.00	0.00	0.00	1.00	0.00	0.00

	Total House Changes
Salaries and wages	(\$1,403,923)
Operating expenses	(140,512)
Capital assets	
Grants	(100,000)
Land habitat and deer depredation	(61,520)
Noxious weed control	
Missouri River enforcement	(6,989)
Grants, gifts, and donations	
Nongame wildlife conservation	
Lonetree Reservoir	(36,890)
Wildlife Services	(384,400)
Accrued leave payments	816,366
Total all funds	(\$1,317,868)
Less estimated income	(1,317,868)
General fund	\$0
FTE	1.00

¹Funding is added due to a calculation error in the executive compensation package.

²This amendment adjusts the state employee compensation and benefits package as follows:

- Reduces the performance component from 3 to 5 percent per year to 2 to 4 percent per year.
- Reduces the market component from 2 to 4 percent per year for employees below the midpoint of their salary range to up to 2 percent for employees in the first quartile of their salary range for the first year of the biennium only.
- Removes funding for additional retirement contribution increases.

³A portion of funding for permanent employees' compensation and benefits is reallocated to an accrued leave payments line item for paying annual leave and sick leave for eligible employees.

⁴Funding is added for a new FTE game warden position (\$147,275) and related operating expenses (\$59,488).

⁵Funding of \$200,000 included in the executive budget recommendation for rent allowance for employees living in areas affected by energy development is removed.

⁶Funding provided from the game and fish fund for Agriculture Department programs is reduced as follows:

- Funding for the Board of Animal Health is reduced from \$200,000 to \$100,000.
- Funding for the Wildlife Services program is reduced from \$768,800 to \$384,400.

Date: 2/20/13
 Roll Call Vote #: 1

**2013 HOUSE STANDING COMMITTEE
 ROLL CALL VOTES
 BILL/RESOLUTION NO. 1017**

House Appropriations Committee

Check here for Conference Committee

Legislative Council Amendment Number .01002

Action Taken: Do Pass Do Not Pass Amended Adopt Amendment
 Rerefer to Appropriations Reconsider

Motion Made By Rep. Brandenburg Seconded By Rep. Thoreson

Representatives	Yes	No	Representatives	Yes	No
Chairman Delzer			Rep. Streyle		
Vice Chairman Kempenich			Rep. Thoreson		
Rep. Bellew			Rep. Wieland		
Rep. Brandenburg					
Rep. Dosch					
Rep. Grande			Rep. Boe		
Rep. Hawken			Rep. Glassheim		
Rep. Kreidt			Rep. Guggisberg		
Rep. Martinson			Rep. Holman		
Rep. Monson			Rep. Williams		
Rep. Nelson					
Rep. Pollert					
Rep. Sanford					
Rep. Skarphol					

Total Yes _____ No _____

Absent _____

Floor Assignment _____

If the vote is on an amendment, briefly indicate intent:

voice vote carries

Date: 2/20/13
Roll Call Vote #: 2

2013 HOUSE STANDING COMMITTEE
ROLL CALL VOTES
BILL/RESOLUTION NO. 1017

House Appropriations Committee

Check here for Conference Committee

Legislative Council Amendment Number _____

Action Taken: Do Pass Do Not Pass Amended Adopt Amendment
 Rerefer to Appropriations Reconsider

Motion Made By Rep. Skarphol Seconded By Rep. Bellew

Representatives	Yes	No	Representatives	Yes	No
Chairman Delzer			Rep. Streyle		
Vice Chairman Kempenich			Rep. Thoreson		
Rep. Bellew			Rep. Wieland		
Rep. Brandenburg					
Rep. Dosch					
Rep. Grande			Rep. Boe		
Rep. Hawken			Rep. Glassheim		
Rep. Kreidt			Rep. Guggisberg		
Rep. Martinson			Rep. Holman		
Rep. Monson			Rep. Williams		
Rep. Nelson					
Rep. Pollert					
Rep. Sanford					
Rep. Skarphol					

Total Yes _____ No _____

Absent _____

Floor Assignment _____

If the vote is on an amendment, briefly indicate intent:

remove \$200,000 from green sheet #7

voice vote carries

Date: 2/20/13
 Roll Call Vote #: 3

**2013 HOUSE STANDING COMMITTEE
 ROLL CALL VOTES
 BILL/RESOLUTION NO. 1017**

House Appropriations Committee

Check here for Conference Committee

Legislative Council Amendment Number _____

Action Taken: Do Pass Do Not Pass Amended Adopt Amendment
 Rerefer to Appropriations Reconsider

Motion Made By Rep. Brandenburg Seconded By Rep. Kempenich

Representatives	Yes	No	Representatives	Yes	No
Chairman Delzer		X	Rep. Streyle	X	
Vice Chairman Kempenich	X		Rep. Thoreson	X	
Rep. Bellew		X	Rep. Wieland		X
Rep. Brandenburg	X				
Rep. Dosch	X				
Rep. Grande	X		Rep. Boe	X	
Rep. Hawken			Rep. Glasheim	X	
Rep. Kreidt	X		Rep. Guggisberg	X	
Rep. Martinson	X		Rep. Holman	X	
Rep. Monson	X		Rep. Williams	X	
Rep. Nelson	X				
Rep. Pollert		X			
Rep. Sanford	X				
Rep. Skarphol	X				

Total Yes 17 No 4

Absent 1

Floor Assignment Rep. Brandenburg

If the vote is on an amendment, briefly indicate intent:

REPORT OF STANDING COMMITTEE

HB 1017: Appropriations Committee (Rep. Delzer, Chairman) recommends **AMENDMENTS AS FOLLOWS** and when so amended, recommends **DO PASS** (17 YEAS, 4 NAYS, 1 ABSENT AND NOT VOTING). HB 1017 was placed on the Sixth order on the calendar.

Page 1, replace lines 12 through 24 with:

"Salaries and wages	\$24,019,028	\$1,431,339	\$25,450,367
Operating expenses	12,524,493	432,235	12,956,728
Capital assets	4,183,170	(298,109)	3,885,061
Grants	7,718,500	(896,000)	6,822,500
Land habitat and deer depredation	12,904,686	(215,103)	12,689,583
Noxious weed control	600,000	50,000	650,000
Missouri River enforcement	200,000	73,913	273,913
Grants, gifts, and donations	800,000	0	800,000
Nongame wildlife conservation	120,000	0	120,000
Lonetree reservoir	1,749,065	175,886	1,924,951
Wildlife services	868,800	(484,400)	384,400
Accrued leave payments	0	<u>816,366</u>	<u>816,366</u>
Total special funds	\$65,687,742	\$1,086,127	\$66,773,869
Full-time equivalent positions	157.00	1.00	158.00"

Renumber accordingly

STATEMENT OF PURPOSE OF AMENDMENT:

House Bill No. 1017 - Game and Fish Department - House Action

	Executive Budget	House Changes	House Version
Salaries and wages	\$26,854,290	(\$1,403,923)	\$25,450,367
Operating expenses	13,097,240	(140,512)	12,956,728
Capital assets	3,885,061		3,885,061
Grants	6,922,500	(100,000)	6,822,500
Land habitat and deer depredation	12,751,103	(61,520)	12,689,583
Noxious weed control	650,000		650,000
Missouri River enforcement	280,902	(6,989)	273,913
Grants, gifts, and donations	800,000		800,000
Nongame wildlife conservation	120,000		120,000
Lonetree Reservoir	1,961,841	(36,890)	1,924,951
Wildlife Services	768,800	(384,400)	384,400
Accrued leave payments		816,366	816,366
Total all funds	\$68,091,737	(\$1,317,868)	\$66,773,869
Less estimated income	<u>68,091,737</u>	<u>(1,317,868)</u>	<u>66,773,869</u>
General fund	\$0	\$0	\$0
FTE	157.00	1.00	158.00

Department No. 720 - Game and Fish Department - Detail of House Changes

	Corrects Executive Compensation Package¹	Adjusts State Employee Compensation and Benefits Package²	Provides Separate Line Item for Accrued Leave Payments³	Adds Game Warden FTE Position⁴	Removes Funding for Rent Allowance⁵	Reduces Funding for Agriculture Department Programs⁶
Salaries and wages	\$6,834	(\$793,618)	(\$764,414)	\$147,275		
Operating expenses				59,488	(200,000)	
Capital assets						
Grants						(100,000)
Land habitat and deer depredation	283	(31,481)	(30,322)			
Noxious weed control						
Missouri River enforcement	38	(3,579)	(3,448)			
Grants, gifts, and donations						
Nongame wildlife conservation						

Lonetree Reservoir	168	(18,876)	(18,182)			
Wildlife Services						(384,400)
Accrued leave payments			816,366			
Total all funds	\$7,323	(\$847,554)	\$0	\$206,763	(\$200,000)	(\$484,400)
Less estimated income	7,323	(847,554)	0	206,763	(200,000)	(484,400)
General fund	\$0	\$0	\$0	\$0	\$0	\$0
FTE	0.00	0.00	0.00	1.00	0.00	0.00

	Total House Changes
Salaries and wages	(\$1,403,923)
Operating expenses	(140,512)
Capital assets	
Grants	(100,000)
Land habitat and deer depredation	(61,520)
Noxious weed control	
Missouri River enforcement	(6,989)
Grants, gifts, and donations	
Nongame wildlife conservation	
Lonetree Reservoir	(36,890)
Wildlife Services	(384,400)
Accrued leave payments	816,366
Total all funds	(\$1,317,868)
Less estimated income	(1,317,868)
General fund	\$0
FTE	1.00

¹Funding is added due to a calculation error in the executive compensation package.

²This amendment adjusts the state employee compensation and benefits package as follows:

- Reduces the performance component from 3 to 5 percent per year to 2 to 4 percent per year.
- Reduces the market component from 2 to 4 percent per year for employees below the midpoint of their salary range to up to 2 percent for employees in the first quartile of their salary range for the first year of the biennium only.
- Removes funding for additional retirement contribution increases.

³A portion of funding for permanent employees' compensation and benefits is reallocated to an accrued leave payments line item for paying annual leave and sick leave for eligible employees.

⁴Funding is added for a new FTE game warden position (\$147,275) and related operating expenses (\$59,488).

⁵Funding of \$200,000 included in the executive budget recommendation for rent allowance for employees living in areas affected by energy development is removed.

⁶Funding provided from the game and fish fund for Agriculture Department programs is reduced as follows:

- Funding for the Board of Animal Health is reduced from \$200,000 to \$100,000.
- Funding for the Wildlife Services program is reduced from \$768,800 to \$384,400.

**2013 SENATE APPROPRIATIONS
HB 1017**


2013 SENATE STANDING COMMITTEE MINUTES

Senate Appropriations Committee Harvest Room, State Capitol

HB 1017
March 13, 2013
Job # 19883

Conference Committee

Committee Clerk Signature



Explanation or reason for introduction of bill/resolution:

A BILL for an Act to provide an appropriation for defraying the expenses of the game and fish department.

Minutes:

Testimony attached # 1 - 3

Legislative Council - Brady Larson
OMB - Joe Morrissette

Chairman Holmberg opened the hearing on HB 1017. All committee members were present. He stated that Senators Wanzek, Carlisle and O'Connell will be on the subcommittee.

Terry Steinwand, Director, ND Game and Fish, gave a brief overview and said they are a special funded agency and have had tremendous hunting and fishing over the past few years. Our revenue source goes with our licensing fees.

Kim Molesworth, Chief of Administrative Services, North Dakota Game and Fish,
Testimony attached # 1 - HB 1017, 2013-2015 Appropriation Request

(6:55) **Chairman Holmberg** referred to guns sold and shipped from Cabela's in East Grand Forks to Fargo and Grand Forks. He asked if the excise tax from the sales of those guns comes to ND or MN.

Kim Molesworth: The formula is based nationally on the sale of guns, ammo and archery equipment. The state's share is based on 50% land area of the state relative to other states and then 50% of the sale of the licenses. We don't give away free licenses because that would reduce the amount of federal money the state would get out of that pot. The tax is on the manufacturer not the citizen.

V. Chairman Bowman commented on the current situation and people buying guns. He asked how that affects their revenue.

Kim Molesworth replied that they are projecting between a 5 and 8% bump up in the wildlife restoration fund.

(11:09) **Senator Carlisle:** On chronic wasting - clean down in 3F2? Yes.

(12:49) **Senator Wanzek:** Fishing license in state up, but are more people fishing here.

Kim Molesworth: We have over 400 fishing lakes in ND and there has been a huge increase in fishing in ND.

(14:30) **Senator Robinson:** You mentioned you issued a significantly lower number of deer licenses this past year. Will that carry over for the next couple of years?

Terry Steinwand: It certainly will not be 100,000 like we had a few years ago but based on the surveys, the numbers are looking better than last year.

Senator Erbele: How are we doing with the aquatic nuisance species? Increasing problem or decreasing.

Terry Steinwand: We've taken to educating the public. We have enacted new rules and regulations. We're trying to do it as frugally as possible.

V. Chairman Bowman: In MT they had an inspector look at our boat to see if it was washed. Do they do anything like that here?

Terry Steinwand: That's very expensive but most tournaments demand the boats are cleaned and inspected.

(28:10) **Senator Robinson:** asked what's happening with the Hatchery in Valley City. Are they able to provide fingerlings for our dept.?

Terry Steinwand: The state Game and Fish Dept. partners with the Fish and Wildlife Service. Yes, Valley City National Fish Hatchery produces fingerlings for use across the state.

(34:58) **Senator Erbele:** Payouts for deer depredation: What's the process for getting any payment? Is there anything similar for goose depredation?

Terry Steinwand: In the last two winters, we have had very little - very few deer depredation. The payments are not the same. We do not pay for deer depredation. We provide material and then \$2500 per hay yard. In terms of goose depredation we try to do the same without the pay. It's an avoidance behavior.

Senator Erbele: You don't pay for actual crop damage? No

Senator Erbele: We're looking at the Outdoor Heritage Fund - how would you see yourself applying for programs and enhancements if a bill like that would move forward.

Terry Steinwand: Given the loss of CRP around there. It would be coupled with marginal lands on private lands. That's off the top of my head.

(38:25) **Senator Wanzek:** Waterfall hunters numbers? Are there efforts to encourage more youth? It's discouraging to see declining numbers.

Kim Molesworth: We have a youth mentoring program. She talked about several programs designed for youth, women, and first timers to get them out into the field.

Senator Carlisle: I think we're number one in the country and we don't even have 1 in 5 kids hunting. At our last Pheasants Forever banquet we had 40 kids and thought we had a huge turnout.

Kim Molesworth: We do have a handout of potential land acquisitions
Testimony attached # 2 NDGFD Potential Land Acquisitions as of January 2, 2013

V. Chairman Bowman: A lot of the young youth gave up. The deer population is down and no place to hunt. There are more coyotes and mountain lions than before. There are a lot of deer that are no longer around. I don't know the reason for it.

Kim Molesworth: Probably a combination of several things.

Terry Steinwand: We are talking internally about mountain lions and have a study going on. He talked about the increasing coyote population. We're trying to get people out there. There are a lot of challenges.

V. Chairman Bowman spoke about the problems with coyotes and said there is a need to get a handle on it.

Terry Steinwand: We are trying to find balance.

Mike McEnroe, N D Chapter of The Wildlife Society, See attached testimony #3.

(52:20) **Senator Wanzek:** He has read articles of concern about loss of CRP. He voiced his opinion that you just wait and things will cycle around. When corn hits \$4.00 again, there may be a time or need to engage those farmers again.

Mike McEnroe: Our support for license fee increases will put land back into CRP.

Senator Wanzek: He was surprised the PLOTS program dropped off and wondered if there was an explanation for it.

Terry Steinwand: Typically, we see lower PLOTS numbers right now at this time of year. This might be as low as you're going to see it.

Chairman Holmberg closed the hearing on HB 1017.


2013 SENATE STANDING COMMITTEE MINUTES

Senate Appropriations Committee Harvest Room, State Capitol

HB 1017
March 21, 2013
Job # 20327

Conference Committee

Committee Clerk Signature



Explanation or reason for introduction of bill/resolution:

A BILL for an Act to provide an appropriation for defraying the expenses of the game and fish department.

Minutes:

Testimony attached # 1

Legislative Council - Brady Larson
OMB - Lori Laschkewitsch

Senator Wanzek opened the subcommittee hearing on HB 1017. Senator Carlisle and Senator O'Connell were present.

Senator Wanzek: He asked someone to go over the budget found on the green sheet.

Kim Molesworth, Chief of Administrative Services, North Dakota Game and Fish, went over the Executive Budget Highlights, with first House changes in bold. She explained #1, providing funding for department facility repair.

Senator O'Connell: When you said boat ramp, did you mean one ramp or all boat ramps?

Kim Molesworth: All boat ramps and facilities. She continued to explain the green sheets.
Attachment #1

Senator O'Connell: Asked Ms. Molesworth to further explain #8 on green sheet.

Kim Molesworth: It's reducing the general funds share that was given to us last time (\$100,000). This reduces funding provided from the Game and Fish fund to the Wildlife Service program to \$768,800.

Senator Wanzek: The House reduced the Wildlife funds and basically cut that in half. He visited with a Representative to find out what they were doing and found out that they added the tonnage fees from Feed Dealers and instead of the fee going to the general fund it will go into the EARP Fund. He just wanted to make sure we're not shorting them and I understand we are not.

Kim Molesworth: That money is coming from EARP fund and earmarked that revenue of \$384,400 be used for Wildlife services and the other half would come from us. Part of that was that our fund balance was going so low; we couldn't afford the full \$768,000.

Senator Wanzek: Are we assuming that the increase fees will be more than enough to help bring that back up.

Kim Molesworth: SB 2231 is the bill sitting on the floor, waiting to be voted on; with a fee increase of over six years it will bring our fund balance back up to maybe \$27M. Not \$30M like it used to be.

Senator O'Connell: When your funds fall below \$15M you have to report to us but you still have authority to keep spending. Right?

Kim Molesworth: The way we interpret the law and the way Joe interpreted it for us, we cannot go a penny below \$15M without the budget section's approval.

Senator Wanzek: What if during the 2014 - 2015 biennium, the federal revenue, which is based on taxes based on sales of guns and fishing equipment, doesn't come in as expected.

Kim Molesworth: That isn't scaring us as much as license revenue. (10:37) She commented on the sequestration decreasing federal funds. I don't think they will decrease enough for us to worry about our floor amount as long as we have enough license funds.

Senator Wanzek: How would you conduct business if you don't have enough license revenue?

Kim Molesworth: We'd have to prioritize, pay salaries first and stop funding some programs. She further explained budgets and projections and gave an example.

Senator Wanzek: Based on the information you handed out, does the revenue you are projecting include increase fees or is that under the old fee levels. When do the new increase fees start?

Kim Molesworth: The testimony is the old fees. The fees will start at the new hunting season which starts April 1, 2014.

Senator O'Connell: Can we put an emergency clause on this?

Kim Molesworth: The licenses have already been mailed to the county auditors. In the past, when there has been a fee increase, we usually do that the next season.

Senator Wanzek: The House removed the \$200,000 onetime funding for rent allowance.

Senator O'Connell moved to reinstate what the House removed for rent allowance for employees living in areas affected by oil and gas development.

Senator Carlisle seconded the motion.

Senator Carlisle We have a precedence of doing this in other budgets.

Voice vote carried.

Senator Wanzek asked Ms. Molesworth to explain the onetime funding for the expansion of the heated storage building at the Lonetree Wildlife Management Area.

Kim Molesworth explained the equipment and the reason for it being stored and how it is funded.

Senator Wanzek asked about #9 that removes one-time 2011-13 biennium general fund transfer to the game and fish fund to be provided to the Department of Agriculture for expenses of the State Board of Animal Health and Wildlife Services program.

Brady Larson: It has been the practice that the Game and Fish fund provide a portion of the funding of the Board of Animal Health. Traditionally it has been about \$200,000. Last biennium the conference committee decided to reimburse Game and Fish from the general fund.

Kim Molesworth: The resolution now, cuts it in half, Game and Fish pay half and the other half is paid for by EARP fund.

Senator Wanzek: We want to make sure we are not short changing the Board of Animal Health.

Kim Molesworth: They will get the full \$100,000 through EARP, just like the Wildlife Services.

Senator O'Connell asked what the oil and gas development surface damage was for.

Kim Molesworth: She explained. (23:30)

Senator Wanzek: Is there a list of potential properties that might be acquired. Under what authority and what dollar amount do you have to purchase property.

Kim Molesworth: In the 2011-2013 we had an \$800,000 appropriation and we kept it the same for 2013-15. That is using our own placements revenue. It is located in the Capital Asset line in the budget.

(26:00) Discussion followed on the House changes. Senator Wanzek explained the redirected funds from tonnage fees. He feels comfortable with the House amendments because of the redirecting of these funds.

Senator Carlisle asked if Brady Larson would automatically do the amendments that they had approved.

Senator Wanzek: The House added an FTE and he asked for an exclamation.

Kim Molesworth: It is a game warden in the Williston area.

Senator Wanzek adjourned.


2013 SENATE STANDING COMMITTEE MINUTES

Senate Appropriations Committee Harvest Room, State Capitol

HB 1017 Subcommittee
03-27-2013
Job # 20572

Conference Committee

Committee Clerk Signature



Explanation or reason for introduction of bill/resolution:

A Subcommittee hearing for the Game and Fish Department

Minutes:

Chairman Wanzek opened the subcommittee hearing In reference to HB 1017 on Wednesday, March 27, 2013 at 2:30 pm in the Senate Conference Room. Let the record show all conferees were present: Senators Wanzek, Carlisle, O'Connell.

Kim Molesworth - Game and Fish Department.
Brady Larson - Legislative Council
Joe Morrissette- OMB

Senator Wanzek explained the amendments: The wage package is back in as originally presented in the executive budget. The only other part of the amendment is that it adds back the \$200,000 one-time funding for rent allowance for employees affected by oil and gas.

Senator Carlisle: That is our only change. We made the rent allowance change with several other agencies.

Senator Wanzek: As I understand it we left it the way the House addressed it. I wanted to be certain that Wildlife Service and the Department of Ag were comfortable with it. They both said they feel comfortable with it. For now, the funding for Wildlife services is in the budget for Ag Department from the tonnage fee. I want to make sure the funding is in HB 1017 for the Missouri River Law enforcement

Kim Molesworth, Game & Fish: The funding will be there.

Discussion continued on budgets and sources. There were discussions on HB 1130 and where that bill is.

Senator Carlisle moved **do pass** on amendment 13.8146.02001.

Senator O'Connell seconded.

Motion adopted.

Senator Carlisle moved a **do pass as amended** recommendation on HB 1017

Senator O'Connell seconded.

Motion carried.

Senator Wanzek closed the subcommittee hearing on HB 1017.


2013 SENATE STANDING COMMITTEE MINUTES

Senate Appropriations Committee Harvest Room, State Capitol

HB 1017
March 28, 2013
Job # 20598

Conference Committee

Committee Clerk Signature



Explanation or reason for introduction of bill/resolution:

A BILL for an Act to provide an appropriation for defraying the expenses of the game and fish department.

Minutes:

Legislative Council - Becky J. Keller
OMB - Laney Herauf

Chairman Holmberg opened the discussion on HB 1017.

Senator Wanzek presented amendment 13.8146.02001.

He stated that the amendments address the state compensation package. This also replaces the onetime funding that the House removed of \$200,000 which is for rent allowance; for employees who are living in an area affected by oil & gas development.

He explained the amendments.

Senator Wanzek moved amendment 13.8146.02001

Senator Robinson seconded

Voice vote carried. Amendment adopted.

Senator Wanzek Do Pass as Amended on HB 1017.

Senator Robinson seconded the motion.

A roll call vote was taken. Yea: 11 Nay: 0 Absent: 2

Senator Wanzek will carry the bill on the floor.

3/28/13
 TD

PROPOSED AMENDMENTS TO ENGROSSED HOUSE BILL NO. 1017

Page 1, remove lines 12 through 23

Page 2, replace line 1 with:

"Salaries and wages	\$24,019,028	\$2,989,371	\$27,008,399
Operating expenses	12,524,493	632,235	13,156,728
Capital assets	4,183,170	(298,109)	3,885,061
Grants	7,718,500	(896,000)	6,822,500
Land habitat and deer depredation	12,904,686	(153,300)	12,751,386
Noxious weed control	600,000	50,000	650,000
Missouri River enforcement	200,000	80,940	280,940
Grants, gifts, and donations	800,000	0	800,000
Nongame wildlife conservation	120,000	0	120,000
Lonetree reservoir	1,749,065	212,944	1,962,009
Wildlife services	<u>868,800</u>	<u>(484,400)</u>	<u>384,400</u>
Total special funds	\$65,687,742	\$2,133,681	\$67,821,423"

Re-number accordingly

STATEMENT OF PURPOSE OF AMENDMENT:

House Bill No. 1017 - Game and Fish Department - Senate Action

	Executive Budget	House Version	Senate Changes	Senate Version
Salaries and wages	\$26,854,290	\$25,450,367	\$1,558,032	\$27,008,399
Operating expenses	13,097,240	12,956,728	200,000	13,156,728
Capital assets	3,885,061	3,885,061		3,885,061
Grants	6,922,500	6,822,500		6,822,500
Land habitat and deer depredation	12,751,103	12,689,583	61,803	12,751,386
Noxious weed control	650,000	650,000		650,000
Missouri River enforcement	280,902	273,913	7,027	280,940
Grants, gifts, and donations	800,000	800,000		800,000
Nongame wildlife conservation	120,000	120,000		120,000
Lonetree Reservoir	1,961,841	1,924,951	37,058	1,962,009
Wildlife Services	768,800	384,400		384,400
Accrued leave payments		816,366	(816,366)	
Total all funds	\$68,091,737	\$66,773,869	\$1,047,554	\$67,821,423
Less estimated income	<u>68,091,737</u>	<u>66,773,869</u>	<u>1,047,554</u>	<u>67,821,423</u>
General fund	\$0	\$0	\$0	\$0
FTE	157.00	158.00	0.00	158.00

Department No. 720 - Game and Fish Department - Detail of Senate Changes

	Restores Executive Compensation Package ¹	Removes Separate Line Item for Accrued Leave Payments ²	Restores Funding for Rent Allowance ³	Total Senate Changes
Salaries and wages	\$793,618	\$764,414		\$1,558,032
Operating expenses			200,000	200,000
Capital assets				

Grants				
Land habitat and deer depredation	31,481	30,322		61,803
Noxious weed control				
Missouri River enforcement	3,579	3,448		7,027
Grants, gifts, and donations				
Nongame wildlife conservation				
Lonetree Reservoir	18,876	18,182		37,058
Wildlife Services				
Accrued leave payments		(816,366)		(816,366)
Total all funds	\$847,554	\$0	\$200,000	\$1,047,554
Less estimated income	847,554	0	200,000	1,047,554
General fund	\$0	\$0	\$0	\$0
FTE	0.00	0.00	0.00	0.00

¹ Funding reductions made by the House to the state employee compensation and benefits package are restored to the Governor's recommended level.

² The accrued leave payments line item added by the House is removed and the associated funding returned to line items with salaries and wages funding.

³ Funding removed by the House for rent allowance for employees living in areas affected by energy development is restored.

Date: 3-28-13

Roll Call Vote # 1

2013 SENATE STANDING COMMITTEE
ROLL CALL VOTES

BILL/RESOLUTION NO. 1017

Senate Appropriations Committee

Check here for Conference Committee

Legislative Council Amendment Number 13. 8146. 02001

Action Taken Adopt Amendment Do Pass
 Do Pass as Amended Do Not Pass

Motion Made By Wanzek Seconded By Robinson

Senators	Yes	No	Senator	Yes	No
Chairman Ray Holmberg			Senator Tim Mathern		
Co-Vice Chairman Bill Bowman			Senator David O'Connell		
Co-Vice Chair Tony Grindberg			Senator Larry Robinson		
Senator Ralph Kilzer			Senator John Warner		
Senator Karen Krebsbach					
Senator Robert Erbele					
Senator Terry Wanzek					
Senator Ron Carlisle					
Senator Gary Lee					

Total (Yes) _____ No _____

Absent _____

Floor Assignment _____

If the vote is on an amendment, briefly indicate intent:

*Vote
carried*

Date: 3-28-13

Roll Call Vote # 2

2013 SENATE STANDING COMMITTEE
ROLL CALL VOTES

BILL/RESOLUTION NO. 1017

Senate Appropriations Committee

Check here for Conference Committee

Legislative Council Amendment Number _____

Action Taken Adopt Amendment Do Pass
 Do Pass as Amended Do Not Pass

Motion Made By Wanzek Seconded By Robinson

Senators	Yes	No	Senator	Yes	No
Chariman Ray Holmberg	✓		Senator Tim Mathern	✓	
Co-Vice Chairman Bill Bowman	✓		Senator David O'Connell	A	
Co-Vice Chair Tony Grindberg	✓		Senator Larry Robinson	✓	
Senator Ralph Kilzer	✓		Senator John Warner	A	
Senator Karen Krebsbach	✓				
Senator Robert Erbele	✓				
Senator Terry Wanzek	✓				
Senator Ron Carlisle	✓				
Senator Gary Lee	✓				

Total (Yes) 11 No 0

Absent 2

Floor Assignment Wanzek

If the vote is on an amendment, briefly indicate intent:

REPORT OF STANDING COMMITTEE

HB 1017, as engrossed: Appropriations Committee (Sen. Holmberg, Chairman) recommends **AMENDMENTS AS FOLLOWS** and when so amended, recommends **DO PASS** (11 YEAS, 0 NAYS, 2 ABSENT AND NOT VOTING). Engrossed HB 1017 was placed on the Sixth order on the calendar.

Page 1, remove lines 12 through 23

Page 2, replace line 1 with:

"Salaries and wages	\$24,019,028	\$2,989,371	\$27,008,399
Operating expenses	12,524,493	632,235	13,156,728
Capital assets	4,183,170	(298,109)	3,885,061
Grants	7,718,500	(896,000)	6,822,500
Land habitat and deer depredation	12,904,686	(153,300)	12,751,386
Noxious weed control	600,000	50,000	650,000
Missouri River enforcement	200,000	80,940	280,940
Grants, gifts, and donations	800,000	0	800,000
Nongame wildlife conservation	120,000	0	120,000
Lonetree reservoir	1,749,065	212,944	1,962,009
Wildlife services	<u>868,800</u>	<u>(484,400)</u>	<u>384,400</u>
Total special funds	\$65,687,742	\$2,133,681	\$67,821,423"

Re-number accordingly

STATEMENT OF PURPOSE OF AMENDMENT:

House Bill No. 1017 - Game and Fish Department - Senate Action

	Executive Budget	House Version	Senate Changes	Senate Version
Salaries and wages	\$26,854,290	\$25,450,367	\$1,558,032	\$27,008,399
Operating expenses	13,097,240	12,956,728	200,000	13,156,728
Capital assets	3,885,061	3,885,061		3,885,061
Grants	6,922,500	6,822,500		6,822,500
Land habitat and deer depredation	12,751,103	12,689,583	61,803	12,751,386
Noxious weed control	650,000	650,000		650,000
Missouri River enforcement	280,902	273,913	7,027	280,940
Grants, gifts, and donations	800,000	800,000		800,000
Nongame wildlife conservation	120,000	120,000		120,000
Lonetree Reservoir	1,961,841	1,924,951	37,058	1,962,009
Wildlife Services	768,800	384,400		384,400
Accrued leave payments		816,366	(816,366)	
Total all funds	\$68,091,737	\$66,773,869	\$1,047,554	\$67,821,423
Less estimated income	68,091,737	66,773,869	1,047,554	67,821,423
General fund	\$0	\$0	\$0	\$0
FTE	157.00	158.00	0.00	158.00

Department No. 720 - Game and Fish Department - Detail of Senate Changes

	Restores Executive Compensation Package ¹	Removes Separate Line Item for Accrued Leave Payments ²	Restores Funding for Rent Allowance ³	Total Senate Changes
Salaries and wages	\$793,618	\$764,414		\$1,558,032
Operating expenses			200,000	200,000
Capital assets				
Grants				
Land habitat and deer depredation	31,481	30,322		61,803
Noxious weed control				
Missouri River enforcement	3,579	3,448		7,027
Grants, gifts, and donations				

Nongame wildlife conservation				
Lonetree Reservoir	18,876	18,182		37,058
Wildlife Services				
Accrued leave payments		(816,366)		(816,366)
Total all funds	\$847,554	\$0	\$200,000	\$1,047,554
Less estimated income	847,554	0	200,000	1,047,554
General fund	\$0	\$0	\$0	\$0
FTE	0.00	0.00	0.00	0.00

¹ Funding reductions made by the House to the state employee compensation and benefits package are restored to the Governor's recommended level.

² The accrued leave payments line item added by the House is removed and the associated funding returned to line items with salaries and wages funding.

³ Funding removed by the House for rent allowance for employees living in areas affected by energy development is restored.

**2013 CONFERENCE COMMITTEE
HB 1017**


2013 HOUSE STANDING COMMITTEE MINUTES

House Appropriations Government Operations Division
Medora Room, State Capitol

HB1017
April 19, 2013
Recording Job#

Conference Committee

Committee Clerk Signature



Explanation or reason for introduction of bill/resolution:

A BILL for an Act to provide an appropriation for defraying the expenses of the game and fish department.

Minutes:

Chairman Brandenburg: Opened the conference committee on HB1017.

Senator Wanzek: Went through the Senate changes on the bill.

Chairman Brandenburg: We do have one amendment that is coming. I'm going to have Representative Heilman what his amendment would say.

Representative Joe Heilman, District 45, ND Legislative Assembly: There's a project at the Red River Regional Marksmanship Center which is the Fargo shoot club. They want to upgrade their indoor shooting range to accept high powered rifles. It's something I understand that game and fish had planned to do in subsequent bienniums. It's something they would like to do now; and all we would ask is that you increase grant line item by \$300,000.00. That would be their share of that project.

Chairman Brandenburg: You're asking for the grants line to be increased by \$300,000.00 and mainly used for shooting ranges?

Representative Heilman: For capital improvement.

Senator Wanzek: That \$300,000.00 will be gifted then? We just need to give authorization for using it for that purpose?

Representative Heilman: From what I understand it would their half; it would be a 50% cost share on the project.

Senator Wanzek: That would actually come out of the game and fish fund?

Senator Carlisle: Is that the only entity that would benefit by this or is there others?

Representative Heilman: From what I understand it's just for the Fargo Shooting Club; but there would be others that could benefit from it.

Representative Todd Porter, District 34, ND Legislative Assembly: The grant line item is already funded at a certain level right now; and that money is used for all sorts of archery and shooting facilities across the state that are either nonprofit community owned or are state owned. Game and fish is already involved in that process. What this \$300,000.00 in additional money into that line item would do would be to move the project to allow high powered rifles to be fired indoors. The Fargo project was slated for 2015-2017; it would just move it up to this biennium. That's half of the total of the project. The local club and local funds would have to be sought to pick up the other \$300,000.00 of what that project will ultimately cost.

Senator Carlisle: So that would be all sportsmen fund?

Representative Porter: Yes.

Senator Wanzek: I want to know if it's alright with the game and fish.

Terry Steinwand, Director, ND Game and Fish: We have talked with Representatives Porter and Heilman and we had planned on doing this in the future. We didn't know if we would have sufficient funds; which is why we didn't request it this biennium.

Representative Glassheim: I wonder if the \$200,000.00 for the increased rent allowance; is there any reason why this should be treated differently from some of the other funds we're dealing with? I wanted to know if there were any reason why it shouldn't be pooled and should be kept separate.

Chairman Brandenburg: We're not treating them any different.

Representative Glassheim: I wondered if there was a reason to treat them different?

Senator O'Connell: I'm not in favor of the pool. I think that they should leave it up to each agency.

Senator Wanzek: We're not talking about general funds, we're talking about special funds. Are we going to require them to take special funds and put them in the pool with no guarantee that they're going to get them back? That could be a little problematic.

Chairman Brandenburg: I think there's a discussion that in other budgets that it doesn't become part of the baseline budget.

Senator Wanzek: In previous conference committees, Pam Sharpe from OMB stated that all these dollars that they built in this budget for housing allowance increases were all treated as one time expenditures; that's their intent.

Chairman Brandenburg: I think other people are figuring that out right now.

Senator Carlisle: This morning we passed out the OMB budget and there wasn't any amendment on there for any pool. What do you think about the \$200,000.00 that we restored?

Chairman Brandenburg: We're not done with this budget; we'll have to get the amendment together.

Chairman Brandenburg: Closed the conference committee.


2013 HOUSE STANDING COMMITTEE MINUTES

House Appropriations Government Operations Division
Medora Room, State Capitol

HB1017
April 23, 2013
Recording Job# 21446

Conference Committee

Committee Clerk Signature



Explanation or reason for introduction of bill/resolution:

A BILL for an Act to provide an appropriation for defraying the expenses of the game and fish department.

Minutes:

Representative Thoreson: Opened the conference committee on HB1017.

Chairman Brandenburg: Explained amendment 13.8146.02005.

Brady Larson, Fiscal Analyst, ND Legislative Council: You don't see it in the changes here, but the accrued repayments are left in as a separate line.

Chairman Brandenburg: Made a motion to move amendment 13.8146.02005.

Senator Wanzek: Seconded the motion. We are taking the \$200,000.00 for the added rental costs for the western part of the state in the oil impacted areas. I understand there's going to be a pool in the OMB budget to address that for the different agencies. Is that pool going to be general fund money? How is that going to work for the game and fish?

Representative Thoreson: Maybe we could have some discussion on that issue.

Senator Carlisle: I will support this amendment only for the compensation and shooting range. The \$200,000.00 is still up in the air and there might be another amendment floating around.

Representative Thoreson: That would be my intention to adopt this and if we need to further amend we can do so.

Senator O'Connell: I don't think it's quite the right wording.

Representative Thoreson: I don't know when we do a final package if we'll have to change the language on that.

Representative Thoreson: We would move to amend the bill with this information and we'll look at further amending. Any further questions?

Voice vote made and carried.

Senator Laffen, District 43, ND Legislative Assembly: Explained amendment 13-8146-02006.

Chairman Brandenburg: Made a motion to move the amendment.

Representative Glassheim: Can we have a rationale for removing the resources trust fund?

Senator Laffen: There were some groups that were part of the initial planning of this and then had some other ideas of directions to go. Everyone decided to remain a part of this except for this one group really preferred to not be named.

Representative Glassheim: Is it my understanding that you don't want them named or they prefer not to be named?

Senator Laffen: Most of us would have preferred to have them named; but, we asked them and the answer was they would prefer to not be one of the named groups in the bill.

Senator Wanzek: So what we're doing is taking them out and adding another member at large. Is that correct?

Senator Laffen: The law as it stands now says there are 4 members from the conservation community of which 3 are already listed and 1 more from a pool of other conservation groups. I think what this does is say there will still be 4; 2 of them are named and 2 will be selected from the conservation groups.

Senator Wanzek: One of them could be selected from this group if that changes in the future. If they decide they want to be part of it; one of them could be the at large partner.

Senator Laffen: That's correct.

Chairman Brandenburg: Made a motion to move the amendment.

Senator Carlisle: Seconded the motion.

Representative Thoreson: I understand the fund has been put in place and it does allow if this group did want to come back in they would have the opportunity. I will be supportive of this amendment.

Representative Glassheim: I'm supporting it based on the information that they requested to be taken out.

Voice vote made and carried.

Chairman Brandenburg: We'll have to get some information and come back one more time to resolve that.

Brady Larson: I don't believe there is an issue, you mentioned there is a diversion of federal funds and that is not the case in this situation. What's happening is there's a funding pool being created in the OMB budget consisting of general fund and other fund authority. It's just authority only as other funds. If an agency applies for the pool, that other funds authority gets transferred to them and they can spend whatever special funds or federal funds they have in their own special funds. There's no money being transferred from game and fish to this pool in the OMB budget; it's just an authority thing.

Senator Wanzek: We're not really transferring or moving the funds; we're just creating this authorized pool. As I understand it, the game and fish would still be able to come and get approval; then go to their fund and get the \$200,000.00.

Representative Thoreson: Does it come from OMB?

Joe Morrisette, Fiscal Analyst, ND Office of Management and Budget: I think that OMB makes the allocation; but, I think there is an approval by the budget section.

Senator Carlisle: They can't take the money out of the \$8.5 million; that's general fund dollars. They're not a general fund agency. Would they get approval and then tap their own fund to pay for it? How's it going to work?

Brady Larson: The fund is \$4 million of general funds and \$4.5 million of other funds. What the special fund agencies would do is go to OMB and eventually the commission to get authorization to spend the money in their own fund. Game and fish would go to get authorization to spend additional monies out of the game and fish fund.

Representative Thoreson: Would that be suitable to be able to extend those dollars for this purpose?

Terry Steinwand, Director, ND Game and Fish Department: Since there is not a direct transfer to OMB, that would not be a diversion of funds.

Senator Wanzek: Essentially what we're doing with the pool is they have to come to get approval to spend. It's not appropriated directly here but allowing them the opportunity to come to get approval to spend their own funds for that purpose.

Brady Larson: That's correct.

Representative Glassheim: Do we need to in some way mark \$200,000.00 for their portion of the funds for extra costs in the west that they can then get? Does it just sit in their pool and they can come and ask for \$220,000.00 or \$240,000.00? Do we have to say that they have \$200,000.00?

Senator O'Connell: It's not a pool of their money it's a pool of the general fund that hasn't been appropriated any place except for the general fund. So it isn't being allocated to game and fish or anybody else; it's a separate pool all by itself.

Brady Larson: You're correct that the pool is not designated for any specific agency; so any agency can go to OMB and the emergency commission and request either a general fund transfer of authority or an other funds transfer of authority.

Chairman Brandenburg: I think there is some confusion and I think we need to go back.

Representative Thoreson: Do you have any document prepared on showing how this will flow or work that you're aware of?

Brady Larson: We can provide information on the amendments that were drafted for the OMB bill that details the process that an agency would go through.

Representative Thoreson: I would like to have that.

Chairman Thoreson: Closed the conference committee.


2013 HOUSE STANDING COMMITTEE MINUTES

House Appropriations Government Operations Division
Medora Room, State Capitol

HB1017
April 24, 2013
Recording Job# 21464

Conference Committee

Committee Clerk Signature



Explanation or reason for introduction of bill/resolution:

A BILL for an Act to provide an appropriation for defraying the expenses of the game and fish department.

Minutes:

Chairman Brandenburg: Opened the conference committee on HB1017.

Brady Larson, Fiscal Analyst, ND Legislative Council: Explained from HB1015 the guidelines for the energy impact pool.

Representative Glassheim: A pool of money worried me last night. The general fund money is a pool and you could spend more money than what you said you needed.

Senator Wanzek: Made a motion to move amendment 13.8146.02007 and that the Senate recede from its amendments and further amend.

Representative Thoreson: Seconded the motion.

Representative Thoreson: The two additional issues about the \$300,000.00 for the shooting range from Senator Laffen is in here.

Senator Carlisle: The issue yesterday with the \$300,000.00 shooting range, the trust fund person and the \$200,000.00 that they can access with authority out of the pool and the salary package are the only issues.

Representative Glassheim: I did double and triple check about taking the resource people off and that's correct.

Roll call vote 6 Yeas 0 Nays 0 Absent

Chairman Brandenburg: Closed the conference committee.

VR
4/25/13
183

PROPOSED AMENDMENTS TO ENGROSSED HOUSE BILL NO. 1017

That the Senate recede from its amendments as printed on pages 1148 and 1149 of the House Journal and pages 919-921 of the Senate Journal and that Engrossed House Bill No. 1017 be amended as follows:

Page 1, line 2, after "department" insert "; and to amend and reenact subsection 1 of section 54-17.8-06 of the North Dakota Century Code, as created by House Bill No. 1278, as approved by the sixty-third legislative assembly, relating to the membership of the outdoor heritage advisory board"

Page 1, remove lines 12 through 23

Page 2, replace line 1 with:

"Salaries and wages	\$24,019,028	\$1,880,578	\$25,899,606
Operating expenses	12,524,493	432,235	12,956,728
Capital assets	4,183,170	(298,109)	3,885,061
Grants	7,718,500	(596,000)	7,122,500
Land habitat and deer depredation	12,904,686	(197,283)	12,707,403
Noxious weed control	600,000	50,000	650,000
Missouri River enforcement	200,000	75,939	275,939
Grants, gifts, and donations	800,000	0	800,000
Nongame wildlife conservation	120,000	0	120,000
Lonetree reservoir	1,749,065	186,571	1,935,636
Wildlife services	868,800	(484,400)	384,400
Accrued leave payments	0	816,366	816,366
Total special funds	\$65,687,742	\$1,865,897	\$67,553,639"

Page 2, after line 6, insert:

"SECTION 3. AMENDMENT. Subsection 1 of section 54-17.8-06 of the North Dakota Century Code as created by House Bill No. 1278, as approved by the sixty-third legislative assembly, is amended and reenacted as follows:

1. There is created a North Dakota outdoor heritage advisory board consisting of twelve members. The governor shall appoint representatives from each of the groups listed in this section based upon recommendations made by the appropriate group. The advisory board consists of:
 - a. Four members from the agriculture community. The governor shall appoint one member from the North Dakota farm bureau, North Dakota farmers union, the North Dakota stockmen's association, and the North Dakota grain growers association.
 - b. Two members from the energy industry. The governor shall appoint one member from the North Dakota petroleum council and one member from the lignite energy council.
 - c. Four members from the conservation community. The governor shall appoint from a list of nominations one member from ducks unlimited of

North Dakota, ~~the North Dakota natural resources trust fund, one member from the North Dakota chapter of pheasants forever, and two members from the conservation community at large of statewide conservation groups.~~

- d. One member from the business community from the greater North Dakota chamber.
- e. One member from the North Dakota recreation and park association."

Re-number accordingly

STATEMENT OF PURPOSE OF AMENDMENT:

House Bill No. 1017 - Game and Fish Department - Conference Committee Action

	Executive Budget	House Version	Conference Committee Changes	Conference Committee Version	Senate Version	Comparison to Senate
Salaries and wages	\$26,854,290	\$25,450,367	\$449,239	\$25,899,606	\$27,008,399	(\$1,108,793)
Operating expenses	13,097,240	12,956,728		12,956,728	13,156,728	(200,000)
Capital assets	3,885,061	3,885,061		3,885,061	3,885,061	
Grants	6,922,500	6,822,500	300,000	7,122,500	6,822,500	300,000
Land habitat and deer depredation	12,751,103	12,689,583	17,820	12,707,403	12,751,386	(43,983)
Noxious weed control	650,000	650,000		650,000	650,000	
Missouri River enforcement	280,902	273,913	2,026	275,939	280,940	(5,001)
Grants, gifts, and donations	800,000	800,000		800,000	800,000	
Nongame wildlife conservation	120,000	120,000		120,000	120,000	
Lonetree Reservoir	1,961,841	1,924,951	10,685	1,935,636	1,962,009	(26,373)
Wildlife Services	768,800	384,400		384,400	384,400	
Accrued leave payments		816,366		816,366		816,366
Total all funds	\$68,091,737	\$66,773,869	\$779,770	\$67,553,639	\$67,821,423	(\$267,784)
Less estimated income	68,091,737	66,773,869	779,770	67,553,639	67,821,423	(267,784)
General fund	\$0	\$0	\$0	\$0	\$0	\$0
FTE	157.00	158.00	0.00	158.00	158.00	0.00

Department No. 720 - Game and Fish Department - Detail of Conference Committee Changes

	Removes House Changes to Executive Compensation Package ¹	Adjusts State Employee Compensation and Benefits Package ²	Increases Grant Funding for Shooting Ranges ³	Total Conference Committee Changes
Salaries and wages	\$793,618	(\$344,379)		\$449,239
Operating expenses				
Capital assets				
Grants			300,000	300,000
Land habitat and deer depredation	31,481	(13,661)		17,820
Noxious weed control				
Missouri River enforcement	3,579	(1,553)		2,026
Grants, gifts, and donations				
Nongame wildlife conservation				
Lonetree Reservoir	18,876	(8,191)		10,685
Wildlife Services				
Accrued leave payments				
Total all funds	\$847,554	(\$367,784)	\$300,000	\$779,770
Less estimated income	847,554	(367,784)	300,000	779,770
General fund	\$0	\$0	\$0	\$0
FTE	0.00	0.00	0.00	0.00

¹ Changes made by the House to the executive compensation package are removed.

² This amendment adjusts the state employee compensation and benefits package as follows:

- Reduces the performance component from 3 to 5 percent per year to 3 to 5 percent for the first year of the biennium and 2 to 4 percent for the second year of the biennium.
- Reduces the market component from 2 to 4 percent per year to 1 to 2 percent per year for employees below the midpoint of their salary range.
- Reduces funding for retirement contribution increases to provide for a 1 percent state and 1 percent employee increase beginning in January 2014 and no increase in January 2015.

³ Funding is increased for grants to improve local shooting ranges.

This amendment also adds a section to amend subsection 1 of section 54-17.8-06 relating to the membership of the outdoor heritage advisory board.

2013 HOUSE CONFERENCE COMMITTEE ROLL CALL VOTES

Committee: House Appropriations- Government Operations

Bill/Resolution No. HB1017 as (re) engrossed

Date: April 24, 2013

Roll Call Vote #: 1

- Action Taken**
- HOUSE accede to Senate amendments
 - HOUSE accede to Senate amendments and further amend
 - SENATE recede from Senate amendments
 - SENATE recede from Senate amendments and amend as follows

Senate Amendments on HJ page(s) 1148 -- 1149

- Unable to agree, recommends that the committee be discharged and a new committee be appointed

((Re) Engrossed) HB 1017 was placed on the Seventh order of business on the calendar

Motion Made by: Senator Wanzek Seconded by: Representative Thoreson

Representatives				Yes	No					Yes	No	
	4-19	4-23	4-24				Senators	4-19	4-23			4-24
Chairman Brandenburg	X	X	X	X			Senator Wanzek	X	X	X	X	
Rep Thoreson	X	X	X	X			Senator Carlisle	X	x	X	x	
Rep Glassheim	x	x	X	x			Senator O'Connell	x	X	x	X	

Vote Count Yes: 6 No: 0 Absent: 0

House Carrier Rep Brandenburg Senate Carrier Senator Wanzek

LC Number 13-8146-02007 of amendment

LC Number _____ of engrossment

Emergency clause added or deleted

Statement of purpose of amendment
To amend the compensation package as in all other budget bills.

REPORT OF CONFERENCE COMMITTEE

HB 1017, as engrossed: Your conference committee (Sens. Wanzek, Carlisle, O'Connell and Reps. Brandenburg, Thoreson, Glassheim) recommends that the **SENATE RECEDE** from the Senate amendments as printed on HJ pages 1148-1149, adopt amendments as follows, and place HB 1017 on the Seventh order:

That the Senate recede from its amendments as printed on pages 1148 and 1149 of the House Journal and pages 919-921 of the Senate Journal and that Engrossed House Bill No. 1017 be amended as follows:

Page 1, line 2, after "department" insert "; and to amend and reenact subsection 1 of section 54-17.8-06 of the North Dakota Century Code, as created by House Bill No. 1278, as approved by the sixty-third legislative assembly, relating to the membership of the outdoor heritage advisory board"

Page 1, remove lines 12 through 23

Page 2, replace line 1 with:

"Salaries and wages	\$24,019,028	\$1,880,578	\$25,899,606
Operating expenses	12,524,493	432,235	12,956,728
Capital assets	4,183,170	(298,109)	3,885,061
Grants	7,718,500	(596,000)	7,122,500
Land habitat and deer depredation	12,904,686	(197,283)	12,707,403
Noxious weed control	600,000	50,000	650,000
Missouri River enforcement	200,000	75,939	275,939
Grants, gifts, and donations	800,000	0	800,000
Nongame wildlife conservation	120,000	0	120,000
Lonetree reservoir	1,749,065	186,571	1,935,636
Wildlife services	868,800	(484,400)	384,400
Accrued leave payments	0	<u>816,366</u>	<u>816,366</u>
Total special funds	\$65,687,742	\$1,865,897	\$67,553,639"

Page 2, after line 6, insert:

"SECTION 3. AMENDMENT. Subsection 1 of section 54-17.8-06 of the North Dakota Century Code as created by House Bill No. 1278, as approved by the sixty-third legislative assembly, is amended and reenacted as follows:

1. There is created a North Dakota outdoor heritage advisory board consisting of twelve members. The governor shall appoint representatives from each of the groups listed in this section based upon recommendations made by the appropriate group. The advisory board consists of:
 - a. Four members from the agriculture community. The governor shall appoint one member from the North Dakota farm bureau, North Dakota farmers union, the North Dakota stockmen's association, and the North Dakota grain growers association.
 - b. Two members from the energy industry. The governor shall appoint one member from the North Dakota petroleum council and one member from the lignite energy council.
 - c. Four members from the conservation community. The governor shall appoint from a list of nominations one member from ducks unlimited of North Dakota, ~~the North Dakota natural resources trust fund,~~ one member from the North Dakota chapter of pheasants forever, and two members from the conservation community at large of statewide conservation groups.

- d. One member from the business community from the greater North Dakota chamber.
- e. One member from the North Dakota recreation and park association."

Renumber accordingly

STATEMENT OF PURPOSE OF AMENDMENT:

House Bill No. 1017 - Game and Fish Department - Conference Committee Action

	Executive Budget	House Version	Conference Committee Changes	Conference Committee Version	Senate Version	Comparison to Senate
Salaries and wages	\$26,854,290	\$25,450,367	\$449,239	\$25,899,606	\$27,008,399	(\$1,108,793)
Operating expenses	13,097,240	12,956,728		12,956,728	13,156,728	(200,000)
Capital assets	3,885,061	3,885,061		3,885,061	3,885,061	
Grants	6,922,500	6,822,500	300,000	7,122,500	6,822,500	300,000
Land habitat and deer depredation	12,751,103	12,689,583	17,820	12,707,403	12,751,386	(43,983)
Noxious weed control	650,000	650,000		650,000	650,000	
Missouri River enforcement	280,902	273,913	2,026	275,939	280,940	(5,001)
Grants, gifts, and donations	800,000	800,000		800,000	800,000	
Nongame wildlife conservation	120,000	120,000		120,000	120,000	
Lonetree Reservoir	1,961,841	1,924,951	10,685	1,935,636	1,962,009	(26,373)
Wildlife Services	768,800	384,400		384,400	384,400	
Accrued leave payments		816,366		816,366		816,366
Total all funds	\$68,091,737	\$66,773,869	\$779,770	\$67,553,639	\$67,821,423	(\$267,784)
Less estimated income	68,091,737	66,773,869	779,770	67,553,639	67,821,423	(267,784)
General fund	\$0	\$0	\$0	\$0	\$0	\$0
FTE	157.00	158.00	0.00	158.00	158.00	0.00

Department No. 720 - Game and Fish Department - Detail of Conference Committee Changes

	Removes House Changes to Executive Compensation Package ¹	Adjusts State Employee Compensation and Benefits Package ²	Increases Grant Funding for Shooting Ranges ³	Total Conference Committee Changes
Salaries and wages	\$793,618	(\$344,379)		\$449,239
Operating expenses				
Capital assets				
Grants			300,000	300,000
Land habitat and deer depredation	31,481	(13,661)		17,820
Noxious weed control				
Missouri River enforcement	3,579	(1,553)		2,026
Grants, gifts, and donations				
Nongame wildlife conservation				
Lonetree Reservoir	18,876	(8,191)		10,685
Wildlife Services				
Accrued leave payments				
Total all funds	\$847,554	(\$367,784)	\$300,000	\$779,770
Less estimated income	847,554	(367,784)	300,000	779,770
General fund	\$0	\$0	\$0	\$0
FTE	0.00	0.00	0.00	0.00

¹ Changes made by the House to the executive compensation package are removed.

² This amendment adjusts the state employee compensation and benefits package as follows:

- Reduces the performance component from 3 to 5 percent per year to 3 to 5 percent

for the first year of the biennium and 2 to 4 percent for the second year of the biennium.

- Reduces the market component from 2 to 4 percent per year to 1 to 2 percent per year for employees below the midpoint of their salary range.
- Reduces funding for retirement contribution increases to provide for a 1 percent state and 1 percent employee increase beginning in January 2014 and no increase in January 2015.

³ Funding is increased for grants to improve local shooting ranges.

This amendment also adds a section to amend subsection 1 of section 54-17.8-06 relating to the membership of the outdoor heritage advisory board.

Engrossed HB 1017 was placed on the Seventh order of business on the calendar.

**2013 TESTIMONY
HB 1017**



HB 1017
January 15, 2013
Attachment 1

January 15, 2013

**HB 1017
2013-2015 Appropriation Request
North Dakota Game and Fish Department**

The Game and Fish Department is a special fund agency using only hunting, fishing, and boat license revenue and federal funding.

The 2013-15 budget request is \$68,091,737. This is a total increase of \$547,577 from the 2011-2013 adjusted appropriation of \$67,544,160.

Revenue Projections:

Federal revenue is expected to be as follows:

Federal Aid in Wildlife Restoration Act *	\$13,000,000
Federal Aid in Sport Fish Restoration Act *	\$ 9,000,000
Recreational Boating Safety Program	\$1,272,000
State Wildlife Grants	\$1,000,000
Misc. Federal Grants	\$600,000
Bureau of Reclamation (Lonetree)	<u>\$1,759,543</u>

Total Federal Revenue \$26,631,543

State Revenue by Fund:

Game and Fish Fund (Licenses + Misc.)	\$26,235,000
Private Land Habitat Fund	\$3,250,000
Nongame Wildlife Fund (Donations)	\$37,000

Total State Revenue \$29,522,000

Total All Revenue \$56,153,543

* **Wildlife Restoration Act** – funds are from excise taxes on the sale of guns, ammo and archery equipment which is allocated to the states by a formula based 50% on the amount of land area of the state relative to the rest of the states, and 50% based on the number of hunting license holders in a state relative to other states.

***Sport Fish Restoration Act** – funds are from excise taxes on fishing equipment and motorboat fuel which is allocated to the states by the same formula above with the exception of using the number of fishing license holders vs hunting licenses.

Federal Revenue Decrease

- USFWS Sport Fish Restoration Act funds - were at a high in 2009 of 4.4M and are now leveling off and continue to decrease. FY12 = \$3.8M which is what we had in FY07.
- USFWS Wildlife Restoration Act funds - are predicted to stay at current levels or even increase. In FY10 it increased to a high of 7.1M. FY12 decreased to \$5.4M. Our projection for 2013-15 of \$13M may be slightly high.
- USFWS State Wildlife Grants funds - have decreased \$300K
- USDA CWD funds – have been eliminated. (It was \$200K.)
- USFWS ANS funds – decreased to \$30K

If federal funds decrease we have to cut programs or use licensing revenue.

License & Special Revenue Decrease

- A reduction of 2012 deer licenses resulted in a \$893K decrease in revenue.
- Interest – 2013-15 estimate \$250K. FY07 = \$1.1M, FY09 = \$500K, FY12 = \$115K

License Sales

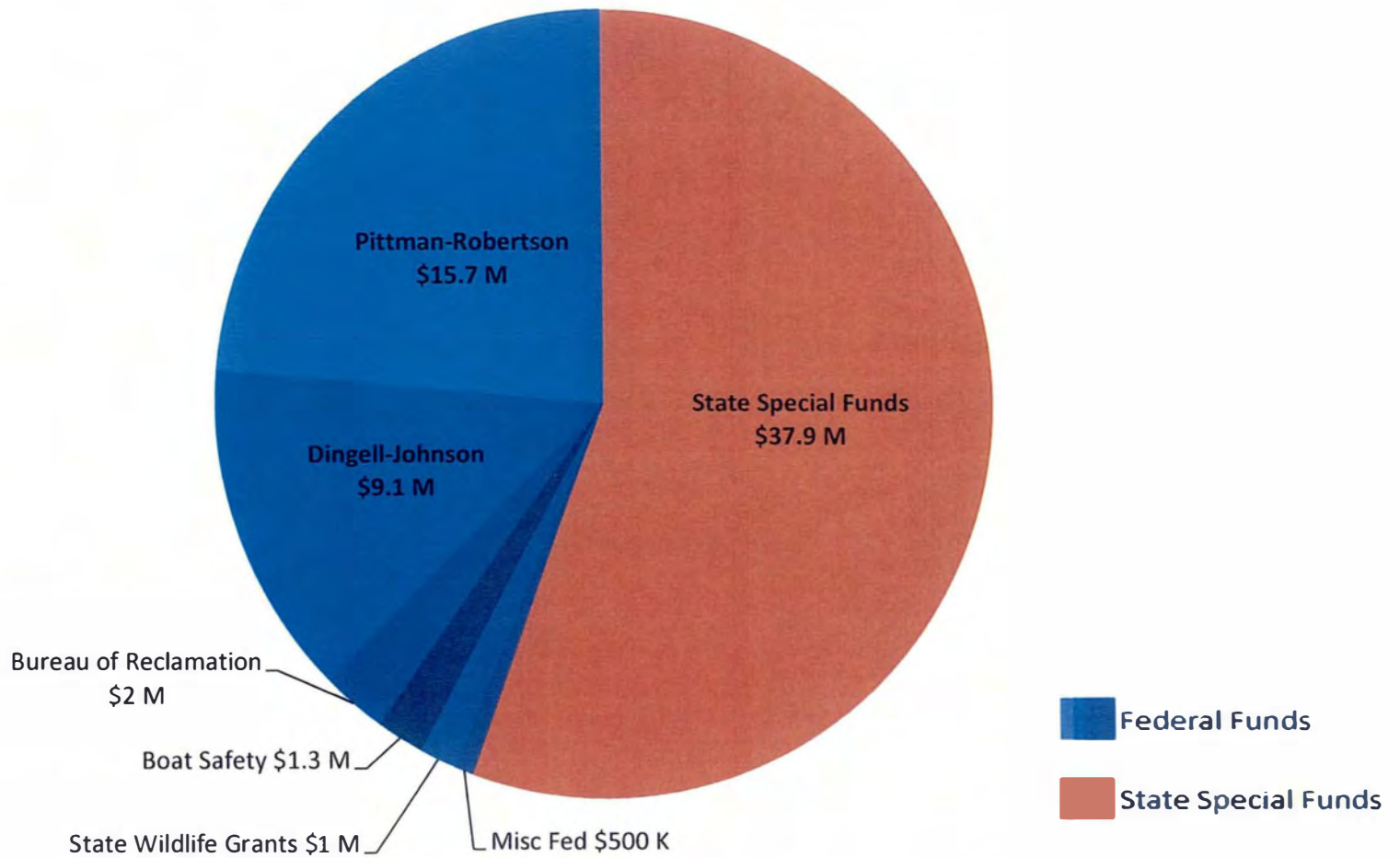
Deer license sales have significantly decreased over the last 3 years due to harsh winters. **2009** – 125,783; **2010** – 101,216; **2011** – 85,748; **2012** – 65,000 approx.

General Game licenses for residents and nonresidents decreased in 2011 by 4,205 and 4,558 respectively.

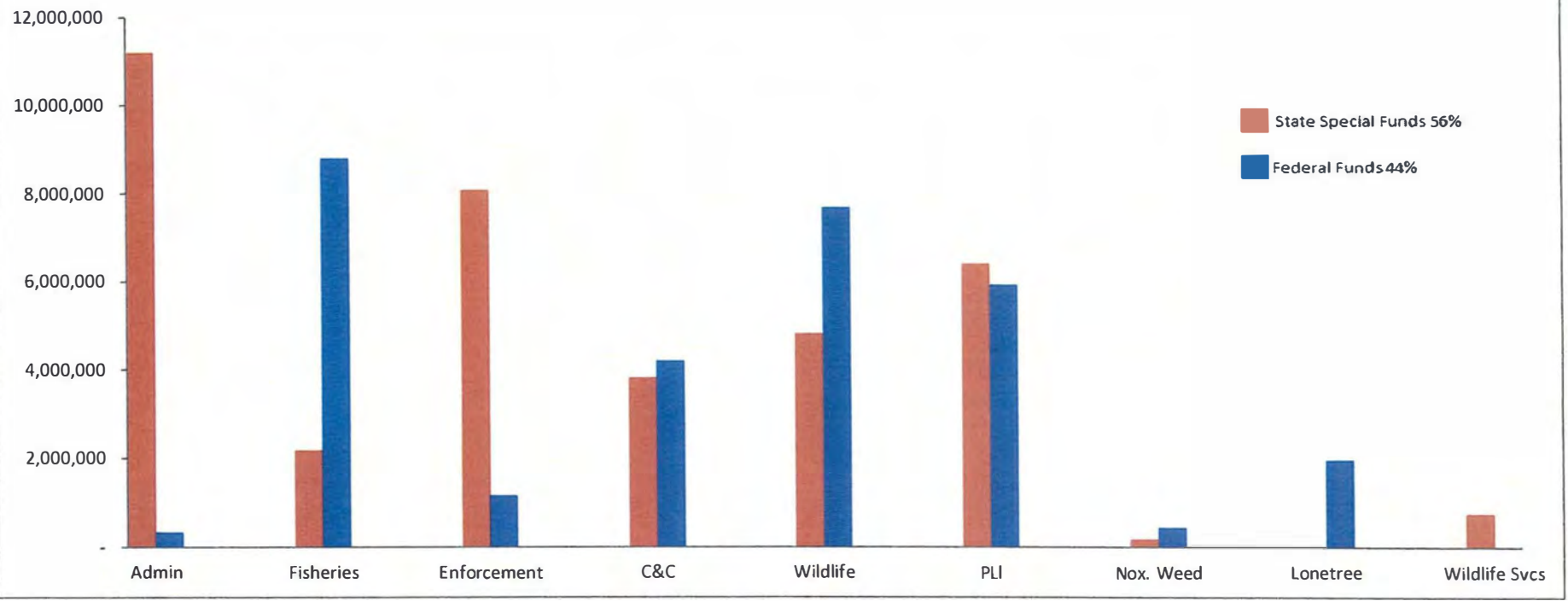
Fishing licenses have significantly increased.

As of 12/31/12	2011	2012	
Res. Fishing	17,578	25,833	47.0%
NR 3 Day Fishing	8,351	11,460	37.2%
NR 10 Day Fishing	1,915	2,514	31.3%
NR Annual Fishing	6,695	13,275	98.3%

North Dakota Game and Fish Department
2013-15 Expenditures by Funding Source



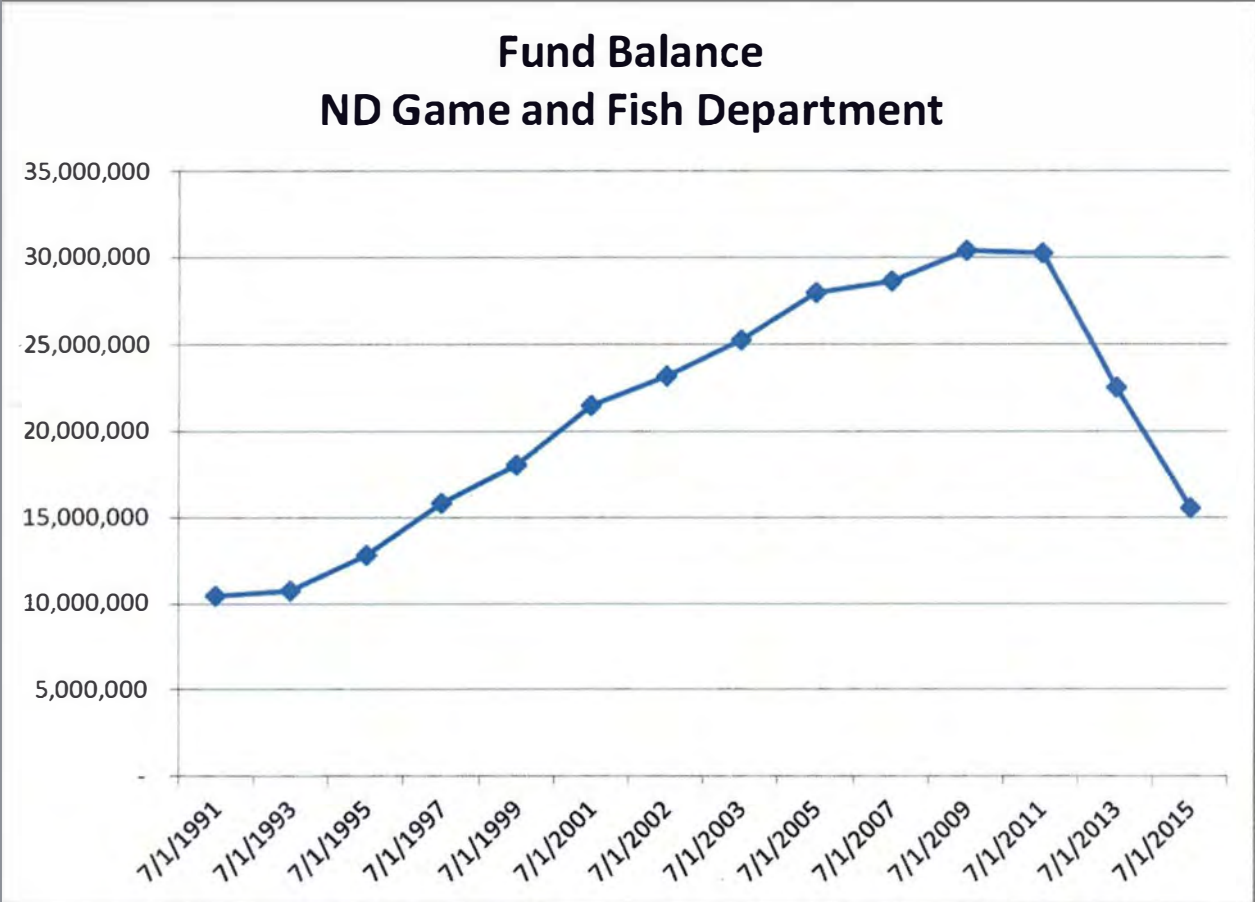
North Dakota Game and Fish Department
2013-15 Expenditures by Division



Fund Balances - Fund balance projections are as follows:

	<u>6/30/13</u>	<u>6/30/15</u>
Game and Fish Fund	\$22,536,441	\$13,658,135
Private Land Habitat Fund	\$1,302,711	\$1,878,913
Non-Game Wildlife Fund	\$101,978	\$18,978
Total	\$23,941,130	\$15,556,026

Per NDCC 20.1-02-16.1, the fund balance shall not be reduced below \$15M unless authorized by the budget section.



REQUEST/RECOMMENDATION COMPARISON SUMMARY

720 Game and Fish Department
Biennium: 2013-2015

Bill#: HB1017

Description	Expenditures Prev Biennium 2009-2011	Present Budget 2011-2013	2013-2015 Requested		Requested Budget 2013-2015	2013-2015 Recommended		Executive Recommendation 2013-2015
			Incr(Decr)	% Chg		Incr(Decr)	% Chg	
By Major Program								
Administrative Services	13,746,180	11,672,674	(478,267)	(4.1%)	11,194,407	(114,378)	(1.0%)	11,558,296
Fisheries	9,792,505	14,031,870	(3,370,574)	(24.0%)	10,661,296	(3,044,712)	(21.7%)	10,987,158
Enforcement	6,387,112	8,448,558	243,458	2.9%	8,692,016	809,389	9.6%	9,257,947
Communications and Conservation	5,403,200	7,529,198	189,048	2.5%	7,718,246	509,925	6.8%	8,039,123
Wildlife	22,719,860	25,861,860	1,574,034	6.1%	27,435,894	2,387,353	9.2%	28,249,213
Total Major Programs	58,048,857	67,544,160	(1,842,301)	(2.7%)	65,701,859	547,577	0.8%	68,091,737
By Line Item								
Salaries and Wages	21,299,732	24,019,028	747,463	3.1%	24,766,491	2,835,262	11.8%	26,854,290
Operating Expenses	10,222,921	12,524,493	572,747	4.6%	13,097,240	572,747	4.6%	13,097,240
Capital Assets	3,623,554	4,183,170	(298,109)	(7.1%)	3,885,061	(298,109)	(7.1%)	3,885,061
Capital Construction Carryover	1,032,622	198,880	(198,880)	(100.0%)	0	(198,880)	(100.0%)	0
Grants-Game and Fish	6,810,319	10,218,500	(3,296,000)	(32.3%)	6,922,500	(3,296,000)	(32.3%)	6,922,500
Land Habitat & Deer Depredation	11,922,624	12,062,224	600,000	5.0%	12,662,224	688,879	5.7%	12,751,103
Noxious Weed Control	490,819	600,000	50,000	8.3%	650,000	50,000	8.3%	650,000
Missouri River Enforcement	0	200,000	70,000	35.0%	270,000	80,902	40.5%	280,902
Grant-Gift-Donation	203,366	800,000	0	0.0%	800,000	0	0.0%	800,000
Nongame Wildlife Conservation	113,211	120,000	0	0.0%	120,000	0	0.0%	120,000
Lonetree Reservoir	1,360,889	1,749,065	10,478	0.6%	1,759,543	212,776	12.2%	1,961,841
Wildlife Services	968,800	868,800	(100,000)	(11.5%)	768,800	(100,000)	(11.5%)	768,800
Total Line Items	58,048,857	67,544,160	(1,842,301)	(2.7%)	65,701,859	547,577	0.8%	68,091,737
By Funding Source								
General Fund	0	0	0	0.0%	0	0	0.0%	0
Federal Funds	26,043,475	32,402,607	(3,152,968)	(9.7%)	29,249,639	(2,217,974)	(6.8%)	30,184,633
Special Funds	32,005,382	35,141,553	1,310,667	3.7%	36,452,220	2,765,551	7.9%	37,907,104
Total Funding Source	58,048,857	67,544,160	(1,842,301)	(2.7%)	65,701,859	547,577	0.8%	68,091,737
Total FTE	157.00	157.00	0.00	0.0%	157.00	0.00	0.0%	157.00

9

DEPARTMENT BUDGET

The Department's overall budget increased less than 1% from 2011-13 to the Governor's Executive Recommendation for 2013-15.

The department's budget includes funds appropriated for use by other state agencies:

- \$122,000 to ND Parks & Recreation Department
- \$200,000 to Board of Animal Health, Ag Dept.
- \$768,800 to Wildlife Services, Ag Dept.

DIVISIONAL BUDGETS

Brief details on the budgets for the Department's five divisions are presented below:

1. **ADMINISTRATIVE SERVICES DIVISION** - Costs in this division include:

- Secretarial support for all Divisions
- Licensing section costs including lotteries
- Accounting costs
- Information Technology costs
- Travel – **includes \$200,000 for rent allowance** to staff in oil impacted areas
- All Department utility, telephone, office rental, janitorial, office supply, insurance, postage, air craft costs, office machine rental, and other similar costs
- Credit card transaction fees - \$330,000
- Legal services from Attorney General's office
- Costs for the Game and Fish Advisory Board
- Statewide Cost Allocation payment to OMB - \$200,000
- North Dakota Risk Management fund - \$22,277
- Buildings, Grounds, Vehicle Maintenance Supplies – includes \$35,000 for engine overhaul for the Scout airplane
- Costs for the Director, Deputy Director, Administrative Services Division Chief, and Data Processing Coordinators.
- **In Lieu of Tax payments for all Department lands - \$1,000,000**
- **Capital Assets line - \$485,891** for extraordinary repairs to Department facilities statewide.
- Grants – \$307,000 for cooperative grants to local groups for game and fish related projects.

The department's Grant-Gift-Donation line of \$800,000 is used as follows:

- Grants and gifts received for special projects are used as desired by the donor. The department has money from an estate for fishing access work. Also a major grant for bighorn sheep work is expected to continue.

- Revenue received for surface damage, easements, and reclamation on department owned or department managed properties as a result of mineral exploration and extraction activities. The department manages Corps of Engineers (COE) and department lands along Lake Sakakawea, the Missouri River and the Killdeer Mountain WMA. There is significant oil activity on these lands. The COE and other applicable federal agencies require that this money be spent by the department on these areas that are affected. This line allows the department to receive revenue and turn around and spend the funds on the appropriate areas. This funding is often used for road repairs, fencing, habitat development and similar work.
- Royalty payments received for the department's 160 acre mineral lease in the Killdeer Mountains WMA. These funds are used to employ one full-time temporary biologist to assist the significant increase in work load due to oil activity on our WMA's. We are also using these funds on a grant to conduct a comprehensive assessment of the impact of oil and gas development on mule deer populations in western North Dakota. The study is from 2012-2015 and the department's share is \$284,373 over a 3 year period.

The Administrative Services Division budget is decreased by the Capital Construction Carryover line per OMB budget guidelines.

2. FISHERIES DIVISION - This program includes fish production and distribution, fishery research and surveys, fishing area and boating facility development and maintenance and a Save Our Lakes program.

Operating Expenses – the division has experienced significant inflation in material costs (e.g. steel, gravel, cement, etc.)

Grants – Total \$3,793,000:

- \$1,200,000 for boating access and development. These grants are used for cost sharing with local governments on fishing and boating facilities. This was decreased by approximately \$2.4M from 2011-13.
- \$914,000 in grants is to pay the Department's share of costs for the Garrison Dam National Fish Hatchery. This is a \$394K increase from 2011-13.
- \$667,000 in grants used for creel surveys and Aquatic Nuisance Species.
- \$122,000 is included for boating access related costs to ND Parks and Recreation Department for state parks.
- Misc. other grants.

Capital Assets line – Total of \$610,000:

- \$467,980 in extra ordinary repairs for dam repairs, hatchery repairs and fishing and boating facilities on Department managed lands. High and low water conditions at Devils Lake, Lake Sakakawea and the Missouri River have been major challenges for the boating access program. The Department receives 75%

federal funding for most of the work in this division. In some cases the 25% match comes from local partners such as park boards.

- \$142,000 for equipment over \$5,000 - boat motors, trailer replacement, electrofishing boat replacement.

Save Our Lakes Program – These projects include sediment dams, shoreline enhancements and building of earthen piers, establishment of buffer zones, building of rock weirs, building of wetlands, waste management systems, active hypolimnetic pumping systems, passive low water draw downs, fencing projects, alternate water sources (well), planting of trees and grasses in riparian areas, sediment removal, purchase of equipment for cooperating agencies, gravel spawning substrates, establishment of wave breaks and underwater boulder habitats.

\$400,000 is budgeted from the private lands line item for this type of work. Dollars from the private lands line item can be spent only on private land. A significant portion of our watershed work will be on private land.

3. ENFORCEMENT DIVISION - This budget supports a staff of thirty-seven law enforcement employees. The budget includes operating expenses mainly for State Fleet and travel costs. Game wardens are very dependent on vehicles to do their work. \$210,000 is included for replacement boats, snowmobiles and all-terrain vehicles. One new boat for the Missouri River is also included. The division has a replacement cycle for equipment.

Missouri River Enforcement line - \$280,902 is budgeted for this special line. Expenditures include salaries, operating, and equipment related to enforcement activities on and along the Missouri River in the Burleigh and Morton county area. Grants are also given to local law enforcement agencies to help with the Missouri River enforcement. This line is funded 50% from federal boat safety funds and 50% from the State Water Commission.

4. CONSERVATION AND COMMUNICATION DIVISION - Programs include aquatic and hunter education, nongame wildlife program, ND Outdoors magazine, ND Outdoors weekly television program, boating education, web page management, environmental review and supplying general information to the public. Also, natural resource related reviews and recommendations are provided to private and government entities.

Grants – Total \$1,942,500:

- \$362,500 for shooting range grants throughout the state. Federal funding is passed on to local groups that provide the matching funds for shooting facilities for public use and for hunter education.
- \$80,000 for boat safety grants to counties funded by 50% federal funds.

- \$500,000 is included for youth programs, archery in schools and Hooked on Fishing.
- \$1,000,000 is included in grants for the State Wildlife Grant Program. This federally funded program works primarily with wildlife species that are not hunted. The match is normally provided by the grant recipient.

Capital Assets line – Total of \$425,000 in extra ordinary repairs for shooting range improvements at McLean Bottoms, Lewis and Clark WMA and Wilton WMA.

Nongame Wildlife line - \$120,000 is budgeted for this special line which is supported by the income tax check off.

5. WILDLIFE DIVISION - This budget includes private land habitat and deer depredation programs, operating costs for Department managed lands, wildlife surveys and investigations, and grants to organizations on cooperative projects.

Grants – Total \$880,000:

- \$680,000 is included for grants with wildlife groups and organizations on cooperative projects and wildlife research projects conducted through universities.
- \$200,000 to reimburse the State Veterinarian for costs related to oversight of farmed wildlife producers and the administration of wildlife propagation permits. The amount is the same as the 2011-13 biennium; however for 2011-13 this amount was funded by general funds.

Capital Assets line – Total \$1,154,170:

- \$148,170 for extra ordinary repairs like fences, roads, water control structures and similar work on department wildlife management areas (WMA) statewide.
- \$206,000 for equipment over \$5,000 – replacement farm equipment, snowmobiles, trailers, mowers and other items.
- \$800,000 is included for land acquisitions of small tracts near wildlife management areas, possibly in-holding or round-outs that may come up during the biennium. This amount is the same as the 2011-13 biennium.

Noxious Weed Control line - \$650,000 is requested for the work on department lands. This line is increased by \$50,000 from the 2011-13 biennium.

Wildlife Services line - \$768,800 is to support Wildlife Service's animal damage control work in the Ag Department. For 2011-13 the budget was \$868,800, the additional \$100,000 was from general funds.

Lonetree line - A \$1,961,841 appropriation is requested to operate the Lonetree area. The Lonetree area consists of over 30,000 acres of land managed for wildlife purposes. The North Dakota Game and Fish Department manages and provides technical

services for this area for the State of North Dakota as laid out in the Garrison Diversion Reformulation Act. The budget for this line increased 12% from 2011-13. 100% of the funding for this budget comes from the Bureau of Reclamation. The budget continues to include funding for 5 staff, operating, equipment, maintenance and development for this area. Capital assets include \$150,000 for a heated storage building.

Private Land Habitat and Deer Depredation line – A \$12,751,103 appropriation is requested to operate this special line. This line is commonly called the Private Land Initiative (PLI) line. This line is not just for our PLOTS program, it also includes deer depredation and administrative costs for the PLI line. The budget increased approximately 5.7% from 2011-13. Approximately 35% of this program is funded with interest earned on game and fish funds and from habitat stamp sales. Cash from the regular game and fish fund along with federal funds is used to fund the other 65%.

Of the total line, the budget for the PLOTS Program is 9.8 million of which \$8 million is landowner payments. We had a goal to reach 1 million acres of public hunting access on private land by the year 2009. We reached that goal two years early in September 2007, and it has been maintained to date until recently it fell below the 1 million acres. PLOTS acres available for the 2012-2013 hunting season was approximately 836,000 acres. A chart of PLOTS acres by program is attached to this testimony.

The PLOTS program also includes \$500,000 in grants for the Voluntary Public Access and Habitat Incentive Program also known as the Open Fields grant which is used for public access payments to landowners. These are federal funds from the USDA.

The line includes \$1,100,000 mandated last session by SB2227 to be budgeted to provide wildlife feeding and other winter management practices on lands impacted by big game depredation. A one-time increase of \$400,000 to this line is included to bring the base budget for deer depredation to the mandated \$1.1M.

PLOTS Acres Available for 2012-13 Hunting Season



North Dakota Game and Fish Department Private Land Initiative 2012 PLOTS Program Acreage

<u>Program Type</u>	<u>Total Acres</u>
Beginning Farmer Program	3,080
CREP/Coverlocks	14,015
CRP Access Program	248,626
Food Plots	464
Habitat Plots	114,153
Other	23,306
Private Forest Conservation Program	10,549
Tree Planting Cost Share Program	3,920
Working Lands Program	404,560
WRP Incentive Program	14,231
Totals	836,904



NDGFD Potential Land Acquisitions as of January 2, 2013

HB1017
January 15, 2013
Attachment 2

The Department has been contacted by individuals with the following tracts. They are interesting in selling these tracts to the Department to be maintained as Wildlife Management Areas (WMA).

- 1) Pembina County – 80 acres – Tract is solid woods along the Pembina Gorge. It is bordered by WMA on the north and south sides (appraisal completed).
- 2) Nelson County – 87 acres – About 37 acres of the tract is above water. Borders Hoghaug WMA on the west and Stump Lake on the east (appraisal completed).
- 3) Sargent County – 47 acres – Borders Tewaukon WMA on the south and the Wild Rice River on the north. Land is currently in CRP. (appraisal completed)
- 4) Kidder County – 1000 acres – Next to Dawson WMA.
- 5) Kidder County – 337 acres – Addition to Karl T. Fredrick WMA (appraisal completed).
- 6) Sheridan County – 20 acres – Addition to Lonetree WMA.
- 7) Pierce County – 580 acres – Tract borders shore of Buffalo Lake and only ¼ mile from WMA.
- 8) Pembina County – 360 – Dunklee WMA addition. EWP on this piece with no Ag. use allowed.
- 9) Cavalier County – 80 acres – Pembina Hills WMA addition. 20.9 acres in CRP and the rest is wooded.
- 10) Adams County – 480 acres – Land is currently in CRP
- 11) Hettinger County – 80 acres – Land is currently in CRP
- 12) Mountrail County – 95 acres – Adjacent to Palermo WMA. Tract is wetland and grass land.
- 13) Pembina County – 40 acres – Adjacent to Pembina Gorge WMA's. Tract is all wooded.
- 14) Towner County – 640 acres – Expiring CRP and wetlands.
- 15) Towner County – 160 acres – Adjacent to WPA.
- 16) Walsh County – 140.5 acres – Tract is enrolled in WRP with no Ag. use. Tract is next to Red River.

Two maps are included for each listed tract, one close up "a" and one zoomed out "b".

Potential Acquisition # 1a

80 acres



Map Features

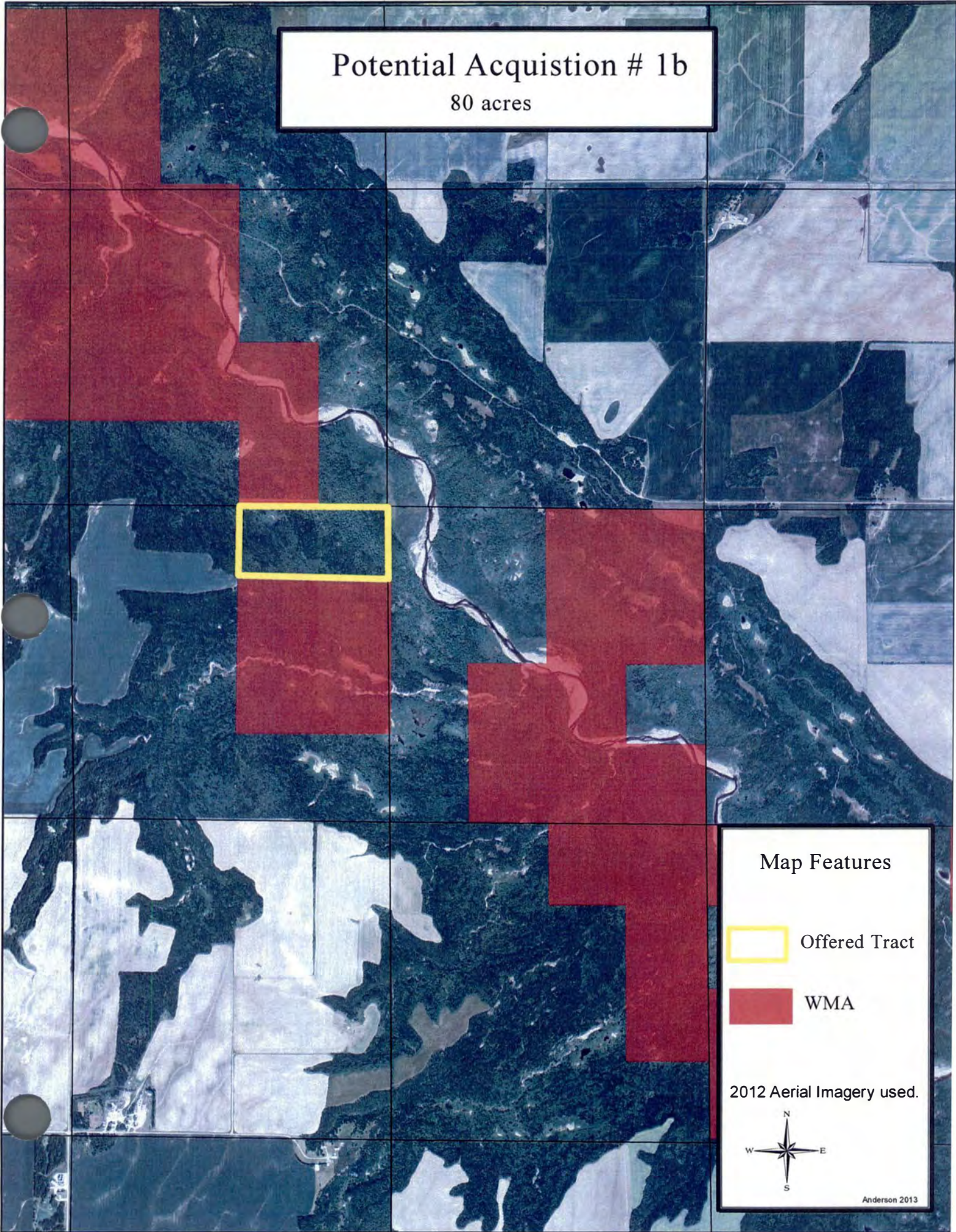
-  Offered Tract
-  WMA

2012 Aerial Imagery used.



Potential Acquisition # 1b

80 acres



Map Features

 Offered Tract

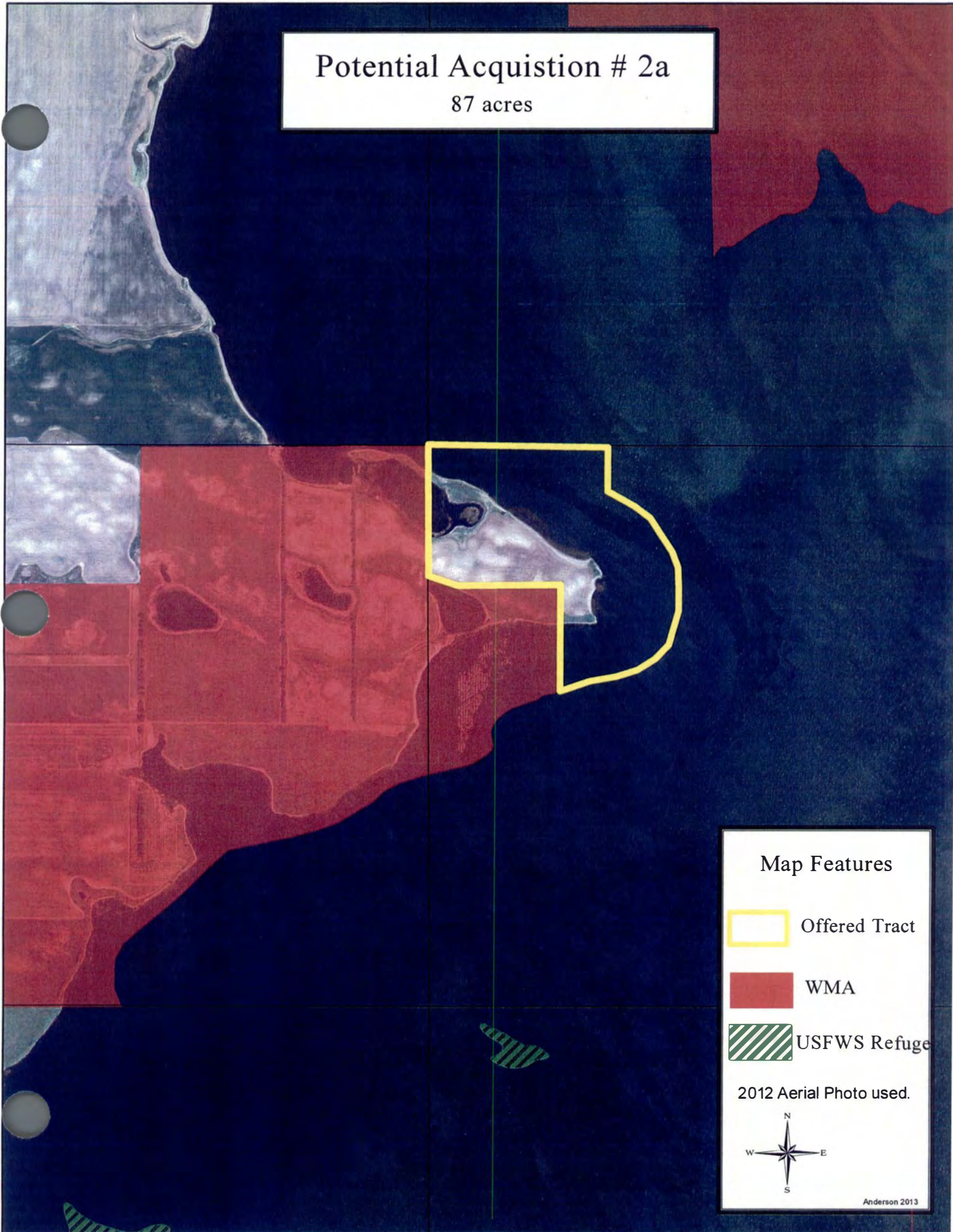
 WMA

2012 Aerial Imagery used.



Potential Acquisition # 2a

87 acres



Map Features

 Offered Tract

 WMA

 USFWS Refuge

2012 Aerial Photo used.



Potential Acquisition # 2b

87 acres

Map Features

 Offered Tract

 WMA

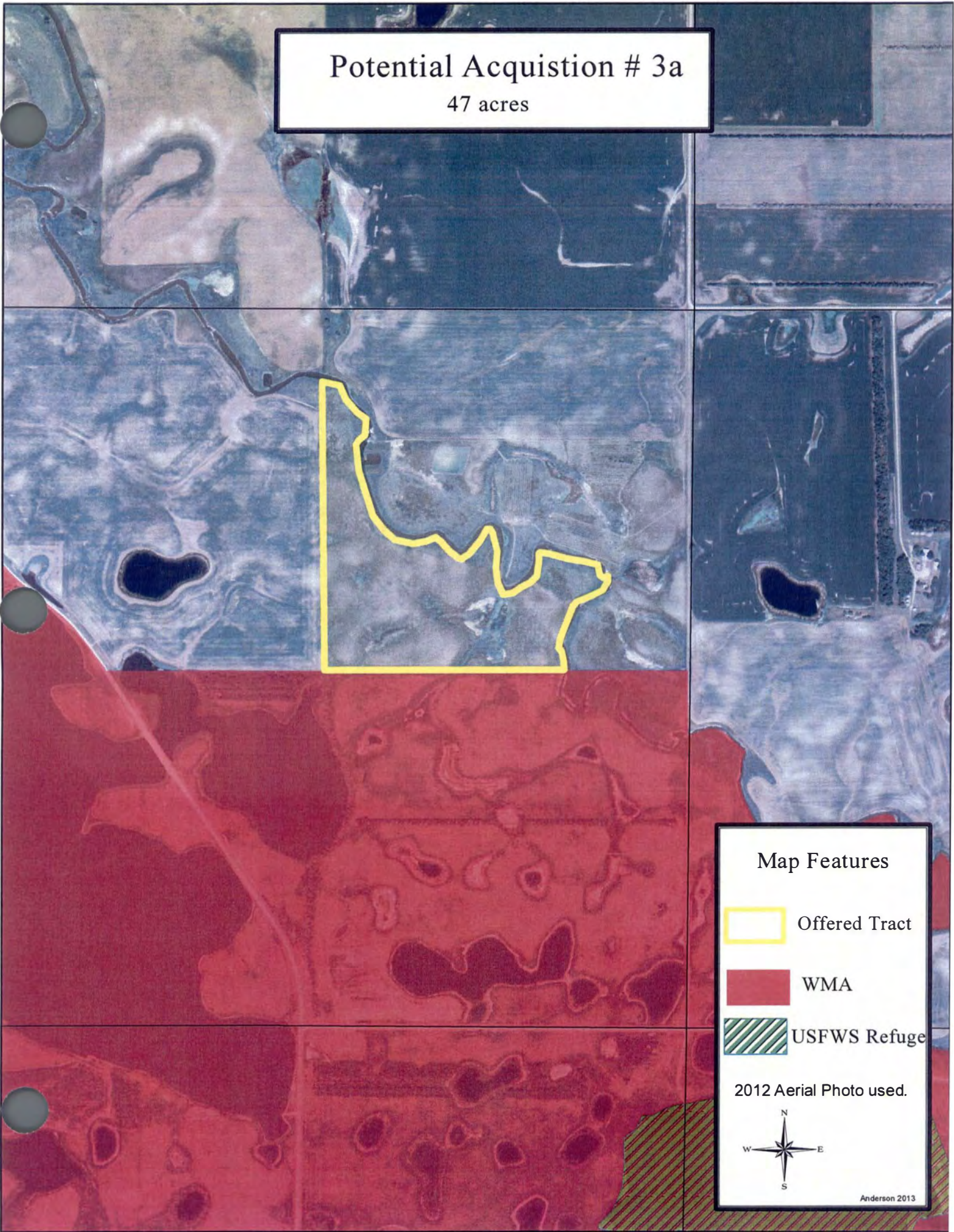
 USFWS Refuge

2012 Aerial Photo used.



Potential Acquisition # 3a


47 acres



Map Features

 Offered Tract

 WMA

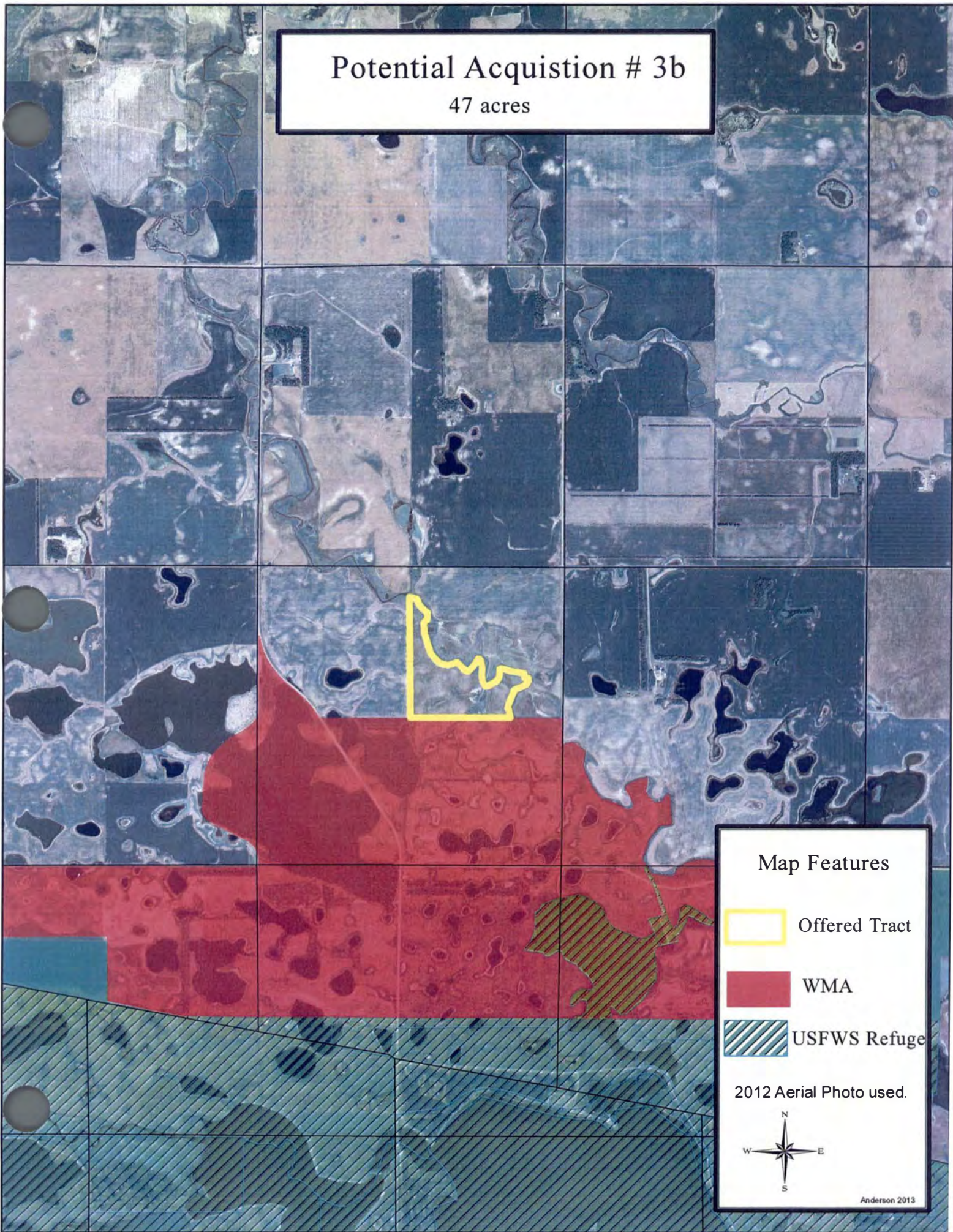
 USFWS Refuge

2012 Aerial Photo used.



Potential Acquisition # 3b


47 acres



Map Features

 Offered Tract

 WMA

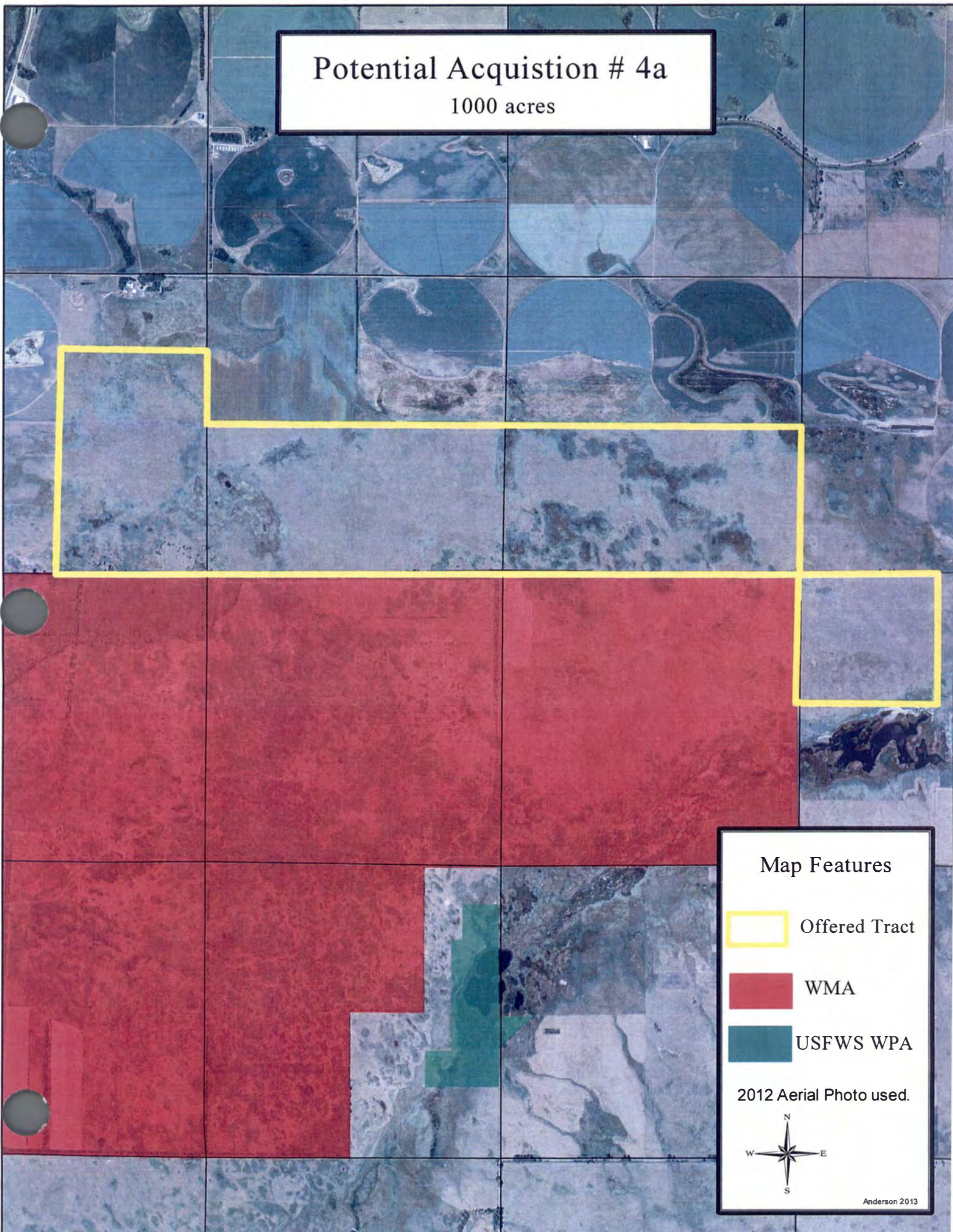
 USFWS Refuge

2012 Aerial Photo used.



Potential Acquisition # 4a

1000 acres



Map Features

 Offered Tract

 WMA

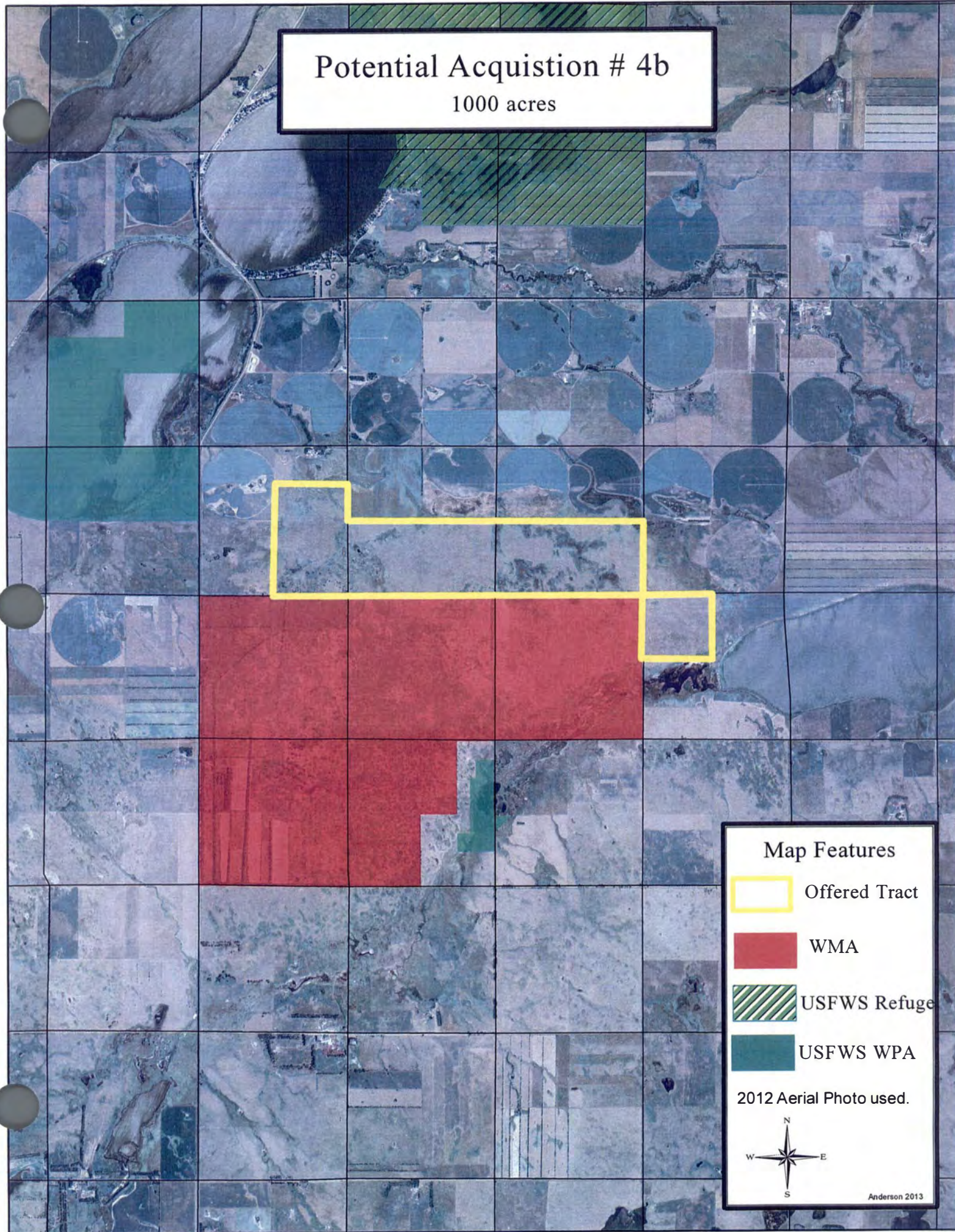
 USFWS WPA

2012 Aerial Photo used.



Potential Acquisition # 4b

1000 acres



Map Features

-  Offered Tract
-  WMA
-  USFWS Refuge
-  USFWS WPA

2012 Aerial Photo used.






Potential Acquisition # 5a

337 acres



Map Features

-  Offered Tract
-  WMA
-  USFWS WPA

2012 Aerial Photo used.






Potential Acquisition # 5b

337 acres



Map Features

-  Offered Tract
-  WMA
-  USFWS WPA

2012 Aerial Photo used.



Potential Acquisition # 6a

20 acres



Map Features

 Offered Tract

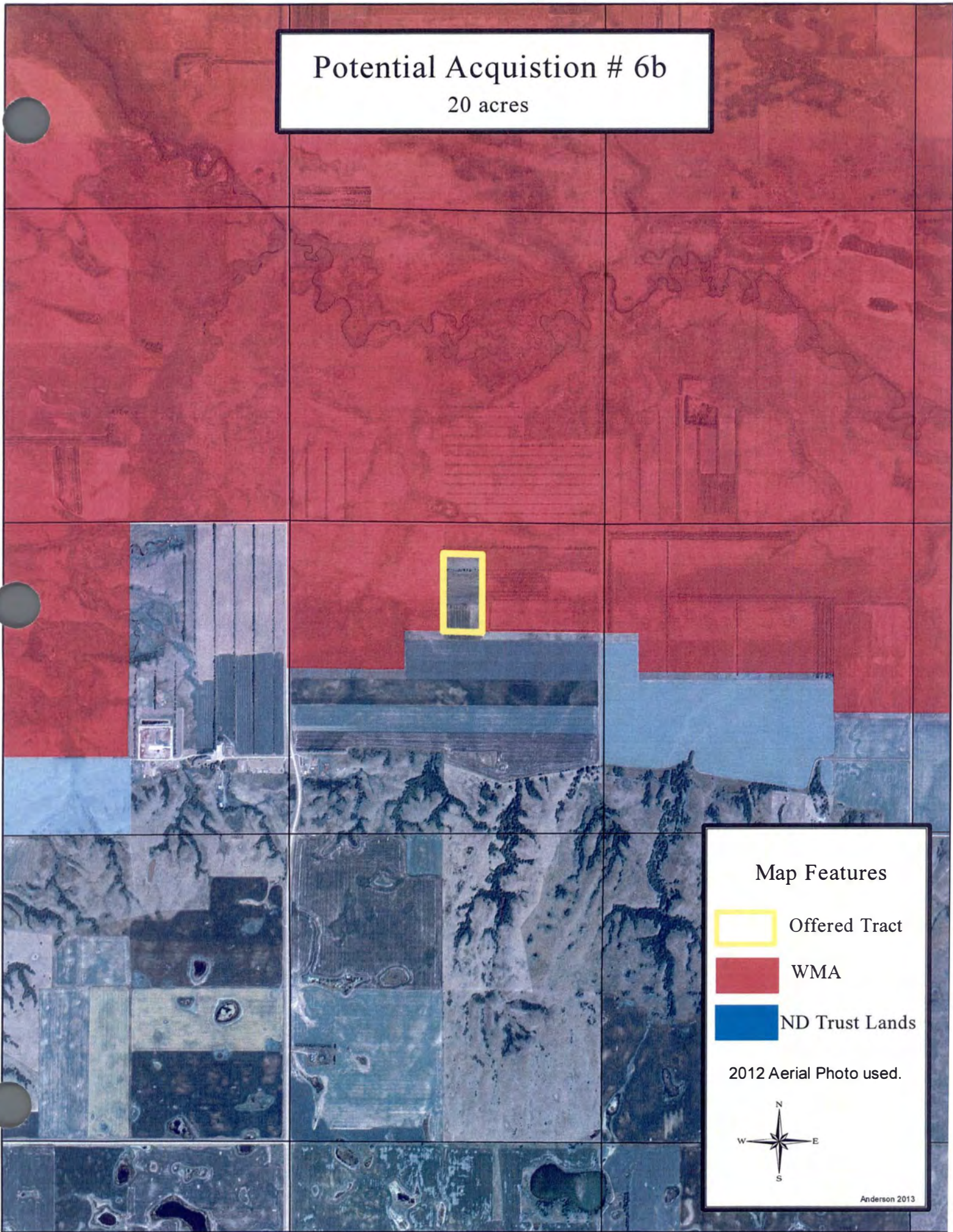
 WMA

2012 Aerial Photo used.



Potential Acquisition # 6b


20 acres



Map Features

 Offered Tract

 WMA


 ND Trust Lands

2012 Aerial Photo used.



Potential Acquisition # 7a

580 acres



Map Features



Offered Tract

2012 Aerial Photo used.



Potential Acquisition # 7b

580 acres



Map Features

 Offered Tract

 WMA

 ND Trust Lands

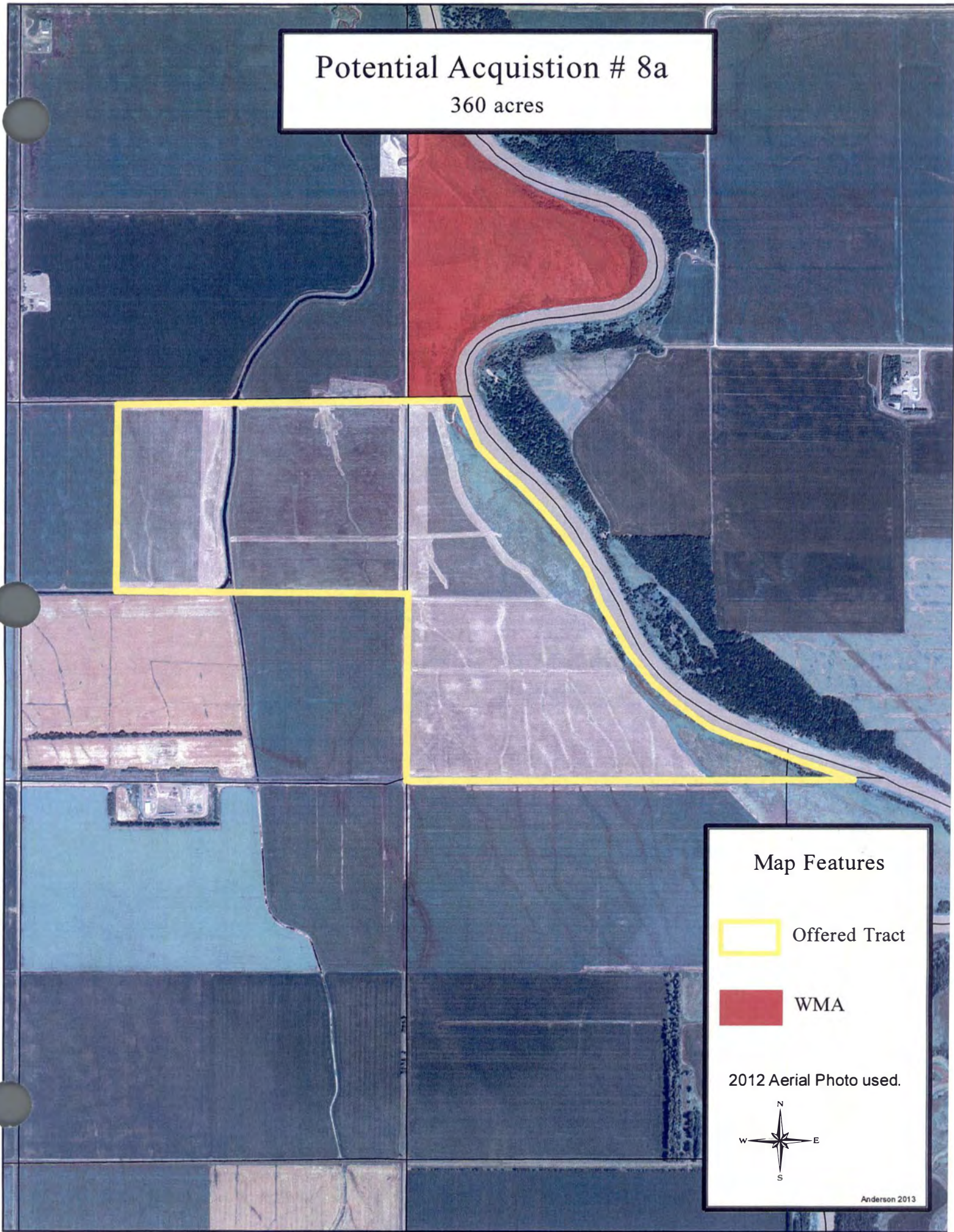
 USFWS WPA

2012 Aerial Photo used.



Potential Acquisition # 8a

360 acres



Map Features

 Offered Tract

 WMA

2012 Aerial Photo used.



Potential Acquisition # 8b

360 acres



Map Features

 Offered Tract

 WMA

2012 Aerial Photo used.



Potential Acquisition # 9a

80 acres



Map Features

 Offered Tract

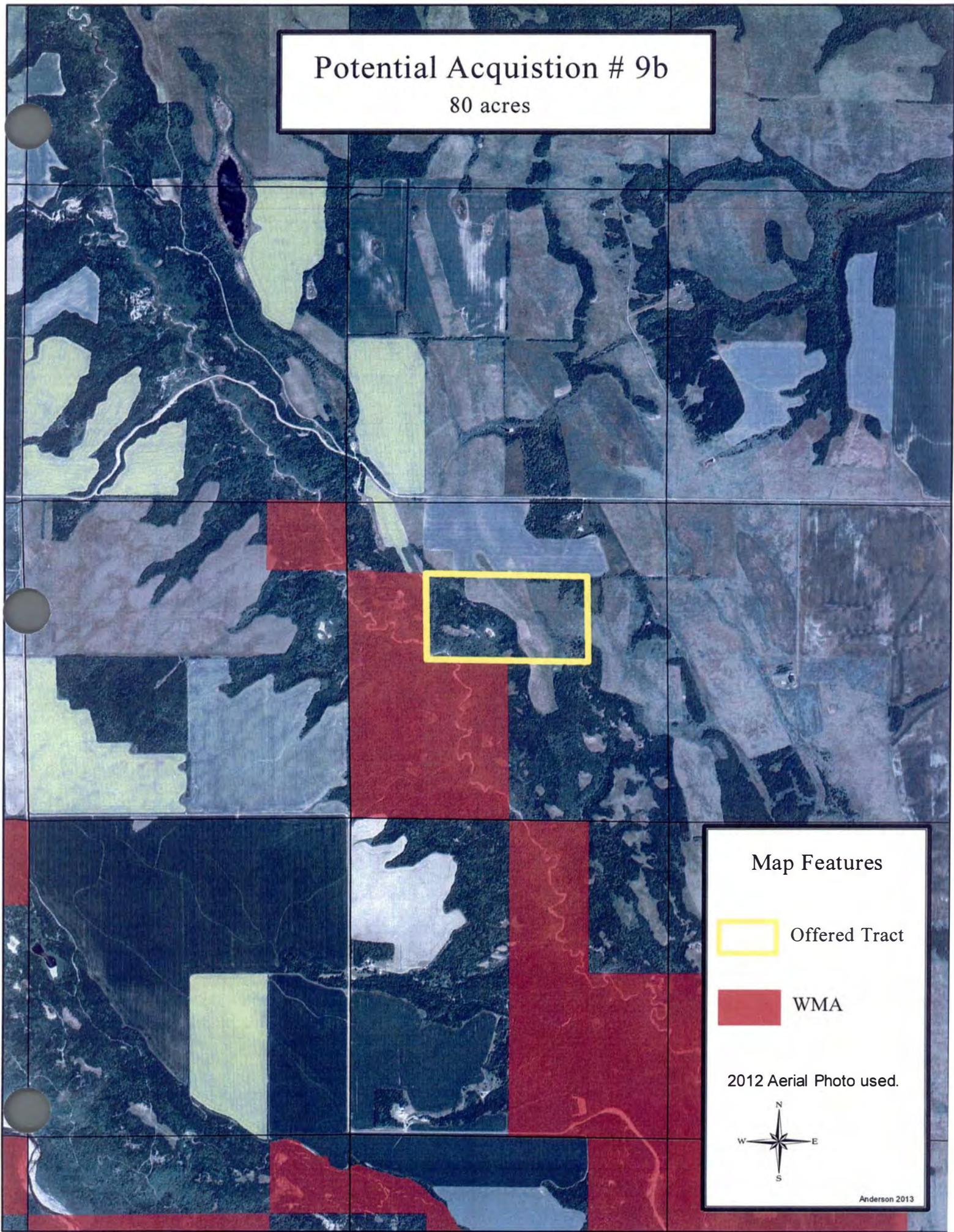
 WMA

2012 Aerial Photo used.



Potential Acquisition # 9b

80 acres



Map Features

 Offered Tract

 WMA

2012 Aerial Photo used.



Potential Acquisition # 10a

480 acres



Map Features

 Offered Tract

2012 Aerial Photo used.



Potential Acquisition # 10b

480 acres



Map Features

 Offered Tract

2012 Aerial Photo used.



Potential Acquisition # 11a

80 acres



Map Features



Offered Tract

2012 Aerial Photo used.



Potential Acquisition # 11b

80 acres



Map Features




2012 Aerial Photo used.



Potential Acquisition # 12a

95 acres



Map Features

 Offered Tract

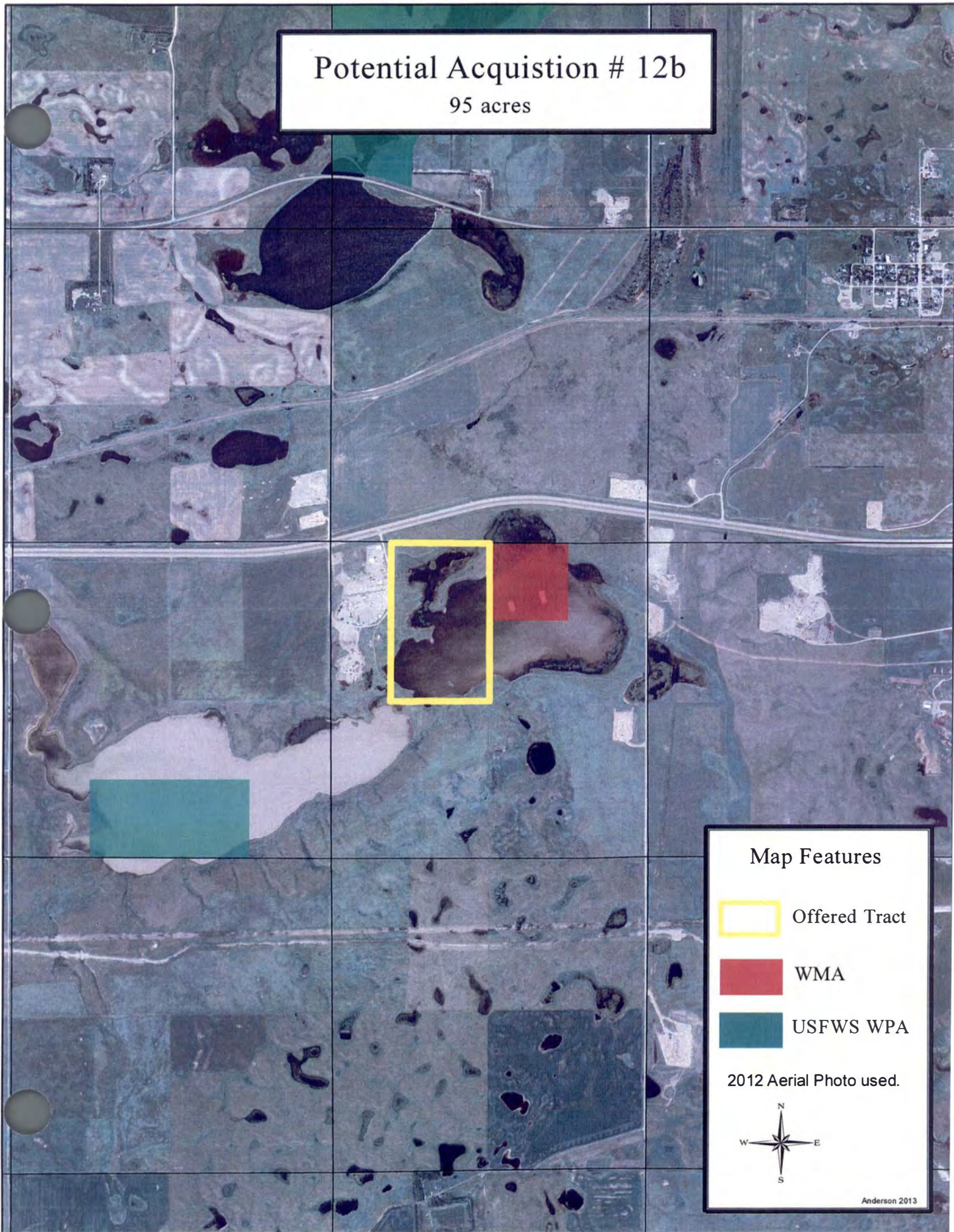
 WMA

2012 Aerial Photo used.



Potential Acquisition # 12b

95 acres



Potential Acquisition # 13a

40 acres



Potential Acquisition # 1

Map Features

 Offered Tract

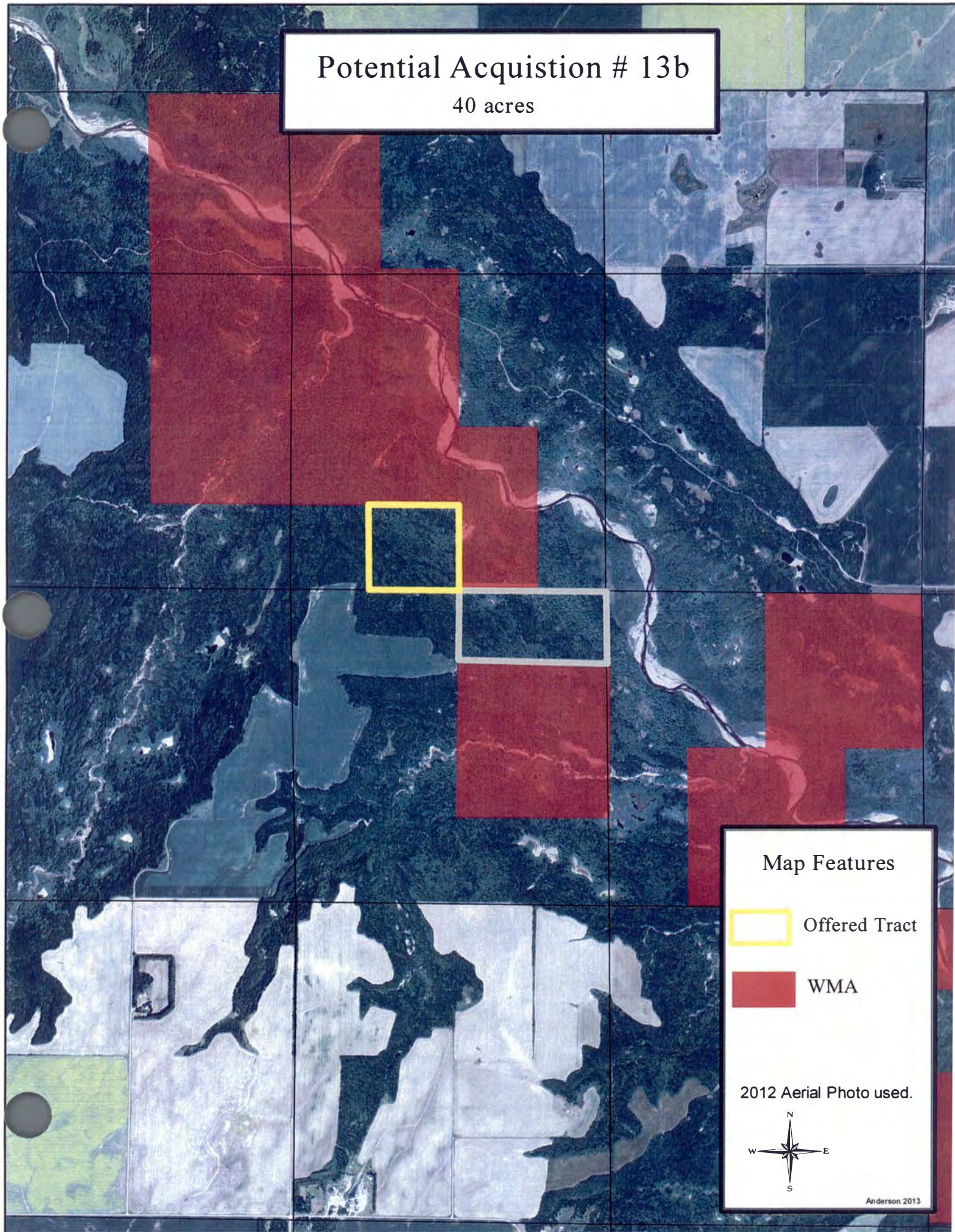
 WMA

2012 Aerial Photo used.



Potential Acquisition # 13b

40 acres



Map Features

 Offered Tract


 WMA

2012 Aerial Photo used.



Potential Acquisition # 14a

640 acres



Map Features

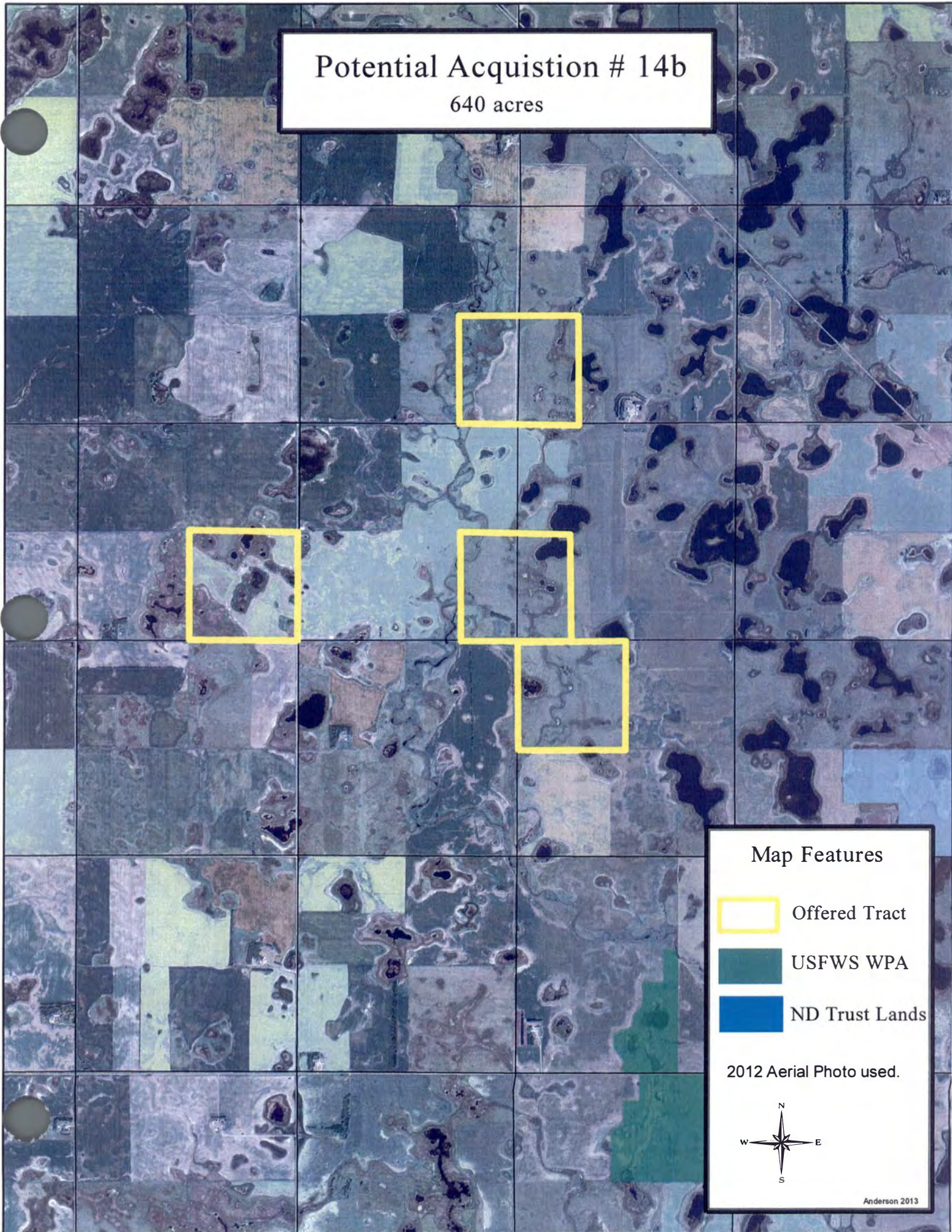
 Offered Tract

2012 Aerial Photo used.






Potential Acquisition # 14b

640 acres



Map Features

-  Offered Tract
-  USFWS WPA
-  ND Trust Lands




2012 Aerial Photo used.



Potential Acquisition # 15a
160 acres



Map Features


-  Offered Tract
-  USFWS WPA
-  USFWS Refuge

2012 Aerial Photo used.



Potential Acquisition # 15b

160 acres



Map Features



Offered Tract



USFWS WPA



USFWS Refuge

2012 Aerial Photo used.



Potential Acquisition # 16a
140.5 acres



Map Features

 Offered Tract

2012 Aerial Photo used.



Potential Acquisition # 16b

140.5 acres


Minnesota

Map Features

 Offered Tract

2012 Aerial Photo used.





North Dakota Chapter

THE WILDLIFE SOCIETY

P.O. BOX 1442 • BISMARCK, ND 58502



**TESTIMONY OF MICHAEL R. McENROE
NORTH DAKOTA CHAPTER OF THE WILDLIFE
SOCIETY
HOUSE BILL 1017
HOSUE APPROPRIATION SUB-COMMITTEE
JANUARY 15, 2013**

**Chairman Thoreson and Members of the House Government
Operations Division of the Appropriations Committee:**

My name is Mike McEnroe and I am representing the North Dakota Chapter of The Wildlife Society, a professional organization representing over 350 wildlife biologists, land managers, law enforcement officers, university professors and researchers in the natural resource field. I am here this afternoon to speak in support of the North Dakota Game and Fish Department's budget, House Bill 1017. The Chapter also supports robust increases in the level of funding and additional FTEs in the Game and Fish Department's appropriation.

Another bill, HB 1130, has been introduced that calls for increases in a number of the hunting licenses. We have heard that there will be other bills that call for increases in fishing and boating licenses. While these bills are not a part of HB 1017, we will strongly support the license increases at those hearings. Sportsmen and women across the State at the winter Advisory Board meetings have given strong support for the Game and Fish Department budget.

Specifically, we request funding and FTEs for four additional game wardens, three located in the western portion of the State and one in the east. I have attached a recent article from Dakota Country magazine that describes the wildlife law enforcement problems in western North Dakota; un-authorized camping and garbage and waste disposal on

Wildlife Management Areas, increased poaching and vandalism, increased public use by an increasing population, and the misrepresentation on purchasing resident hunting and fishing licenses.

We request funding for three to five FTEs for the Game and Fish Department to handle additional work on oil and gas issues. The State Land Board has directed the Game and Fish Department to review and provide recommendations on all leases for oil development on State Trust Lands (School Lands). The Game and Fish Department has developed Geographic Information System (GIS) maps for important wildlife species in oil country (mule deer, pronghorn, bighorn sheep, elk, sage grouse, eagles, and terns and plovers), in order to assist oil companies in avoiding and minimizing impacts. The Department has developed a set of Recommended Management Practices (RMPs), again to assist the oil industry in minimizing and avoiding impacts from oil development on private land, which make up 90 percent of the new wells. All these efforts are having positive results, and the oil companies are requesting Department staff for assistance in planning oil development. Current staffing plans did not anticipate this oil and gas workload.

We request funding additional for the Fisheries Division to work on the 390 lakes the Department now manages for sport fishing, up from about 180 several years ago. In addition, the impacts of the 2011 flood on the Missouri River and Lakes Sakakwea and Oahe are just being determined. The federal government's budget problems threaten funding for the two federal hatcheries in North Dakota. The Game and Fish Department has a unique partnership with the U. S. Fish and Wildlife Service and currently covers about half the management costs of the two hatcheries. Depending on federal budgets, the Department may have to pick up the slack or in a worse case, take over the two hatcheries.

Lastly, the Private Lands Open to Sportsmen (PLOTS) program has declined from over 1.1 million acres three years ago to 836,000 acres this past fall. Declining Conservation Reserve Program (CRP) acreages, high commodity prices and cash rents, and a growing agricultural economy have all contributed to the decline in the acreage and quality of the PLOTS tracts. Increased funding through an increase in the Habitat stamp should be targeted at increased rental payments for

landowners enrolling land in this popular and highly successful program.

Lastly, The Department has a floor/ceiling on the Game and Fish Fund. By law the surplus in the fund cannot drop below \$ 15 million. By the end of the proposed biennium, that floor will be reached or very close. At that time increases in the Department's income stream or cuts to programs would have to occur.

There have been no meaningful increases in hunting and Fishing licenses since the 1980s. The cost for a small game, general hunting license and habitat stamp is currently \$ 19 for over four months of upland game hunting. Most boxes of shotgun shells cost more than that. A deer license has been \$ 20 since 1983. You cannot buy a box of rifle shells for less than \$ 20. A fishing license costs \$8; that's the cost of a scoop of minnows and a gallon of gas.

The North Dakota Chapter of the Wildlife Society, on behalf of over 200,000 sportsmen and women, strongly requests your support of an increased budget for the Game and Fish Department.

Thank you and I will answer any questions you may have.



by Patricia Stockdill

Wildlife Enforcement in the **OIL PATCH**

Up until a few years ago, North Dakota Game and Fish Department game warden **Brent Schwan**, Watford City, recognized many of the vehicles whose owners were hunting and fishing in his district. But lately, not only does he not recognize vehicles or their owners, he's spending extensive time not watching and checking hunters and anglers, but on Game and Fish Department Wildlife Management Areas policing the influx of people using

and abusing the state's natural resources.

"It's been as frustrating of a spring as I've ever had," he admitted, "There's been significant damage to the WMAs."

The users and abusers aren't hunters and anglers, the user group for whom WMAs are generally intended, and the user group paying for their development, enhancement and policing, Schwan explained.

For years, hunters and anglers enjoyed free camping on WMAs

and could stay up to 10 days. While that's still the case on many WMAs across North Dakota, several in western and west-central North Dakota now have camping restrictions or are closed to all overnight camping.

It's an attempt to reduce a burgeoning amount of garbage strewn and dumped throughout the WMAs, Schwan said, and to crack down on extensive off-trail abuse of Lake Sakakawea shoreline and uplands. People a "mudding", Schwan described,

Western North Dakota is large country, and tracking poachers with no addresses is an expanding problem for wardens

in all-terrain vehicles and large pickups with oversized tires. In their wake, they're leaving a trashed resource unfit for others to enjoy and destroying wildlife habitat.

Drug use has also increased. Southwestern district warden supervisor **Dan Hoenke**, Dickinson, said WMAs aren't alone for increased use and abuse.

"Not just there (WMAs), but all of the public land," he described.

Eleven WMAs in Williams, McKenzie and Mountrail counties are now closed to camping. Eight in McLean and Mercer counties are open for overnight camping from Thursday through Monday.

Lewis and Clark WMA near Williston is one of the state's few WMAs with an established shooting range, providing free public access for hunters to sight in rifles and shooters to plink with pistols and rifles. Schwan is pleased so many people want to use the range. But many aren't limiting themselves to paper targets with a bulls-eye and rings. They're dragging televisions, pieces of automobiles and just about everything in between to explode. When too many people are at the range, many simply go elsewhere on the WMA, firing away at whatever trash they've carried with them.

And leaving the remnants behind.

The mess prompted the Game and Fish Department to close the WMA to recreational shooting other than at the range itself, Schwan said. The task of policing and cleaning up WMAs falls to Game and Fish staff, he described, which takes

biologists and technicians away from their real wildlife habitat work.

Trashed Wildlife Management Areas aren't the only thing happening in North Dakota's Oil Patch when it comes to wildlife enforcement. The normal investigative process is becoming taxed because many people lack permanent addresses -- even valid driver's licenses or identification. Hoenke had one case where a person relocated three times before Hoenke gave up trying to interview the suspect.

"They can literally disappear in the crowd," he lamented.


Schwan agreed. He had a deer poaching case in April 2012 where he has a suspect and was optimistic he could obtain a conviction.

"But I can't find him (the suspect)," he said. With only a cell phone number and no permanent address, it's as if Schwan is trying to catch the wind, not a person.

Wardens are finding themselves in situations where they have to prioritize how much time they can spend trying to track people down on cases, Hoenke admitted, which might be hard for the public to understand and accept, especially if they take the time and effort to report a violation.

Time is of the essence when


it comes to catching a wildlife violator in action. Wardens in



ZACHMEIER
MANUFACTURING
INC.


ZACK BOAT DOCKS

The "Original"
Zachmeier Dock!
Many Accessories!



ZACK UTILITY TABLES


A work station for many projects. Mobile, Water & 12 Volt. Drain hose & Steel Construction!



ZACK SHACK FISH HOUSES

Ideal for Hunting & Fishing. Great Bunk House plus Storage!


THE ZACK SHACK FLOATS!
Hard Shell, Portable, Enclosed Trailer, Patented Torsion Wheel Assembly & Automatic Scissor Hitch



ZACK SHACK DEER STANDS


Ideal for Bow & Gun Hunting, Wildlife Viewing and Photography

FEATURES: • All Steel Structure
• 12' Hinged Trussed Legs • Jib Pull System • Insulated • 4 Windows & More!



701-663-8194

3 MILES N ON Hwy 1806 Mandan, ND 58504
www.zackshack.com U.S. Pat.





REBATES
UP TO

\$1000*

PLUS

FINANCING
AS LOW AS

3.99%**

FIND YOUR EXTREME MACHINE AT:



1417 39th Ave SE
Mandan, North Dakota
701.667.4524
1.800.814.9185

www.actionsportspolaris.com

*Offer good on select new Polaris ATVs, UTVs, and snowmobiles. Rebates available on select models. Offer good in the U.S. only. Excludes taxes, title, license, and other available or regionally required equipment. **Financing available on select new Polaris ATVs, UTVs, and snowmobiles. 3.99% financing available on select models. Offer good in the U.S. only. Excludes taxes, title, license, and other available or regionally required equipment. ©2012 Polaris Inc. All rights reserved. Polaris is a registered trademark of Polaris Inc. All other trademarks are the property of their respective owners.

the Oil Patch can be delayed in getting to a scene, game warden **Mike Raasakka** described, with heavy traffic on paved roads and state highways and township and county gravel roads in pathetic travel conditions.

Raasakka is stationed in Stanley, whose local Cenex station is emblazoned with the words "Bakken Central" at its entrance. The station, like many others in Raasakka's district, quit selling hunting and fishing licenses because clerks are too busy.

Statewide, North Dakota is experiencing increasing resident and nonresident licensing violations, Hoenke said, a combination of people not buying licenses or not understanding North Dakota's residency licensing requirements. Some people mistakenly think a resident fishing license from their home state is legal in North Dakota, Hoenke said. Other times, people don't remember to buy a license or are willing to simply take their chances they won't be caught. Sometimes vendors inadvertently give misinformation regarding residency requirements. However, it's the license buyer's responsibility, not a vendor's, Raasakka said.

The Game and Fish Department has an educational program to help license buyers and vendors address residency questions.

In addition, people aren't reading North Dakota's fishing and hunting regulations, Hoenke said, and mistakenly think the state's regulations are the same as their home state.

Many people coming to work in the Oil Patch don't have boats, Raasakka described, so small lakes in his district are experiencing an influx of users. For example, Raasakka checked anglers at tiny White Earth Dam one day, a lake that used to be considered busy if a couple of people were casting from shore.

"There were 25 people there that afternoon," he said.

Overall, the influx of people and activity in the Oil Patch extends to an influx of wildlife enforcement activity.

"The more volume of people you have, the more problems you have," Hoenke concluded. •

Enforcement problems in the oil patch by Patricia Stockdill

With 28 field wardens, four field supervisors, two wildlife enforcement investigators and one chief warden, North Dakota has one of the nation's smallest wildlife enforcement staffs, ND Game and Fish chief warden Bob Timian said.

Despite growing human populations and corresponding growth in wildlife-related enforcement issues, western North Dakota doesn't top the state when it comes to the number of wildlife violations and enforcement issues.

"Where do we have the most calls? Where the most people live," Timian said. "In just the volume of calls and field checks, dividing (the state) into regions, the southeast (Fargo, Bismarck and their surrounding areas) has the largest number of cases," he said.

However, based on 2008 through 2011 tracking of the number wildlife-related incidents and activities or calls involving a warden's response, "We have seen some slight trending up in certain cases (in western North Dakota)," Timian added. "As the population size increases, calls for service for wardens and violations will increase."

The big unknown is if increased warden demands translate into increased numbers of wardens in western North Dakota. Perhaps a bigger question, "Do we need more staff in the field?" Timian said, "is how do we get them out there, how do we get them to stay?"

Like many western businesses and government agencies, employees are leaving jobs for more lucrative employment in the Oil Patch. However, employers face more than the question of finding staff. The staff they find must have a place to live and wages competitive enough to handle increased living costs.

"We're not unique. Every state agency has been hit," Timian said. •



puklich
chevrolet

BUSINESS CENTRAL

Rhino Linings®

**WORK HARD
PLAY HARDER!**

**NATIONWIDE
LIFETIME
WARRANTY**

Protects against
impact, abrasion
and rust.
Slip resistant.

www.puklich-chevrolet.com
Hwy. 83 N. Bismarck • 223-5800 • 1-800-552-2299

Rhino Linings
#1 Truck Liners
and MORE

Moose poaching among expansion problems in western, ND

by Patricia Stockdill

Once again, North Dakota's moose seem to be an easy target for poachers.

North Dakota Game and Fish Department game wardens **Jim Burud** and **Alan Howard** cracked a November 2011 moose-poaching case near Plaza. While moose still garner the attention of the state's resident poachers, Burud said their novelty seems to lend them as easy targets for people moving into North Dakota from areas where moose don't exist.

Dusty Clem, whose last known address was Plaza, is charged with five counts in the moose-poaching incident. Mountrail County State's Attorney **Wade Enget** said charges include three Class A misdemeanors: Illegal taking of a big game animal (moose), illegal possession of a big game animal, (white-tailed deer) and illegally transporting a big game animal (moose). In addition, Clem faces two Class B misdemeanors, illegal hunting of a big game animal out-of-season and concealment of a big game animal. Both charges involve the poached moose.

Clem is awaiting his initial court appearance where he will enter a plea.

A second suspect, **William Gilpin**, whose last known address was Makoti, was charged April 24, 2012 with six counts. Four relate to the moose incident: Hunting without resident big game license, illegal taking of big game animal, aiding in concealing big game and illegally transporting a big game animal. Two charges relate to the deer incident -- failure to tag big game and hunting in wrong unit.

While big game poaching tends to generate negative reactions among the public, Enget said people often are especially angry when cases involve moose. People enjoy seeing moose, he said. Even though they're becoming more commonplace across North Dakota's prairie, their presence still generates interest among people as they talk about where they've been observed or if they're still in a particular area, he added.

Burud agreed that most of his poaching cases involve deer, yet as moose numbers increase the number of moose poaching cases tends to increase, as well. The public helped with the moose incident by reporting it through the RAP (Report All Poachers) system, a simple, no-names-asked telephone number, **(800) 472-2121**. •

The advertisement is a promotional graphic for 'Ultimate Outdoor Adventures TV'. It features a central logo with a silhouette of a deer in a landscape, surrounded by trees. The text 'ULTIMATE OUTDOOR ADVENTURES' is prominently displayed in a stylized font, with 'TV' in a large, bold font below it. Three photographs of hunters with their trophies are arranged around the central logo. The top left photo shows John Arman with a large deer, the top right shows Kurt Schirraho with a deer, and the bottom center shows Jason Wright with a deer. Below each photo is the hunter's name in a cursive script. The background is a textured, dark grey. At the bottom, there is a Facebook logo and the text 'Facebook® Become a fan'.

John Arman
WESTERN NORTH DAKOTA
KNDX-TV & KXND-TV
Saturdays
5:00 P.M. CST
Local Fox TV Station

Kurt Schirraho
EASTERN NORTH DAKOTA
KVRR, KJRR, KBRR & KNRR
Saturdays
6:30 P.M. CST
Local Fox TV Station

Jason Wright

Facebook®
Become a fan

*HB1017
January 21, 2013
Attachment #1*

**HB1017 2013-15 Appropriation Request
ND Game and Fish Department
House Appn. Meeting – Jan. 21, 2013**

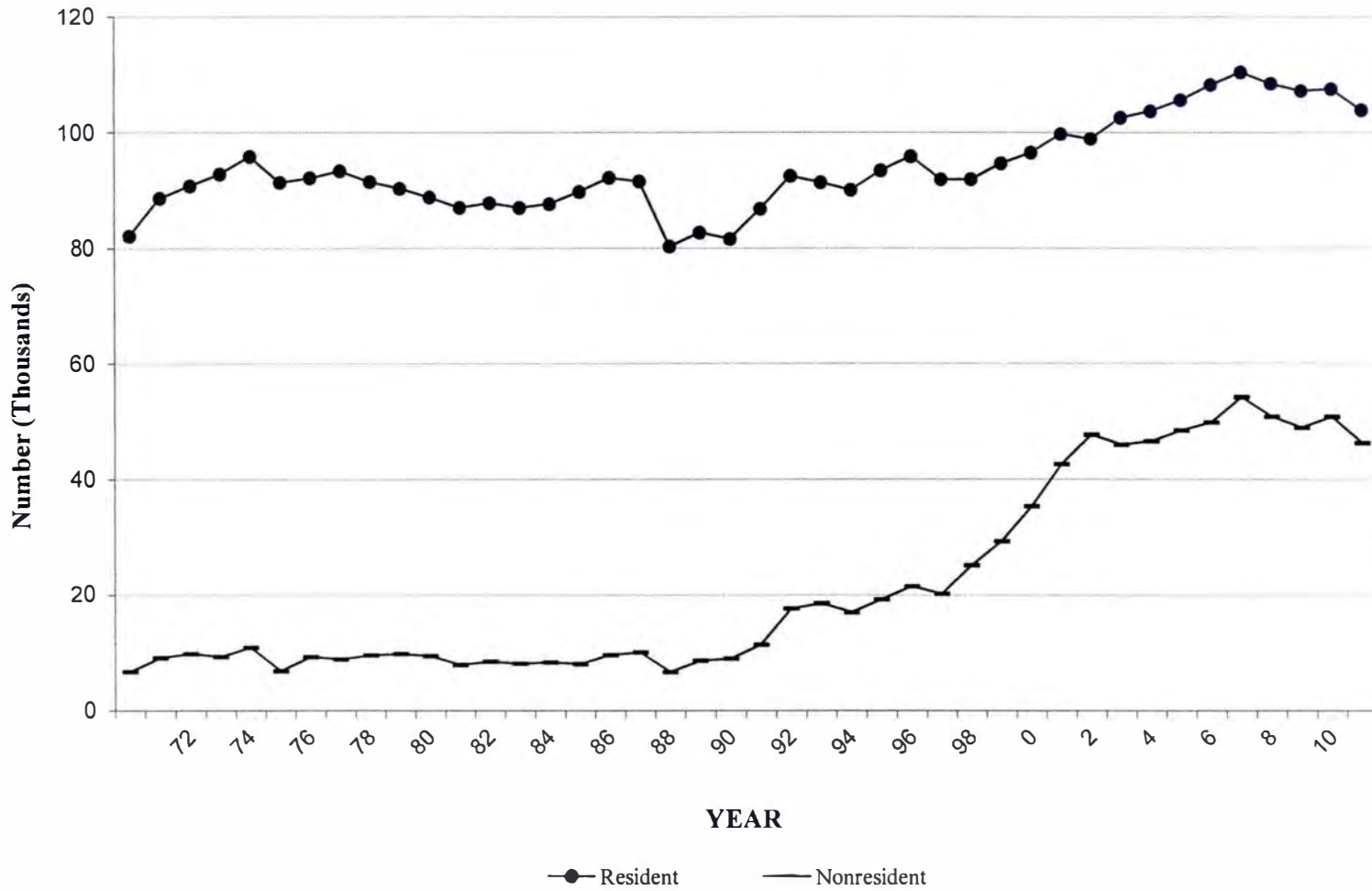
1. List of Federal Revenue (Attachment #1)
2. License Sales Graphs (Attachment #2)
3. List of License Fee History (Attachment #3)
4. Wildlife Services Funding History (Attachment #4)
5. Fisheries Development on Devils Lake and Missouri River (Attachment #5)

ND Game and Fish Department

Federal Revenue Awarded

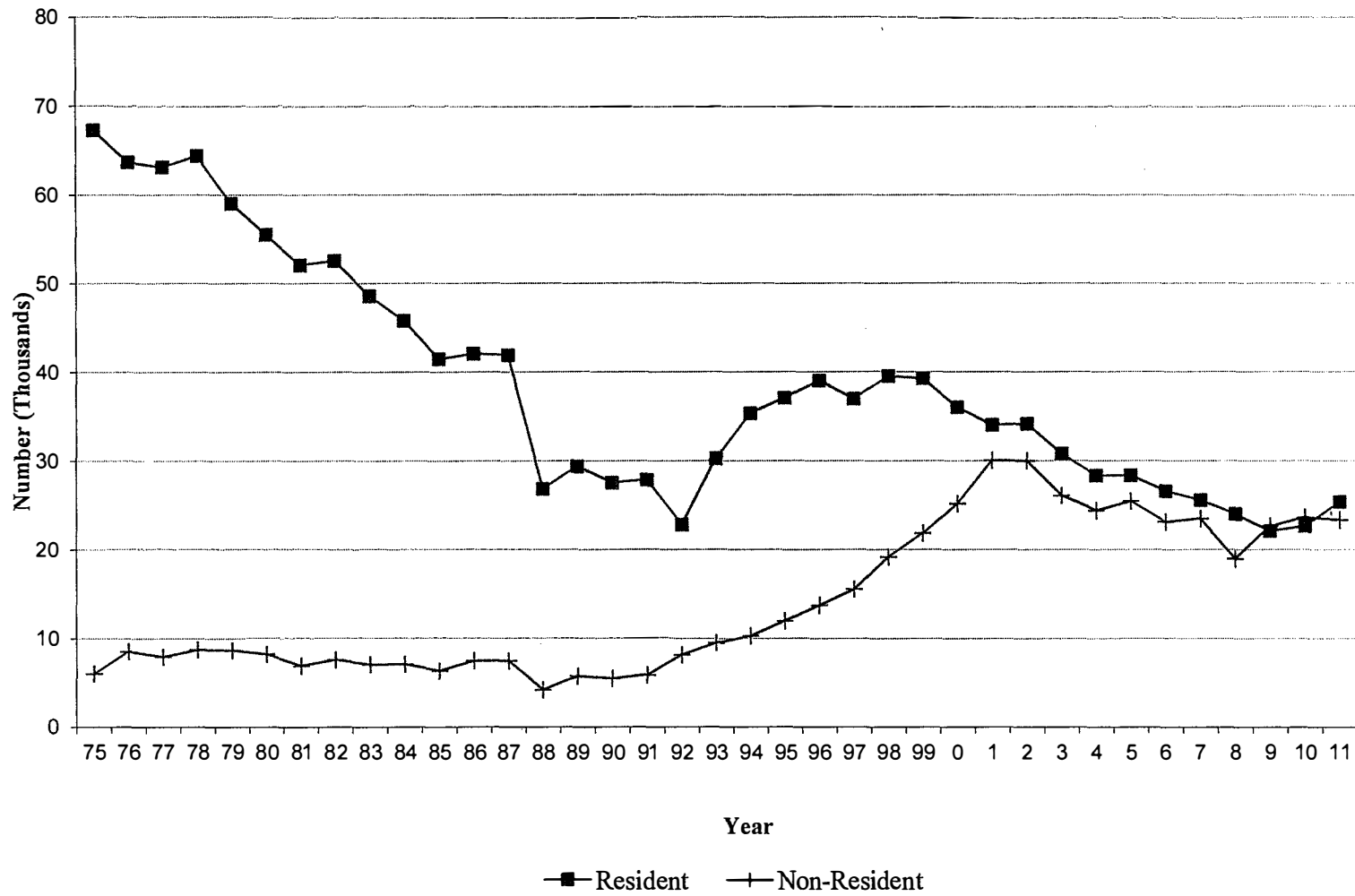
	FY 2008	FY 2009	FY 2010	FY 2011	FY 2012
USFWS Wildlife Restoration Act	4,578,788	5,040,845	7,194,524	5,670,831	5,437,678
USFWS Sport Fish Restoration Act	4,317,637	4,476,860	4,285,546	3,976,653	3,829,764
Recreational Boating Safety Program	961,727	976,707	922,224	861,667	852,103
State Wildlife Grants	615,231	610,704	764,966	481,163	491,152
USDA Open Fields	-	-	300,000	412,500	- Done?
USFWS Prairie Pothole Joint Venture	30,000	30,000	30,000	10,000	20,000
USFWS Landowner Incentive Program Tier 1	180,000	1/1/03-6/30/13			Done 6/30/13
USFWS Landowner Incentive Program Tier 2	710,500	1/1/03-6/30/13			Done 6/30/13
USDA Chronic Wasting Disease	75,000	70,000	70,000	172,000	- Done
USFWS Aquatic Nuisance Species (ANS)	56,643	77,811	65,048	29,861	25,473
Bureau of Reclamation Audubon	9,000	14,630	23,631	17,631	-
Bureau of Reclamation Lonetree	1,062,101	476,868	518,998	803,515	696,682
USDA Viral Hemorrhagic Septicemia (VHS)	-	-	-	30,000	- Done
USDA Avian Flu	100,000	89,932	69,124	69,467	- Done
USFWS Russ Stewart Painted Woods Mitigation Lands	43,996	46,956	49,484	22,257	49,709
	12,740,623	11,911,313	14,293,545	12,557,545	11,402,561

NORTH DAKOTA GENERAL GAME LICENSE SALES

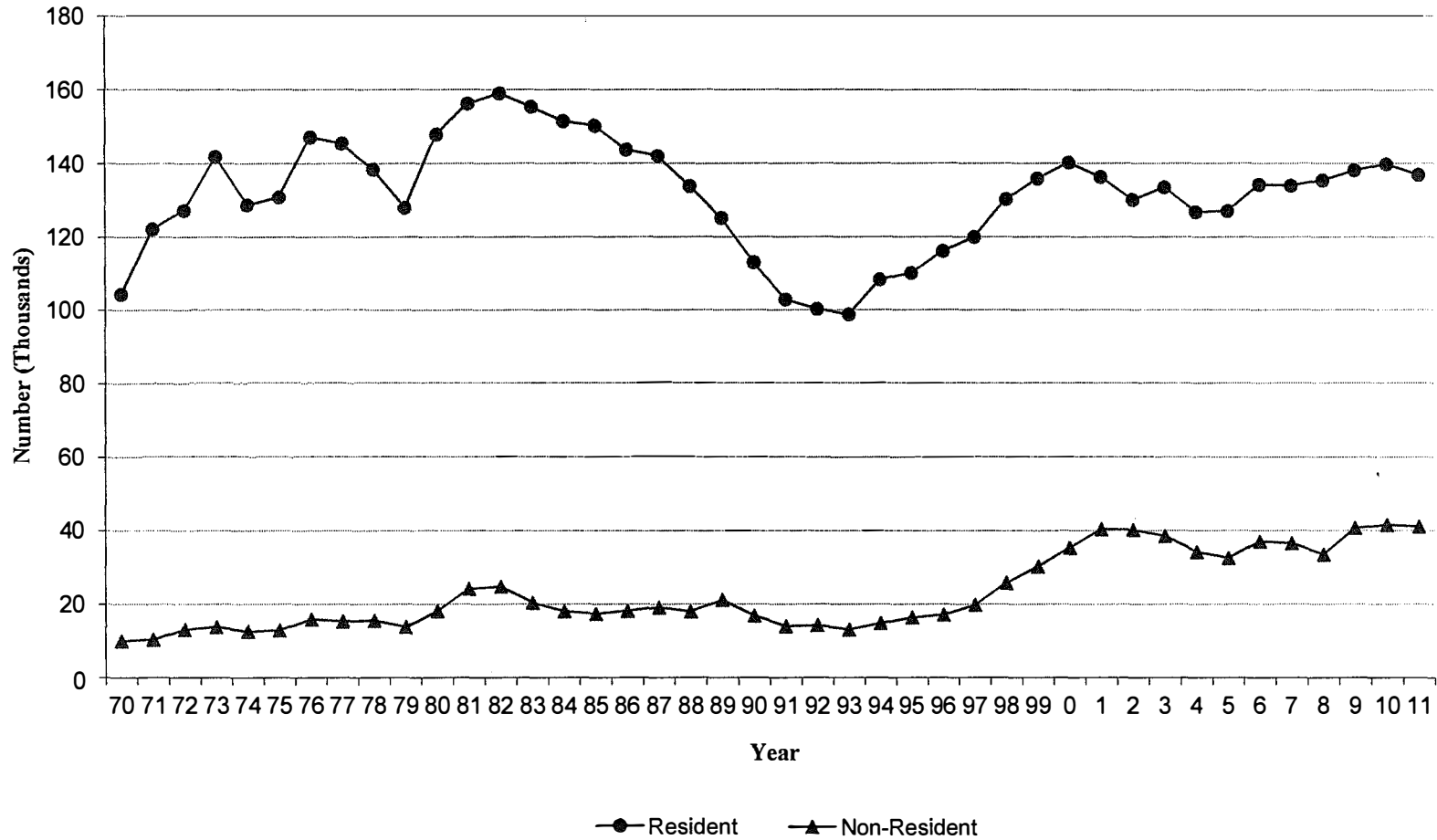


Waterfowl Hunters

North Dakota



North Dakota Fishing License Sales



ND Hunting License History

General Game License –In 1981 this general license was increased from \$1 to \$3.

Resident Small Game License – In 1981 this was increased from \$5 to \$6.

Habitat Stamp-In 2004 this license was changed from \$5 to \$10. This fee is used for the Private Lands Program.

Resident Furbearer license increased from \$5 to \$7 in 1981

Resident Wild Turkey license increased from \$5 to \$8 in 1993

Resident swan license created in 1991 cost \$5

Resident and nonresident sandhill crane license created in 1991 costing \$5

Resident Combo license increased from \$27 to \$32 in 2003. This was related to the \$5 increase in the Habitat Stamp.

Resident big game – In 1981 changed from \$10 to \$18

In 1993 changed from \$18 to \$20

In 1993 the \$10 resident youth big game license was established

In 1986 the \$3 application fee for elk, moose and bighorn was created

Nonresident big game – 2003 increased from \$155 to \$200

2003 \$50 license created – for remaining deer tags

Nonresident small game and waterfowl – 2003 the small game and waterfowl licenses were split and the fee for each changed to \$85. In 2005 the \$125 statewide waterfowl license was created.

Nonresident furbearer and nongame license costing \$25 was created in 1989.

Nonresident swan license increased from \$20 to \$25 in 1993

ND Fishing License History

1993 Resident senior citizen and disability fishing licenses increased from \$2 to \$3

1996 Resident fishing license increased from \$9 to \$10

Resident husband/wife license increased from \$13 to \$14

2004 Nonresident fishing license fee increased from \$25 to \$35

Nonresident short-term 7 day license increased from \$15 to \$20

Nonresident husband/wife license increased from \$35 to \$45

Nonresident 3 day license increased from \$10 to \$15

2006 Nonresident 10 day license created - \$25

The 7 day license was eliminated.

**WILDLIFE SERVICES HISTORIC
STATE AND FEDERAL FUNDING**

Biennium	Game and Fish Funds	General Funds	Total State Funds	Federal Fiscal Years	Total Federal Funds
1997-1999		\$779,694	\$779,694	1998-1999	\$1,476,763
1999-2001	\$100,000	\$779,694	\$879,694	2000-2001	\$1,544,753
2001-2003	\$400,000	\$375,707	\$775,707	2002-2003	\$2,462,345
2003-2005	\$550,000	\$250,000	\$800,000	2004-2005	\$2,351,832
2005-2007	\$680,000	\$250,000	\$930,000	2006-2007	\$2,568,292
2007-2009	\$680,000	\$240,000	\$920,000 ¹	2008-2009	\$2,424,355
2009-2011	\$768,800	\$298,600	\$1,067,400	2010-2011	\$2,385,368

¹ Does not include \$159,000 (EARP & Sunflower Council funds) appropriated for blackbird research.

FY10 Federal Budget

Name	Amount	Explanation
Base	\$817,081	Funds the State Director, District Supervisor, Budget Analyst, Office Support Assistant, MIS Data Tech (60%); plus \$156,000 for blackbird work; travel for office staff and 9 field staff, plus office office expenses and purchase of replacement vehicles and other equipment/supplies, fuel and maintenance for all vehicles, including aircraft.
Wildlife Disease	\$48,190	Funds 40% of Disease Biologist salary/benefits; plus related expenses
Avian Influenza	\$72,284	Funds 60% of Disease Biologist salary/benefits, plus related expenses
Blackbird	\$191,390	Funds portions of cattail spraying (chemical and pilot), 8 temporary staff, equipment, travel, etc. for temporary staff
Aviation	\$63,739	Funds portion of Pilot salary/benefits, 100% salary/benefits for crewmember and travel.

ND Game and Fish Department

Attachment 4

ND Game and Fish Department

Fisheries Development Amount Spent on Devils Lake and Missouri River

2011-13

- \$2.5M Emergency Commission (EC) - \$1.5M McLean Bottoms & approx. \$1M on other areas (Graners, Little Heart, Grant Marsh, Fox Island, Kimball Bottoms) some of which work has not started yet.

2009-11

- Over \$1M on Devils Lake

On a 'normal' biennium we would spend approx. \$350K on the two. It's been awhile since we've had normal with no floods, droughts, etc.

Also, ND currently has a record of approx. 400 fishing water bodies compared to 168 in 1988. The demand for boat ramp and other development infrastructure work exceeds the funding to meet these needs.

HB1017 January 21, 2013 attached

EXAMPLE

Relativity to Market Policy Position *								+ Meet Standards		+ Exceed Standards		Current C/R		Projected 2013 C/R		Projected 2014 C/R		EXAMPLE																							
MPP + 2nd Qtl								0%		+		3.0%		5.0%		0.98		1.00		1.02		2013						2014													
1st Qtl								1 - 2.0%														Market Policy Position Increase		Performance Increase		Total Increase		After July 1, 2013				Market Policy Position Increase		Performance Increase		Total Increase		After July 1, 2014			
Yrs Svc	Job Title	FTE	Ann Sal	Grade	Market Policy Point	FTE	C/R (Current)	2012 Qtl	%	\$	%	\$	%	\$	2013 New Salary	New MPP (3% range increment)	2013 New C/R	2013 Qtl	%	\$	%	\$	%	\$	2014 New Salary	New MPP (3% range increment)	2014 New C/R	2014 Qtl													
2.9	LICENSING SPECIALIST II	29,400	F	34,505	1.00	0.85	1	4.0%	1,176	3.0%	882	7.0%	2,058	31,458	35,540	0.89	2	2.0%	629	3.0%	944	5.0%	1,573	33,031	36,606	0.90	2														
23.4	LICENSING SPECIALIST II	40,632	F	34,505	1.00	1.18	4	0.0%	-	5.0%	2,032	5.0%	2,032	42,664	35,540	1.20	4	0.0%	-	5.0%	2,133	5.0%	2,133	44,797	36,606	1.22	4														
3.1	LICENSING SPECIALIST II	30,888	F	34,505	1.00	0.90	2	2.0%	618	3.0%	927	5.0%	1,545	32,433	35,540	0.91	2	2.0%	649	3.0%	973	5.0%	1,622	34,055	36,606	0.93	2														
13.1	LICENSING SPECIALIST II	34,884	F	34,505	1.00	1.01	3	0.0%	-	5.0%	1,744	5.0%	1,744	36,628	35,540	1.03	3	0.0%	-	5.0%	1,831	5.0%	1,831	38,459	36,606	1.05	3														
26.2	ADMIN ASSISTANT I	39,684	F	34,505	1.00	1.15	4	0.0%	-	3.0%	1,191	3.0%	1,191	40,875	35,540	1.15	4	0.0%	-	3.0%	1,226	3.0%	1,226	42,101	36,606	1.15	4														
9.8	ADMIN ASSISTANT I	31,440	F	34,505	1.00	0.91	2	2.0%	629	5.0%	1,572	7.0%	2,201	33,641	35,540	0.95	2	2.0%	673	5.0%	1,682	7.0%	2,355	35,996	36,606	0.98	2														
19.2	ADMIN ASSISTANT I	32,508	F	34,505	1.00	0.94	2	2.0%	650	3.0%	975	5.0%	1,625	34,133	35,540	0.96	2	2.0%	683	3.0%	1,024	5.0%	1,707	35,840	36,606	0.98	2														
15.0	ADMIN ASSISTANT I	33,696	F	34,505	0.50	0.98	2	2.0%	674	5.0%	1,685	7.0%	2,359	36,055	35,540	1.01	3	0.0%	-	5.0%	1,803	5.0%	1,803	37,858	36,606	1.03	3														
20.9	ADMIN ASSISTANT I	36,036	F	34,505	1.00	1.04	3	0.0%	-	3.0%	1,081	3.0%	1,081	37,117	35,540	1.04	3	0.0%	-	3.0%	1,114	3.0%	1,114	38,231	36,606	1.04	3														
21.7	ADMIN ASSISTANT I	35,400	F	34,505	1.00	1.03	3	0.0%	-	5.0%	1,770	5.0%	1,770	37,170	35,540	1.05	3	0.0%	-	5.0%	1,859	5.0%	1,859	39,229	36,606	1.07	3														
1.3	ADMIN ASSISTANT I	27,168	F	34,505	1.00	0.79	1	4.0%	1,087	3.0%	815	7.0%	1,902	29,070	35,540	0.82	1	4.0%	1,163	3.0%	872	7.0%	2,035	31,105	36,606	0.85	1														
1.2	ADMIN ASSISTANT I	27,168	F	34,505	0.50	0.79	1	4.0%	1,087	5.0%	1,358	9.0%	2,445	29,613	35,540	0.83	1	4.0%	1,185	5.0%	1,481	9.0%	2,666	32,279	36,606	0.88	2														
14.4	ADMIN ASSISTANT I	33,708	F	34,505	1.00	0.98	2	2.0%	674	3.0%	1,011	5.0%	1,685	35,393	35,540	1.00	3	0.0%	-	3.0%	1,062	3.0%	1,062	36,455	36,606	1.00	3														
27.3	ADMIN ASSISTANT II	42,972	H	41,612	1.00	1.03	3	0.0%	-	5.0%	2,149	5.0%	2,149	45,121	42,860	1.05	3	0.0%	-	5.0%	2,256	5.0%	2,256	47,377	44,146	1.07	3														
0.3	DATA PROC COORD III	49,800	K	55,414	1.00	0.90	2	2.0%	996	3.0%	1,494	5.0%	2,490	52,290	57,076	0.92	2	2.0%	1,046	3.0%	1,569	5.0%	2,615	54,905	58,788	0.93	2														
4.8	COMPUTER & NETWK SPEC II	53,640	J	50,985	1.00	1.05	3	0.0%	-	5.0%	2,682	5.0%	2,682	56,322	52,515	1.07	3	0.0%	-	5.0%	2,816	5.0%	2,816	59,138	54,090	1.09	3														
18.2	COMPUTER & NETWK SPEC II	60,888	J	50,985	1.00	1.19	4	0.0%	-	3.0%	1,827	3.0%	1,827	62,715	52,515	1.19	4	0.0%	-	3.0%	1,881	3.0%	1,881	64,596	54,090	1.19	4														
0.8	ACCOUNT/BUDGET SPEC I	40,152	J	50,985	1.00	0.79	1	4.0%	1,606	5.0%	2,008	9.0%	3,614	43,766	52,515	0.83	1	4.0%	1,751	5.0%	2,188	9.0%	3,939	47,705	54,090	0.88	2														
2.8	ACCOUNTING MANAGER I	54,852	N	73,130	1.00	0.75	1	4.0%	2,194	3.0%	1,646	7.0%	3,840	58,692	75,324	0.78	1	4.0%	2,348	3.0%	1,761	7.0%	4,109	62,801	77,584	0.81	1														
1.8	BUSINESS MANAGER II	60,156	N	73,130	1.00	0.82	1	4.0%	2,406	5.0%	3,008	9.0%	5,414	65,570	75,324	0.87	1	4.0%	2,623	5.0%	3,279	9.0%	5,902	71,472	77,584	0.92	2														
19.4	PUBLIC INFO SPEC I	42,156	J	50,985	1.00	0.83	1	4.0%	1,686	3.0%	1,265	7.0%	2,951	45,107	52,515	0.86	1	4.0%	1,804	3.0%	1,353	7.0%	3,157	48,264	54,090	0.89	2														
16.8	PUBLIC INFO SPEC II	50,040	K	55,414	1.00	0.90	2	2.0%	1,001	5.0%	2,502	7.0%	3,503	53,543	57,076	0.94	2	2.0%	1,071	5.0%	2,677	7.0%	3,748	57,291	58,788	0.97	2														
35.3	PUBLIC INFO SPEC III	66,492	L	60,564	1.00	1.10	3	0.0%	-	3.0%	1,995	3.0%	1,995	68,487	62,381	1.10	3	0.0%	-	3.0%	2,055	3.0%	2,055	70,542	64,252	1.10	3														
21.6	PUBLIC INFO SPEC IV	67,968	M	66,332	1.00	1.02	3	0.0%	-	5.0%	3,398	5.0%	3,398	71,366	68,322	1.04	3	0.0%	-	5.0%	3,568	5.0%	3,568	74,934	70,372	1.06	3														
11.8	PUBLIC INFO SPEC IV	63,624	M	66,332	1.00	0.96	2	2.0%	1,272	3.0%	1,909	5.0%	3,181	66,805	68,322	0.98	2	2.0%	1,336	3.0%	2,004	5.0%	3,340	70,145	70,372	1.00	3														
9.7	PUBLIC INFO SPEC IV	56,880	M	66,332	1.00	0.86	1	4.0%	2,275	5.0%	2,844	9.0%	5,119	61,999	68,322	0.91	2	2.0%	1,240	5.0%	3,100	7.0%	4,340	66,339	70,372	0.94	2														
9.7	ADMIN OFR II	48,828	K	55,414	1.00	0.88	2	2.0%	977	3.0%	1,465	5.0%	2,442	51,270	57,076	0.90	2	2.0%	1,025	3.0%	1,538	5.0%	2,563	53,833	58,788	0.92	2														
33.2	ADMIN STAFF OFFICER II	66,480	K	55,414	1.00	1.20	4	0.0%	-	5.0%	3,324	5.0%	3,324	69,804	57,076	1.22	4	0.0%	-	5.0%	3,490	5.0%	3,490	73,294	58,788	1.25	4														
22.4	ADMIN STAFF OFFICER II	69,972	K	55,414	1.00	1.26	4	0.0%	-	3.0%	2,099	3.0%	2,099	72,071	57,076	1.26	4	0.0%	-	3.0%	2,162	3.0%	2,162	74,233	58,788	1.26	4														
25.4	ADMIN STAFF OFFICER III	66,132	L	60,564	1.00	1.09	3	0.0%	-	5.0%	3,307	5.0%	3,307	69,439	62,381	1.11	3	0.0%	-	5.0%	3,472	5.0%	3,472	72,911	64,252	1.13	4														
11.1	GIS SPECIALIST III	65,004	M	66,332	1.00	0.98	2	2.0%	1,300	3.0%	1,950	5.0%	3,250	68,254	68,322	1.00	3	0.0%	-	3.0%	2,048	3.0%	2,048	70,302	70,372	1.00	3														
4.0	VETERINARIAN I	63,684	O	80,855	1.00	0.79	1	4.0%	2,547	5.0%	3,184	9.0%	5,731	69,415	83,281	0.83	1	4.0%	2,777	5.0%	3,471	9.0%	6,248	75,663	85,779	0.88	2														
25.5	WILDLIFE TECHNICIAN I	44,184	H	41,612	1.00	1.06	3	0.0%	-	3.0%	1,326	3.0%	1,326	45,510	42,860	1.06	3	0.0%	-	3.0%	1,365	3.0%	1,365	46,875	44,146	1.06	3														
14.3	WILDLIFE TECHNICIAN I	35,160	H	41,612	1.00	0.84	1	4.0%	1,406	5.0%	1,758	9.0%	3,164	38,324	42,860	0.89	2	2.0%	766	5.0%	1,916	7.0%	2,682	41,006	44,146	0.93	2														
27.4	WILDLIFE TECHNICIAN I	47,328	H	41,612	1.00	1.14	4	0.0%	-	3.0%	1,420	3.0%	1,420	48,748	42,860	1.14	4	0.0%	-	3.0%	1,462	3.0%	1,462	50,210	44,146	1.14	4														
33.2	WILDLIFE TECHNICIAN I	50,412	H	41,612	1.00	1.21	4	0.0%	-	5.0%	2,521	5.0%	2,521	52,933	42,860	1.24	4	0.0%	-	5.0%	2,647	5.0%	2,647	55,580	44,146	1.26	4														
10.5	WILDLIFE TECHNICIAN I	32,772	H	41,612	1.00	0.79	1	4.0%	1,311	3.0%	983	7.0%	2,294	35,066	42,860	0.82	1	4.0%	1,403	3.0%	1,052	7.0%	2,455	37,521	44,146	0.85	1														
9.3	WILDLIFE TECHNICIAN I	32,772	H	41,612	1.00	0.79	1	4.0%	1,311	5.0%	1,639	9.0%	2,950	35,722	42,860	0.83	1	4.0%	1,429	5.0%	1,786	9.0%	3,215	38,937	44,146	0.88	2														
10.5	WILDLIFE TECHNICIAN I	36,024	H	41,612	1.00	0.87	1	4.0%	1,441	3.0%	1,081	7.0%	2,522	38,546	42,860	0.90	2	2.0%	771	3.0%	1,156	5.0%	1,927	40,473	44,146	0.92	2														

720 - Game & Fish

* ALL increases contingent upon Performance Meeting Standards								2013										2014									
		CURRENT						Market Policy Position Increase		Performance Increase		Total Increase		After July 1, 2013				Market Policy Position Increase		Performance Increase		Total Increase		After July 1, 2014			
Yrs Svc	Job Title	FTE Ann Sal	Grade	Market Policy Point	FTE	C/R (Current)	2012 Qtr	%	\$\$	%	\$\$	%	\$\$	2013 New Salary	New MPP (3% range increment)	2013 New C/R	2013 Qtr	%	\$\$	%	\$\$	%	\$\$	2014 New Salary	New MPP (3% range increment)	2014 New C/R	2014 Qtr
32.7	WILDLIFE TECHNICIAN I	50,412	H	41,612	1.00	1.21	4	0.0%	-	5.0%	2,521	5.0%	2,521	52,933	42,860	1.24	4	0.0%	-	5.0%	2,647	5.0%	2,647	55,580	44,146	1.26	4
18.3	WILDLIFE TECHNICIAN I	43,116	H	41,612	1.00	1.04	3	0.0%	-	3.0%	1,293	3.0%	1,293	44,409	42,860	1.04	3	0.0%	-	3.0%	1,332	3.0%	1,332	45,741	44,146	1.04	3
17.9	WILDLIFE TECHNICIAN I	40,620	H	41,612	1.00	0.98	2	2.0%	812	5.0%	2,031	7.0%	2,843	43,463	42,860	1.01	3	0.0%	-	5.0%	2,173	5.0%	2,173	45,636	44,146	1.03	3
38.6	WILDLIFE TECHNICIAN I	50,412	H	41,612	1.00	1.21	4	0.0%	-	3.0%	1,512	3.0%	1,512	51,924	42,860	1.21	4	0.0%	-	3.0%	1,558	3.0%	1,558	53,482	44,146	1.21	4
20.1	WILDLIFE TECHNICIAN I	43,116	H	41,612	1.00	1.04	3	0.0%	-	5.0%	2,156	5.0%	2,156	45,272	42,860	1.06	3	0.0%	-	5.0%	2,264	5.0%	2,264	47,536	44,146	1.08	3
15.5	WILDLIFE TECHNICIAN I	39,804	H	41,612	1.00	0.96	2	2.0%	796	3.0%	1,194	5.0%	1,990	41,794	42,860	0.98	2	2.0%	836	3.0%	1,254	5.0%	2,090	43,884	44,146	0.99	2
4.7	WILDLIFE TECHNICIAN I	32,772	H	41,612	1.00	0.79	1	4.0%	1,311	5.0%	1,639	9.0%	2,950	35,722	42,860	0.83	1	4.0%	1,429	5.0%	1,786	9.0%	3,215	38,937	44,146	0.88	2
19.6	WILDLIFE TECHNICIAN I	40,620	H	41,612	1.00	0.98	2	2.0%	812	3.0%	1,219	5.0%	2,031	42,651	42,860	1.00	3	0.0%	-	3.0%	1,280	3.0%	1,280	43,931	44,146	1.00	3
11.8	WILDLIFE TECHNICIAN I	32,772	H	41,612	1.00	0.79	1	4.0%	1,311	5.0%	1,639	9.0%	2,950	35,722	42,860	0.83	1	4.0%	1,429	5.0%	1,786	9.0%	3,215	38,937	44,146	0.88	2
1.7	WILDLIFE TECHNICIAN II	35,532	I	45,938	1.00	0.77	1	4.0%	1,421	3.0%	1,066	7.0%	2,487	38,019	47,316	0.80	1	4.0%	1,521	3.0%	1,141	7.0%	2,662	40,681	48,735	0.83	1
4.3	WILDLIFE TECHNICIAN II	38,424	I	45,938	1.00	0.84	1	4.0%	1,537	5.0%	1,921	9.0%	3,458	41,882	47,316	0.89	2	2.0%	838	5.0%	2,094	7.0%	2,932	44,814	48,735	0.92	2
25.9	COMM MGR-ND GAME & FISH	77,184	M	66,332	1.00	1.16	4	0.0%	-	3.0%	2,316	3.0%	2,316	79,500	68,322	1.16	4	0.0%	-	3.0%	2,385	3.0%	2,385	81,885	70,372	1.16	4
26.4	CHIEF-FISHERIES DIVISION	89,736	P	85,799	1.00	1.05	3	0.0%	-	5.0%	4,487	5.0%	4,487	94,223	88,373	1.07	3	0.0%	-	5.0%	4,711	5.0%	4,711	98,934	91,024	1.09	3
26.6	CHIEF-CONSERV & COMM DIV	86,520	P	85,799	1.00	1.01	3	0.0%	-	3.0%	2,596	3.0%	2,596	89,116	88,373	1.01	3	0.0%	-	3.0%	2,673	3.0%	2,673	91,789	91,024	1.01	3
24.0	CHIEF-WILDLIFE DIVISION	96,060	P	85,799	1.00	1.12	3	0.0%	-	5.0%	4,803	5.0%	4,803	100,863	88,373	1.14	4	0.0%	-	5.0%	5,043	5.0%	5,043	105,906	91,024	1.16	4
25.4	CHIEF, ADMIN SVCS DIV	76,872	P	85,799	1.00	0.90	2	2.0%	1,537	3.0%	2,306	5.0%	3,843	80,715	88,373	0.91	2	2.0%	1,614	3.0%	2,421	5.0%	4,035	84,750	91,024	0.93	2
13.9	ASST CHIEF-WILDLIFE DIV	70,860	O	80,855	1.00	0.88	2	2.0%	1,417	5.0%	3,543	7.0%	4,960	75,820	83,281	0.91	2	2.0%	1,516	5.0%	3,791	7.0%	5,307	81,127	85,779	0.95	2
17.4	DISTRICT GAME WARDEN II	59,640	L	60,564	1.00	0.98	2	2.0%	1,193	3.0%	1,789	5.0%	2,982	62,622	62,381	1.00	3	0.0%	-	3.0%	1,879	3.0%	1,879	64,501	64,252	1.00	3
3.4	DISTRICT GAME WARDEN II	47,688	L	60,564	1.00	0.79	1	4.0%	1,908	5.0%	2,384	9.0%	4,292	51,980	62,381	0.83	1	4.0%	2,079	5.0%	2,599	9.0%	4,678	56,658	64,252	0.88	2
3.4	DISTRICT GAME WARDEN II	47,688	L	60,564	1.00	0.79	1	4.0%	1,908	3.0%	1,431	7.0%	3,339	51,027	62,381	0.82	1	4.0%	2,041	3.0%	1,531	7.0%	3,572	54,599	64,252	0.85	1
14.8	DISTRICT GAME WARDEN II	58,620	L	60,564	1.00	0.97	2	2.0%	1,172	5.0%	2,931	7.0%	4,103	62,723	62,381	1.01	3	0.0%	-	5.0%	3,136	5.0%	3,136	65,859	64,252	1.03	3
-	DISTRICT GAME WARDEN II	38,400	L	60,564	1.00	0.63	1	4.0%	1,536	3.0%	1,152	7.0%	2,688	41,088	62,381	0.66	1	4.0%	1,644	3.0%	1,233	7.0%	2,877	43,965	64,252	0.68	1
5.8	DISTRICT GAME WARDEN II	49,992	L	60,564	1.00	0.83	1	4.0%	2,000	5.0%	2,500	9.0%	4,500	54,492	62,381	0.87	1	4.0%	2,180	5.0%	2,725	9.0%	4,905	59,397	64,252	0.92	2
5.8	DISTRICT GAME WARDEN II	49,992	L	60,564	1.00	0.83	1	4.0%	2,000	3.0%	1,500	7.0%	3,500	53,492	62,381	0.86	1	4.0%	2,140	3.0%	1,605	7.0%	3,745	57,237	64,252	0.89	2
35.3	DISTRICT GAME WARDEN II	73,116	L	60,564	1.00	1.21	4	0.0%	-	5.0%	3,656	5.0%	3,656	76,772	62,381	1.23	4	0.0%	-	5.0%	3,839	5.0%	3,839	80,611	64,252	1.25	4
1.8	DISTRICT GAME WARDEN II	47,688	L	60,564	1.00	0.79	1	4.0%	1,908	3.0%	1,431	7.0%	3,339	51,027	62,381	0.82	1	4.0%	2,041	3.0%	1,531	7.0%	3,572	54,599	64,252	0.85	1
17.8	DISTRICT GAME WARDEN II	63,480	L	60,564	1.00	1.05	3	0.0%	-	5.0%	3,174	5.0%	3,174	66,654	62,381	1.07	3	0.0%	-	5.0%	3,333	5.0%	3,333	69,987	64,252	1.09	3
14.9	DISTRICT GAME WARDEN II	58,272	L	60,564	1.00	0.96	2	2.0%	1,165	3.0%	1,748	5.0%	2,913	61,185	62,381	0.98	2	2.0%	1,224	3.0%	1,836	5.0%	3,060	64,245	64,252	1.00	3
2.1	DISTRICT GAME WARDEN II	45,420	L	60,564	1.00	0.75	1	4.0%	1,817	5.0%	2,271	9.0%	4,088	49,508	62,381	0.79	1	4.0%	1,980	5.0%	2,475	9.0%	4,455	53,963	64,252	0.84	1
11.7	DISTRICT GAME WARDEN II	54,684	L	60,564	1.00	0.90	2	2.0%	1,094	3.0%	1,641	5.0%	2,735	57,419	62,381	0.92	2	2.0%	1,148	3.0%	1,723	5.0%	2,871	60,290	64,252	0.94	2
25.4	DISTRICT GAME WARDEN II	70,296	L	60,564	1.00	1.16	4	0.0%	-	5.0%	3,515	5.0%	3,515	73,811	62,381	1.18	4	0.0%	-	5.0%	3,691	5.0%	3,691	77,502	64,252	1.21	4
3.4	DISTRICT GAME WARDEN II	47,688	L	60,564	1.00	0.79	1	4.0%	1,908	3.0%	1,431	7.0%	3,339	51,027	62,381	0.82	1	4.0%	2,041	3.0%	1,531	7.0%	3,572	54,599	64,252	0.85	1
1.3	DISTRICT GAME WARDEN II	47,688	L	60,564	1.00	0.79	1	4.0%	1,908	5.0%	2,384	9.0%	4,292	51,980	62,381	0.83	1	4.0%	2,079	5.0%	2,599	9.0%	4,678	56,658	64,252	0.88	2
19.3	DISTRICT GAME WARDEN II	66,492	L	60,564	1.00	1.10	3	0.0%	-	3.0%	1,995	3.0%	1,995	68,487	62,381	1.10	3	0.0%	-	3.0%	2,055	3.0%	2,055	70,542	64,252	1.10	3
27.3	DISTRICT GAME WARDEN II	72,444	L	60,564	1.00	1.20	4	0.0%	-	5.0%	3,622	5.0%	3,622	76,066	62,381	1.22	4	0.0%	-	5.0%	3,803	5.0%	3,803	79,869	64,252	1.24	4
1.8	DISTRICT GAME WARDEN II	38,400	L	60,564	1.00	0.63	1	4.0%	1,536	3.0%	1,152	7.0%	2,688	41,088	62,381	0.66	1	4.0%	1,644	3.0%	1,233	7.0%	2,877	43,965	64,252	0.68	1
21.8	DISTRICT GAME WARDEN II	65,676	L	60,564	1.00	1.08	3	0.0%	-	5.0%	3,284	5.0%	3,284	68,960	62,381	1.11	3	0.0%	-	5.0%	3,448	5.0%	3,448	72,408	64,252	1.13	4
26.0	DISTRICT GAME WARDEN II	70,296	L	60,564	1.00	1.16	4	0.0%	-	3.0%	2,109	3.0%	2,109	72,405	62,381	1.16	4	0.0%	-	3.0%	2,172	3.0%	2,172	74,577	64,252	1.16	4
11.1	DISTRICT GAME WARDEN II	55,020	L	60,564	1.00	0.91	2	2.0%	1,100	5.0%	2,751	7.0%	3,851	58,871	62,381	0.94	2	2.0%	1,177	5.0%	2,944	7.0%	4,121	62,992	64,252	0.98	2
29.1	DISTRICT GAME WARDEN II	73,116	L	60,564	1.00	1.21	4	0.0%	-	3.0%	2,193	3.0%	2,193	75,309	62,381	1.21	4	0.0%	-	3.0%	2,259	3.0%	2,259	77,568	64,252	1.21	4
7.8	DISTRICT GAME WARDEN II	50,460	L	60,564	1.00	0.83	1	4.0%	2,018	5.0%	2,523	9.0%	4,541	55,001	62,381	0.88	2	2.0%	1,100	5.0%	2,750	7.0%	3,850	58,851	64,252	0.92	2
9.3	DISTRICT GAME WARDEN II	52,500	L	60,564	1.00	0.87	1	4.0%	2,100	3.0%	1,575	7.0%	3,675	56,175	62,381	0.90	2	2.0%	1,124	3.0%	1,685	5.0%	2,809	58,984	64,252	0.92	2
29.2	DISTRICT GAME WARDEN II	73,116	L	60,564	1.00	1.21	4	0.0%	-	5.0%	3,656	5.0%	3,656	76,772	62,381	1.23	4	0.0%	-	5.0%	3,839	5.0%	3,839	80,611	64,252	1.25	4
33.3	DISTRICT GAME WARDEN II	73,116	L	60,564	1.00	1.21	4	0.0%	-	3.0%	2,193	3.0%	2,193	75,309	62,381	1.21	4	0.0%	-	3.0%	2,259	3.0%	2,259	77,568	64,252	1.21	4
35.3	DISTRICT GAME WARDEN II	73,116	L	60,564	1.00	1.21	4	0.0%	-	5.0%	3,656	5.0%	3,656	76,772	62,381	1.23	4	0.0%	-	5.0%	3,839	5.0%	3,839	80,611	64,252	1.25	4

720 - Game & Fish

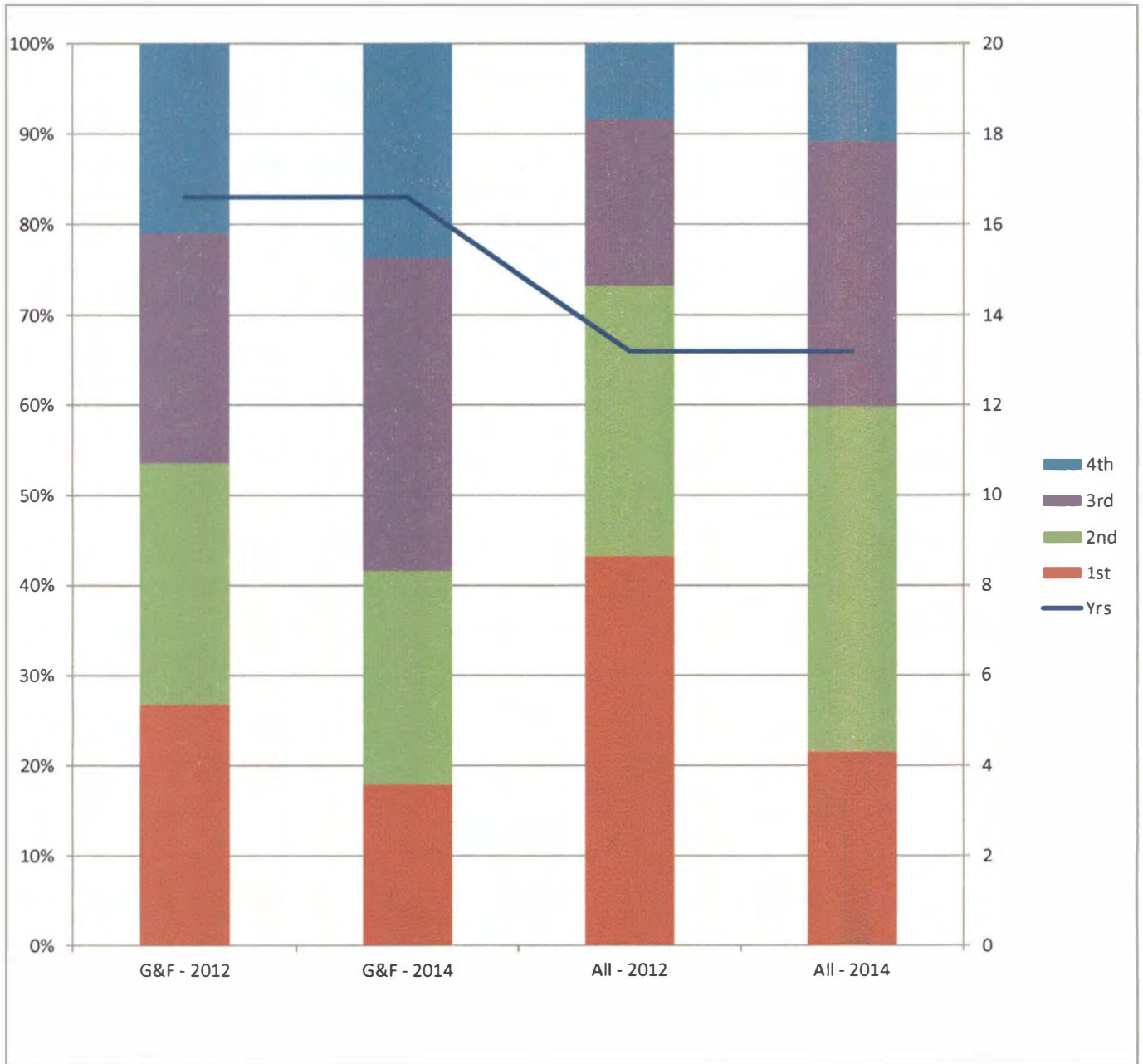
*ALL increases contingent upon Performance Meeting Standards								2013										2014									
		CURRENT						Market Policy Position Increase		Performance Increase		Total Increase		After July 1, 2013				Market Policy Position Increase		Performance Increase		Total Increase		After July 1, 2014			
Yrs Svc	Job Title	FTE Ann Sal	Grade	Market Policy Point	FTE	C/R (Current)	2012 Qtr	%	\$\$	%	\$\$	%	\$\$	2013 New Salary	New MPP (3% range increment)	2013 New C/R	2013 Qtr	%	\$\$	%	\$\$	%	\$\$	2014 New Salary	New MPP (3% range increment)	2014 New C/R	2014 Qtr
0.2	DISTRICT GAME WARDEN II	38,400	L	60,564	1.00	0.63	1	4.0%	1,536	3.0%	1,152	7.0%	2,688	41,088	62,381	0.66	1	4.0%	1,644	3.0%	1,233	7.0%	2,877	43,965	64,252	0.68	1
0.5	DISTRICT GAME WARDEN SUPV	45,420	N	73,130	1.00	0.62	1	4.0%	1,817	5.0%	2,271	9.0%	4,088	49,508	75,324	0.66	1	4.0%	1,980	5.0%	2,475	9.0%	4,455	53,963	77,584	0.70	1
40.3	DISTRICT GAME WARDEN SUPV	81,168	N	73,130	1.00	1.11	3	0.0%	-	3.0%	2,435	3.0%	2,435	83,603	75,324	1.11	3	0.0%	-	3.0%	2,508	3.0%	2,508	86,111	77,584	1.11	3
14.6	DISTRICT GAME WARDEN SUPV	67,944	N	73,130	1.00	0.93	2	2.0%	1,359	5.0%	3,397	7.0%	4,756	72,700	75,324	0.97	2	2.0%	1,454	5.0%	3,635	7.0%	5,089	77,789	77,584	1.00	3
18.4	DISTRICT GAME WARDEN SUPV	61,764	N	73,130	1.00	0.84	1	4.0%	2,471	3.0%	1,853	7.0%	4,324	66,088	75,324	0.88	2	2.0%	1,322	3.0%	1,983	5.0%	3,305	69,393	77,584	0.89	2
32.1	DISTRICT GAME WARDEN SUPV	81,168	N	73,130	1.00	1.11	3	0.0%	-	5.0%	4,058	5.0%	4,058	85,226	75,324	1.13	4	0.0%	-	5.0%	4,261	5.0%	4,261	89,487	77,584	1.15	4
21.0	DISTRICT GAME WARDEN SUPV	73,932	N	73,130	1.00	1.01	3	0.0%	-	3.0%	2,218	3.0%	2,218	76,150	75,324	1.01	3	0.0%	-	3.0%	2,285	3.0%	2,285	78,435	77,584	1.01	3
27.3	CHIEF GAME WARDEN	94,212	P	85,799	1.00	1.10	3	0.0%	-	5.0%	4,711	5.0%	4,711	98,923	88,373	1.12	3	0.0%	-	5.0%	4,946	5.0%	4,946	103,869	91,024	1.14	4
9.1	OUTDOOR EDUC PROJECT ADMIN	55,020	K	55,414	1.00	0.99	2	2.0%	1,100	3.0%	1,651	5.0%	2,751	57,771	57,076	1.01	3	0.0%	-	3.0%	1,733	3.0%	1,733	59,504	58,788	1.01	3
21.0	OUTDOOR EDUC PROJECT ADMIN	66,048	K	55,414	1.00	1.19	4	0.0%	-	5.0%	3,302	5.0%	3,302	69,350	57,076	1.22	4	0.0%	-	5.0%	3,468	5.0%	3,468	72,818	58,788	1.24	4
3.5	OUTDOOR EDUC PROJECT ADMIN	42,600	K	55,414	1.00	0.77	1	4.0%	1,704	3.0%	1,278	7.0%	2,982	45,582	57,076	0.80	1	4.0%	1,823	3.0%	1,367	7.0%	3,190	48,772	58,788	0.83	1
7.4	WATER RESOURCE PROJ MGR	44,328	K	55,414	1.00	0.80	1	4.0%	1,773	5.0%	2,216	9.0%	3,989	48,317	57,076	0.85	1	4.0%	1,933	5.0%	2,416	9.0%	4,349	52,666	58,788	0.90	2
4.8	BIOLOGIST I	43,644	K	55,414	1.00	0.79	1	4.0%	1,746	3.0%	1,309	7.0%	3,055	46,699	57,076	0.82	1	4.0%	1,868	3.0%	1,401	7.0%	3,269	49,968	58,788	0.85	1
31.7	BIOLOGIST I	66,492	K	55,414	1.00	1.20	4	0.0%	-	5.0%	3,325	5.0%	3,325	69,817	57,076	1.22	4	0.0%	-	5.0%	3,491	5.0%	3,491	73,308	58,788	1.25	4
20.0	BIOLOGIST I	58,008	K	55,414	1.00	1.05	3	0.0%	-	3.0%	1,740	3.0%	1,740	59,748	57,076	1.05	3	0.0%	-	3.0%	1,792	3.0%	1,792	61,540	58,788	1.05	3
10.5	BIOLOGIST I	45,780	K	55,414	1.00	0.83	1	4.0%	1,831	5.0%	2,289	9.0%	4,120	49,900	57,076	0.87	1	4.0%	1,996	5.0%	2,495	9.0%	4,491	54,391	58,788	0.93	2
10.6	BIOLOGIST I	49,968	K	55,414	1.00	0.90	2	2.0%	999	3.0%	1,499	5.0%	2,498	52,466	57,076	0.92	2	2.0%	1,049	3.0%	1,574	5.0%	2,623	55,089	58,788	0.94	2
7.1	BIOLOGIST I	48,756	K	55,414	1.00	0.88	2	2.0%	975	5.0%	2,438	7.0%	3,413	52,169	57,076	0.91	2	2.0%	1,043	5.0%	2,608	7.0%	3,651	55,820	58,788	0.95	2
20.3	BIOLOGIST I	57,144	K	55,414	1.00	1.03	3	0.0%	-	3.0%	1,714	3.0%	1,714	58,858	57,076	1.03	3	0.0%	-	3.0%	1,766	3.0%	1,766	60,624	58,788	1.03	3
10.5	BIOLOGIST I	53,988	K	55,414	1.00	0.97	2	2.0%	1,080	5.0%	2,699	7.0%	3,779	57,767	57,076	1.01	3	0.0%	-	5.0%	2,888	5.0%	2,888	60,655	58,788	1.03	3
2.2	BIOLOGIST I	43,644	K	55,414	1.00	0.79	1	4.0%	1,746	3.0%	1,309	7.0%	3,055	46,699	57,076	0.82	1	4.0%	1,868	3.0%	1,401	7.0%	3,269	49,968	58,788	0.85	1
4.5	BIOLOGIST I	43,644	K	55,414	1.00	0.79	1	4.0%	1,746	5.0%	2,182	9.0%	3,928	47,572	57,076	0.83	1	4.0%	1,903	5.0%	2,379	9.0%	4,282	51,854	58,788	0.88	2
8.2	BIOLOGIST I	49,968	K	55,414	1.00	0.90	2	2.0%	999	3.0%	1,499	5.0%	2,498	52,466	57,076	0.92	2	2.0%	1,049	3.0%	1,574	5.0%	2,623	55,089	58,788	0.94	2
11.8	BIOLOGIST I	50,304	K	55,414	1.00	0.91	2	2.0%	1,006	5.0%	2,515	7.0%	3,521	53,825	57,076	0.94	2	2.0%	1,077	5.0%	2,691	7.0%	3,768	57,593	58,788	0.98	2
10.1	BIOLOGIST I	52,704	K	55,414	1.00	0.95	2	2.0%	1,054	3.0%	1,581	5.0%	2,635	55,339	57,076	0.97	2	2.0%	1,107	3.0%	1,660	5.0%	2,767	58,106	58,788	0.99	2
21.8	BIOLOGIST I	58,008	K	55,414	1.00	1.05	3	0.0%	-	5.0%	2,900	5.0%	2,900	60,908	57,076	1.07	3	0.0%	-	5.0%	3,045	5.0%	3,045	63,953	58,788	1.09	3
9.5	BIOLOGIST I	45,708	K	55,414	1.00	0.82	1	4.0%	1,828	3.0%	1,371	7.0%	3,199	48,907	57,076	0.86	1	4.0%	1,956	3.0%	1,467	7.0%	3,423	52,330	58,788	0.89	2
17.5	BIOLOGIST I	58,224	K	55,414	1.00	1.05	3	0.0%	-	5.0%	2,911	5.0%	2,911	61,135	57,076	1.07	3	0.0%	-	5.0%	3,057	5.0%	3,057	64,192	58,788	1.09	3
19.4	BIOLOGIST I	60,900	K	55,414	1.00	1.10	3	0.0%	-	3.0%	1,827	3.0%	1,827	62,727	57,076	1.10	3	0.0%	-	3.0%	1,882	3.0%	1,882	64,609	58,788	1.10	3
15.8	BIOLOGIST I	50,196	K	55,414	1.00	0.91	2	2.0%	1,004	5.0%	2,510	7.0%	3,514	53,710	57,076	0.94	2	2.0%	1,074	5.0%	2,686	7.0%	3,760	57,470	58,788	0.98	2
10.4	BIOLOGIST I	52,704	K	55,414	1.00	0.95	2	2.0%	1,054	3.0%	1,581	5.0%	2,635	55,339	57,076	0.97	2	2.0%	1,107	3.0%	1,660	5.0%	2,767	58,106	58,788	0.99	2
14.8	BIOLOGIST I	45,708	K	55,414	1.00	0.82	1	4.0%	1,828	5.0%	2,285	9.0%	4,113	49,821	57,076	0.87	1	4.0%	1,993	5.0%	2,491	9.0%	4,484	54,305	58,788	0.92	2
0.7	BIOLOGIST I	43,644	K	55,414	1.00	0.79	1	4.0%	1,746	3.0%	1,309	7.0%	3,055	46,699	57,076	0.82	1	4.0%	1,868	3.0%	1,401	7.0%	3,269	49,968	58,788	0.85	1
7.3	BIOLOGIST I	46,140	K	55,414	1.00	0.83	1	4.0%	1,846	5.0%	2,307	9.0%	4,153	50,293	57,076	0.88	2	2.0%	1,006	5.0%	2,515	7.0%	3,521	53,814	58,788	0.92	2
21.8	BIOLOGIST I	58,992	K	55,414	1.00	1.06	3	0.0%	-	3.0%	1,770	3.0%	1,770	60,762	57,076	1.06	3	0.0%	-	3.0%	1,823	3.0%	1,823	62,585	58,788	1.06	3
22.1	BIOLOGIST II	68,856	L	60,564	1.00	1.14	4	0.0%	-	5.0%	3,443	5.0%	3,443	72,299	62,381	1.16	4	0.0%	-	5.0%	3,615	5.0%	3,615	75,914	64,252	1.18	4
27.4	BIOLOGIST II	68,856	L	60,564	1.00	1.14	4	0.0%	-	3.0%	2,066	3.0%	2,066	70,922	62,381	1.14	4	0.0%	-	3.0%	2,128	3.0%	2,128	73,050	64,252	1.14	4
20.8	BIOLOGIST II	65,676	L	60,564	1.00	1.08	3	0.0%	-	5.0%	3,284	5.0%	3,284	68,960	62,381	1.11	3	0.0%	-	5.0%	3,448	5.0%	3,448	72,408	64,252	1.13	4
19.5	BIOLOGIST II	62,232	L	60,564	1.00	1.03	3	0.0%	-	3.0%	1,867	3.0%	1,867	64,099	62,381	1.03	3	0.0%	-	3.0%	1,923	3.0%	1,923	66,022	64,252	1.03	3
25.7	BIOLOGIST II	66,984	L	60,564	1.00	1.11	3	0.0%	-	5.0%	3,349	5.0%	3,349	70,333	62,381	1.13	4	0.0%	-	5.0%	3,517	5.0%	3,517	73,850	64,252	1.15	4
13.1	BIOLOGIST II	54,612	L	60,564	1.00	0.90	2	2.0%	1,092	3.0%	1,638	5.0%	2,730	57,342	62,381	0.92	2	2.0%	1,147	3.0%	1,720	5.0%	2,867	60,209	64,252	0.94	2
11.4	BIOLOGIST II	55,020	L	60,564	1.00	0.91	2	2.0%	1,100	5.0%	2,751	7.0%	3,851	58,871	62,381	0.94	2	2.0%	1,177	5.0%	2,944	7.0%	4,121	62,992	64,252	0.98	2
13.9	BIOLOGIST II	60,888	L	60,564	1.00	1.01	3	0.0%	-	3.0%	1,827	3.0%	1,827	62,715	62,381	1.01	3	0.0%	-	3.0%	1,881	3.0%	1,881	64,596	64,252	1.01	3
12.3	BIOLOGIST II	60,048	L	60,564	1.00	0.99	2	2.0%	1,201	5.0%	3,002	7.0%	4,203	64,251	62,381	1.03	3	0.0%	-	5.0%	3,213	5.0%	3,213	67,464	64,252	1.05	3
34.5	BIOLOGIST II	73,116	L	60,564	1.00	1.21	4	0.0%	-	3.0%	2,193	3.0%	2,193	75,309	62,381	1.21	4	0.0%	-	3.0%	2,259	3.0%	2,259	77,568	64,252	1.21	4

720 - Game & Fish

* ALL increases contingent upon Performance Meeting Standards								2013										2014									
CURRENT								Market Policy Position Increase		Performance Increase		Total Increase		After July 1, 2013				Market Policy Position Increase		Performance Increase		Total Increase		After July 1, 2014			
Yrs Svc	Job Title	FTE Ann Sal	Grade	Market Policy Point	FTE	C/R (Current)	2012 Qtl	%	\$\$	%	\$\$	%	\$\$	2013 New Salary	New MPP (3% range increment)	2013 New C/R	2013 Qtl	%	\$\$	%	\$\$	%	\$\$	2014 New Salary	New MPP (3% range increment)	2014 New C/R	2014 Qtl
16.8	BIOLOGIST II	60,564	L	60,564	1.00	1.00	3	0.0%	-	5.0%	3,028	5.0%	3,028	63,592	62,381	1.02	3	0.0%	-	5.0%	3,180	5.0%	3,180	66,772	64,252	1.04	3
36.3	BIOLOGIST II	73,116	L	60,564	1.00	1.21	4	0.0%	-	3.0%	2,193	3.0%	2,193	75,309	62,381	1.21	4	0.0%	-	3.0%	2,259	3.0%	2,259	77,568	64,252	1.21	4
15.9	BIOLOGIST II	58,284	L	60,564	1.00	0.96	2	2.0%	1,166	5.0%	2,914	7.0%	4,080	62,364	62,381	1.00	3	0.0%	-	5.0%	3,118	5.0%	3,118	65,482	64,252	1.02	3
21.6	BIOLOGIST II	64,392	L	60,564	1.00	1.06	3	0.0%	-	3.0%	1,932	3.0%	1,932	66,324	62,381	1.06	3	0.0%	-	3.0%	1,990	3.0%	1,990	68,314	64,252	1.06	3
21.8	BIOLOGIST II	65,676	L	60,564	1.00	1.08	3	0.0%	-	5.0%	3,284	5.0%	3,284	68,960	62,381	1.11	3	0.0%	-	5.0%	3,448	5.0%	3,448	72,408	64,252	1.13	4
31.9	BIOLOGIST II	73,116	L	60,564	1.00	1.21	4	0.0%	-	3.0%	2,193	3.0%	2,193	75,309	62,381	1.21	4	0.0%	-	3.0%	2,259	3.0%	2,259	77,568	64,252	1.21	4
21.4	BIOLOGIST II	65,676	L	60,564	1.00	1.08	3	0.0%	-	5.0%	3,284	5.0%	3,284	68,960	62,381	1.11	3	0.0%	-	5.0%	3,448	5.0%	3,448	72,408	64,252	1.13	4
34.1	BIOLOGIST II	73,116	L	60,564	1.00	1.21	4	0.0%	-	3.0%	2,193	3.0%	2,193	75,309	62,381	1.21	4	0.0%	-	3.0%	2,259	3.0%	2,259	77,568	64,252	1.21	4
14.3	BIOLOGIST II	61,740	L	60,564	1.00	1.02	3	0.0%	-	5.0%	3,087	5.0%	3,087	64,827	62,381	1.04	3	0.0%	-	5.0%	3,241	5.0%	3,241	68,068	64,252	1.06	3
29.6	BIOLOGIST II	73,116	L	60,564	1.00	1.21	4	0.0%	-	3.0%	2,193	3.0%	2,193	75,309	62,381	1.21	4	0.0%	-	3.0%	2,259	3.0%	2,259	77,568	64,252	1.21	4
8.8	BIOLOGIST II	54,648	L	60,564	1.00	0.90	2	2.0%	1,093	5.0%	2,732	7.0%	3,825	58,473	62,381	0.94	2	2.0%	1,169	5.0%	2,924	7.0%	4,093	62,566	64,252	0.97	2
25.4	BIOLOGIST II	67,080	L	60,564	1.00	1.11	3	0.0%	-	3.0%	2,012	3.0%	2,012	69,092	62,381	1.11	3	0.0%	-	3.0%	2,073	3.0%	2,073	71,165	64,252	1.11	3
18.7	BIOLOGIST II	60,864	L	60,564	1.00	1.00	3	0.0%	-	5.0%	3,043	5.0%	3,043	63,907	62,381	1.02	3	0.0%	-	5.0%	3,195	5.0%	3,195	67,102	64,252	1.04	3
36.9	BIOLOGIST II	73,116	L	60,564	1.00	1.21	4	0.0%	-	3.0%	2,193	3.0%	2,193	75,309	62,381	1.21	4	0.0%	-	3.0%	2,259	3.0%	2,259	77,568	64,252	1.21	4
3.2	BIOLOGIST II	47,688	L	60,564	1.00	0.79	1	4.0%	1,908	5.0%	2,384	9.0%	4,292	51,980	62,381	0.83	1	4.0%	2,079	5.0%	2,599	9.0%	4,678	56,658	64,252	0.88	2
0.3	BIOLOGIST II	41,568	L	60,564	1.00	0.69	1	4.0%	1,663	3.0%	1,247	7.0%	2,910	44,478	62,381	0.71	1	4.0%	1,779	3.0%	1,334	7.0%	3,113	47,591	64,252	0.74	1
9.2	BIOLOGIST II	55,092	L	60,564	1.00	0.91	2	2.0%	1,102	5.0%	2,755	7.0%	3,857	58,949	62,381	0.94	2	2.0%	1,179	5.0%	2,947	7.0%	4,126	63,075	64,252	0.98	2
25.4	BIOLOGIST III	72,192	M	66,332	1.00	1.09	3	0.0%	-	3.0%	2,166	3.0%	2,166	74,358	68,322	1.09	3	0.0%	-	3.0%	2,231	3.0%	2,231	76,589	70,372	1.09	3
26.6	BIOLOGIST III	77,484	M	66,332	1.00	1.17	4	0.0%	-	5.0%	3,874	5.0%	3,874	81,358	68,322	1.19	4	0.0%	-	5.0%	4,068	5.0%	4,068	85,426	70,372	1.21	4
16.0	BIOLOGIST III	65,496	M	66,332	1.00	0.99	2	2.0%	1,310	3.0%	1,965	5.0%	3,275	68,771	68,322	1.01	3	0.0%	-	3.0%	2,063	3.0%	2,063	70,834	70,372	1.01	3
31.3	BIOLOGIST III	81,168	M	66,332	1.00	1.22	4	0.0%	-	5.0%	4,058	5.0%	4,058	85,226	68,322	1.25	4	0.0%	-	5.0%	4,261	5.0%	4,261	89,487	70,372	1.27	4
6.6	BIOLOGIST III	62,712	M	66,332	1.00	0.95	2	2.0%	1,254	3.0%	1,881	5.0%	3,135	65,847	68,322	0.96	2	2.0%	1,317	3.0%	1,975	5.0%	3,292	69,139	70,372	0.98	2
29.5	BIOLOGIST III	78,624	M	66,332	1.00	1.19	4	0.0%	-	5.0%	3,931	5.0%	3,931	82,555	68,322	1.21	4	0.0%	-	5.0%	4,128	5.0%	4,128	86,683	70,372	1.23	4
25.8	BIOLOGIST III	76,296	M	66,332	1.00	1.15	4	0.0%	-	3.0%	2,289	3.0%	2,289	78,585	68,322	1.15	4	0.0%	-	3.0%	2,358	3.0%	2,358	80,943	70,372	1.15	4
6.0	MAINTENANCE WORKER I	28,104	E	31,724	1.00	0.89	2	2.0%	562	5.0%	1,405	7.0%	1,967	30,071	32,676	0.92	2	2.0%	601	5.0%	1,504	7.0%	2,105	32,176	33,656	0.96	2
11.4	PILOT	63,660	L	60,564	1.00	1.05	3	0.0%	-	3.0%	1,910	3.0%	1,910	65,570	62,381	1.05	3	0.0%	-	3.0%	1,967	3.0%	1,967	67,537	64,252	1.05	3
7.8	GRAPHIC ARTIST II	32,772	H	41,612	1.00	0.79	1	4.0%	1,311	3.0%	983	7.0%	2,294	35,066	42,860	0.82	1	4.0%	1,403	3.0%	1,052	7.0%	2,455	37,521	44,146	0.85	1
16.3		8,649,840				0.98		1.7%	118,559	4.0%	345,677	5.6%	464,236			1.00		1.4%	105,168	4.0%	365,071	5.4%	470,239			1.02	

720 - Game & Fish - 2012-14 Quartile Charts

HB1017
 January 21, 2013
 Attachment 2



13.8146.01002
Title.

Prepared by the Legislative Council staff for
House Appropriations - Government
Operations Division Committee
February 14, 2013

Fiscal No. 2

PROPOSED AMENDMENTS TO HOUSE BILL NO. 1017

Page 1, replace lines 12 through 24 with:

"Salaries and wages	\$24,019,028	\$1,431,339	\$25,450,367
Operating expenses	12,524,493	632,235	13,156,728
Capital assets	4,183,170	(298,109)	3,885,061
Grants	7,718,500	(896,000)	6,822,500
Land habitat and deer depredation	12,904,686	(215,103)	12,689,583
Noxious weed control	600,000	50,000	650,000
Missouri River enforcement	200,000	73,913	273,913
Grants, gifts, and donations	800,000	0	800,000
Nongame wildlife conservation	120,000	0	120,000
Lonetree reservoir	1,749,065	175,886	1,924,951
Wildlife services	868,800	(484,400)	384,400
Accrued leave payments	0	816,366	816,366
Total special funds	\$65,687,742	\$1,286,127	\$66,973,869
Full-time equivalent positions	157.00	1.00	158.00"

Re-number accordingly

STATEMENT OF PURPOSE OF AMENDMENT:

House Bill No. 1017 - Game and Fish Department - House Action

	Executive Budget	House Changes	House Version
Salaries and wages	\$26,854,290	(\$1,403,923)	\$25,450,367
Operating expenses	13,097,240	59,488	13,156,728
Capital assets	3,885,061		3,885,061
Grants	6,922,500	(100,000)	6,822,500
Land habitat and deer depredation	12,751,103	(61,520)	12,689,583
Noxious weed control	650,000		650,000
Missouri River enforcement	280,902	(6,989)	273,913
Grants, gifts, and donations	800,000		800,000
Nongame wildlife conservation	120,000		120,000
Lonetree Reservoir	1,961,841	(36,890)	1,924,951
Wildlife Services	768,800	(384,400)	384,400
Accrued leave payments		816,366	816,366
Total all funds	\$68,091,737	(\$1,117,868)	\$66,973,869
Less estimated income	68,091,737	(1,117,868)	66,973,869
General fund	\$0	\$0	\$0
FTE	157.00	1.00	158.00

Department No. 720 - Game and Fish Department - Detail of House Changes

	Corrects Executive Compensation Package ¹	Adjusts State Employee Compensation and Benefits Package ²	Provides Separate Line Item for Accrued Leave Payments ³	Adds Game Warden FTE Position ⁴	Reduces Funding for Agriculture Department Programs ⁵	Total House Changes
Salaries and wages	\$6,834	(\$793,618)	(\$764,414)	\$147,275		(\$1,403,923)
Operating expenses				59,488		59,488
Capital assets						

Grants					(100,000)	(100,000)
Land habitat and deer depredation	283	(31,481)	(30,322)			(61,520)
Noxious weed control						
Missouri River enforcement	38	(3,579)	(3,448)			(6,989)
Grants, gifts, and donations						
Nongame wildlife conservation						
Lonetree Reservoir	168	(18,876)	(18,182)			(36,890)
Wildlife Services					(384,400)	(384,400)
Accrued leave payments			816,366			816,366
Total all funds	\$7,323	(\$847,554)	\$0	\$206,763	(\$484,400)	(\$1,117,868)
Less estimated income	7,323	(847,554)	0	206,763	(484,400)	(1,117,868)
General fund	\$0	\$0	\$0	\$0	\$0	\$0
FTE	0.00	0.00	0.00	1.00	0.00	1.00

¹Funding is added due to a calculation error in the executive compensation package.

²This amendment adjusts the state employee compensation and benefits package as follows:

- Reduces the performance component from 3 to 5 percent per year to 2 to 4 percent year.
- Reduces the market component from 2 to 4 percent per year for employees below the midpoint of their salary range to up to 2 percent for employees in the first quartile of their salary range for the first year of the biennium only.
- Removes funding for additional retirement contribution increases.

³A portion of funding for permanent employees compensation and benefits is reallocated to an accrued leave payments line item for paying annual leave and sick leave for eligible employees.

⁴Funding is added for a new FTE game warden position (\$147,275) and related operating expenses (\$59,488).

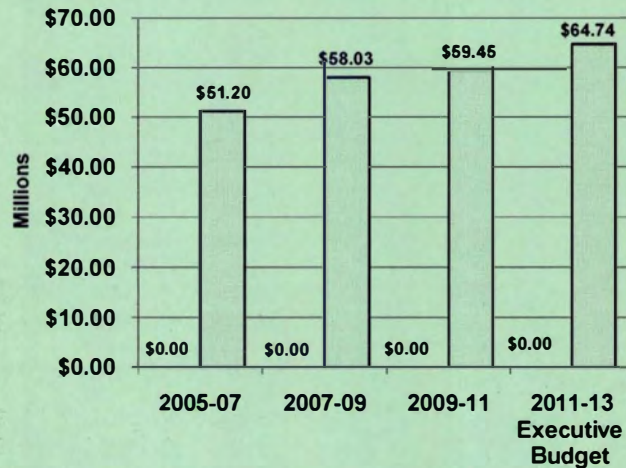
⁵Funding provided from the game and fish fund for Agriculture Department programs is reduced as follows:

- Funding for the Board of Animal Health is reduced from \$200,000 to \$100,000.
- Funding for the Wildlife Services program is reduced from \$768,800 to \$384,400.

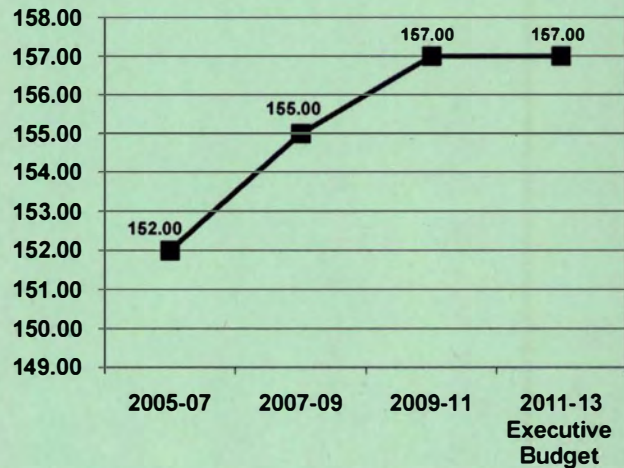
**Department 720 - Game and Fish Department
 Senate Bill No. 2017**

	FTE Positions	General Fund	Other Funds	Total
2011-13 Executive Budget	157.00	\$0	\$64,737,742	\$64,737,742
2009-11 Legislative Appropriations	157.00	0	59,463,938	59,463,938
Increase (Decrease)	0.00	\$0	\$5,273,804	\$5,273,804

Agency Funding



FTE Positions



■ General Fund □ Other Funds

Executive Budget Highlights

	General Fund	Other Funds	Total
1. Increases spending authorization to allow the department to receive funding related to energy development for surface damage and royalty payments and use the funding to improve wildlife management areas		\$400,000	\$400,000
2. Increases funding for boating access and development grants from \$1,635,000 to \$2,755,000		\$1,120,000	\$1,120,000
3. Adds funding for district office storage buildings		\$200,000	\$200,000
4. Adds one-time funding to allow the department to cost-share with the Parks and Recreation Department to raise the access road to Grahams Island State Park		\$400,000	\$400,000
5. Adds funding for video recording equipment for enforcement vehicles		\$175,000	\$175,000
6. Provides funding for fishing area improvements		\$875,000	\$875,000
7. Increases funding for the private land open to sportsmen program to provide total program funding of \$10.1 million		\$200,000	\$200,000
8. Provides \$100,000 of funding for department law enforcement activities on the Missouri River and \$100,000 of funding for grants to local law enforcement agencies for Missouri River law enforcement. The 2009 Legislative Assembly provided \$200,000 for grants to local law enforcement agencies for Missouri River law enforcement activities.		\$0	\$0

Other Sections in Bill

Oil and gas development surface damage - Section 2 provides that \$400,000 included in the grants line item is from surface damage, easements, or reclamation on department owned or managed properties as a result of mineral exploration and extraction.

Grahams Island State Park road project - Section 3 declares an emergency for funding of \$400,000 included for a grant to the Parks and Recreation Department for costs associated with the project to raise the elevation of the Grahams Island State Park access road.

Continuing Appropriations

No continuing appropriations for this agency.

Major Related Legislation

At this time, no major related legislation has been introduced for this agency.

HB 1017
February 19, 2013
Attachment 1

Prepared by the Legislative Council staff
for House Appropriations - Gov. Operations
February 13, 2013

LISTING OF PROPOSED CHANGES TO HOUSE BILL NO. 1017

Department - Game and Fish Department

Proposed funding changes:

Description	FTE	General Fund	Special Funds	Total
1 Add 1 FTE game warden position and related funding	1.00		\$206,763	\$206,763
2 Reduce funding provided from the game and fish fund for the State Board of Animal Health (from \$200,000 to \$100,000)			(100,000)	(100,000)
3 Reduce funding provided from the game and fish fund for the Wildlife Services program (from \$768,800 to \$384,400)			(384,400)	(384,400)
4 Add funding to correct a calculation error in the executive compensation package			7,323	7,323
Total proposed funding changes	<u>1.00</u>	<u>\$0</u>	<u>(\$270,314)</u>	<u>(\$270,314)</u>

Other proposed changes:

- 1 Incorporate into the final amendment the changes to the state employee compensation package approved by the full House Appropriations Committee (no action required by the Government Operations division)



Kim Molesworth #1
HB 1017
3-13-13

March 13, 2013

**HB 1017
2013-2015 Appropriation Request
North Dakota Game and Fish Department**

The Game and Fish Department is a special fund agency using only hunting, fishing, and boat license revenue and federal funding.

Our 2013-15 Governor's executive budget recommendation is \$68,091,737. This is a total increase of \$547,577 from the 2011-2013 adjusted appropriation of \$67,544,160. The House reduced our budget by \$1.3M; details will be addressed in the testimony.

Revenue Projections:

Federal revenue is expected to be as follows:

Federal Aid in Wildlife Restoration Act *	\$13,000,000
Federal Aid in Sport Fish Restoration Act *	\$ 9,000,000
Recreational Boating Safety Program	\$1,272,000
State Wildlife Grants	\$1,000,000
Misc. Federal Grants	\$600,000
Bureau of Reclamation (Lonetree)	<u>\$1,759,543</u>

Total Federal Revenue \$26,631,543

State Revenue by Fund:

Game and Fish Fund (Licenses + Misc.)	\$26,235,000
Private Land Habitat Fund	\$3,250,000
Nongame Wildlife Fund (Donations)	\$37,000

Total State Revenue \$29,522,000

Total All Revenue \$56,153,543

* **Wildlife Restoration Act** – funds are from excise taxes on the sale of guns, ammo and archery equipment which is allocated to the states by a formula based 50% on the amount of land area of the state relative to the rest of the states, and 50% based on the number of hunting license holders in a state relative to other states.

***Sport Fish Restoration Act** – funds are from excise taxes on fishing equipment and motorboat fuel which is allocated to the states by the same formula above with the exception of using the number of fishing license holders vs hunting licenses.

Federal Revenue Decrease

- USFWS Sport Fish Restoration Act funds - were at a high in 2009 of \$4.4M and are now leveling off and continue to decrease. FY12 = \$3.8M which is what we had in FY07.
- USFWS Wildlife Restoration Act funds - are predicted to stay at current levels or even increase. FY10 was an all time high of \$7.1M. FY12 decreased to \$5.4M. Our projection for 2013-15 of \$13M may be slightly high.
- USFWS State Wildlife Grants funds - have decreased \$300K
- USDA Chronic Wasting Disease funds – have been eliminated. (It was \$200K.)
- USFWS Aquatic Nuisance Species funds – decreased to \$30K

If federal funds decrease we have to cut programs or use licensing revenue.

License & Special Revenue Decrease

- A reduction of 2012 deer licenses resulted in a \$893K decrease in revenue.
- Interest: 2013-15 estimate \$250K. FY07 = \$1.1M, FY09 = \$500K, FY12 = \$115K

License Sales

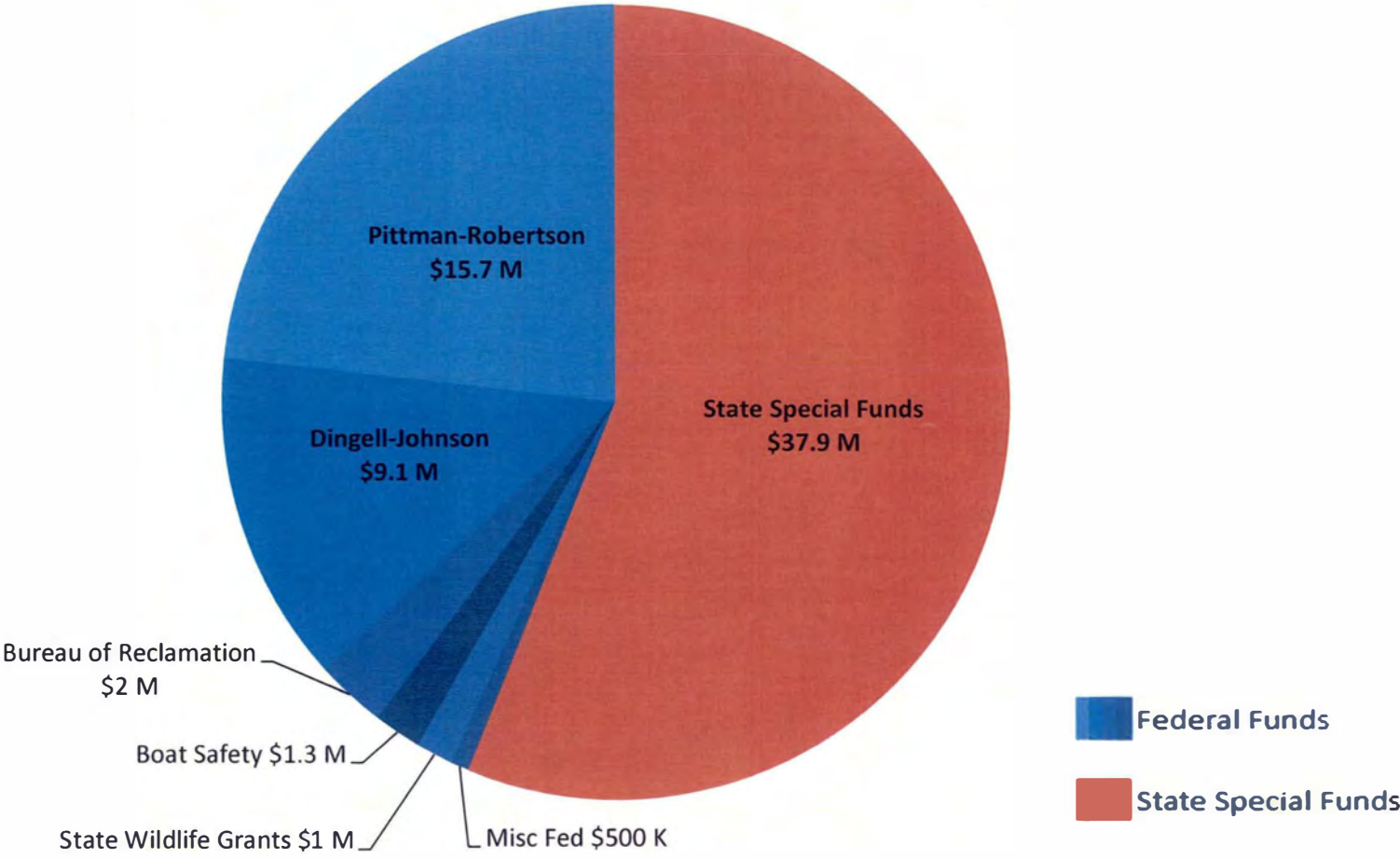
Deer license sales have significantly decreased over the last 3 years due to harsh winters. **2009** – 125,783; **2010** – 101,216; **2011** – 85,748; **2012** – 65,000 approx.

General Game licenses for residents and nonresidents decreased in 2011 by 4,205 and 4,558 respectively.

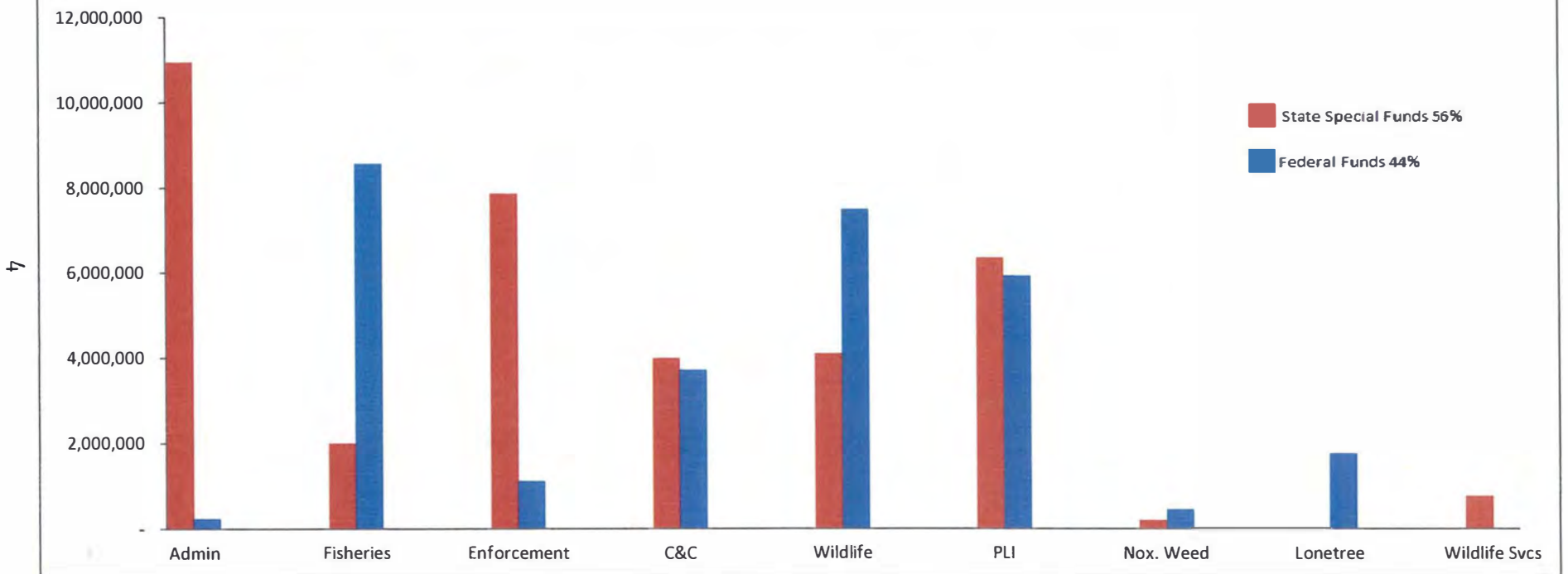
Fishing licenses have significantly increased.

As of 12/31/12	2011	2012	
Res. Fishing	17,578	25,833	47.0%
NR 3 Day Fishing	8,351	11,460	37.2%
NR 10 Day Fishing	1,915	2,514	31.3%
NR Annual Fishing	6,695	13,275	98.3%

North Dakota Game and Fish Department
2013-15 Expenditures by Funding Source



North Dakota Game and Fish Department
2013-15 Revenue by Division

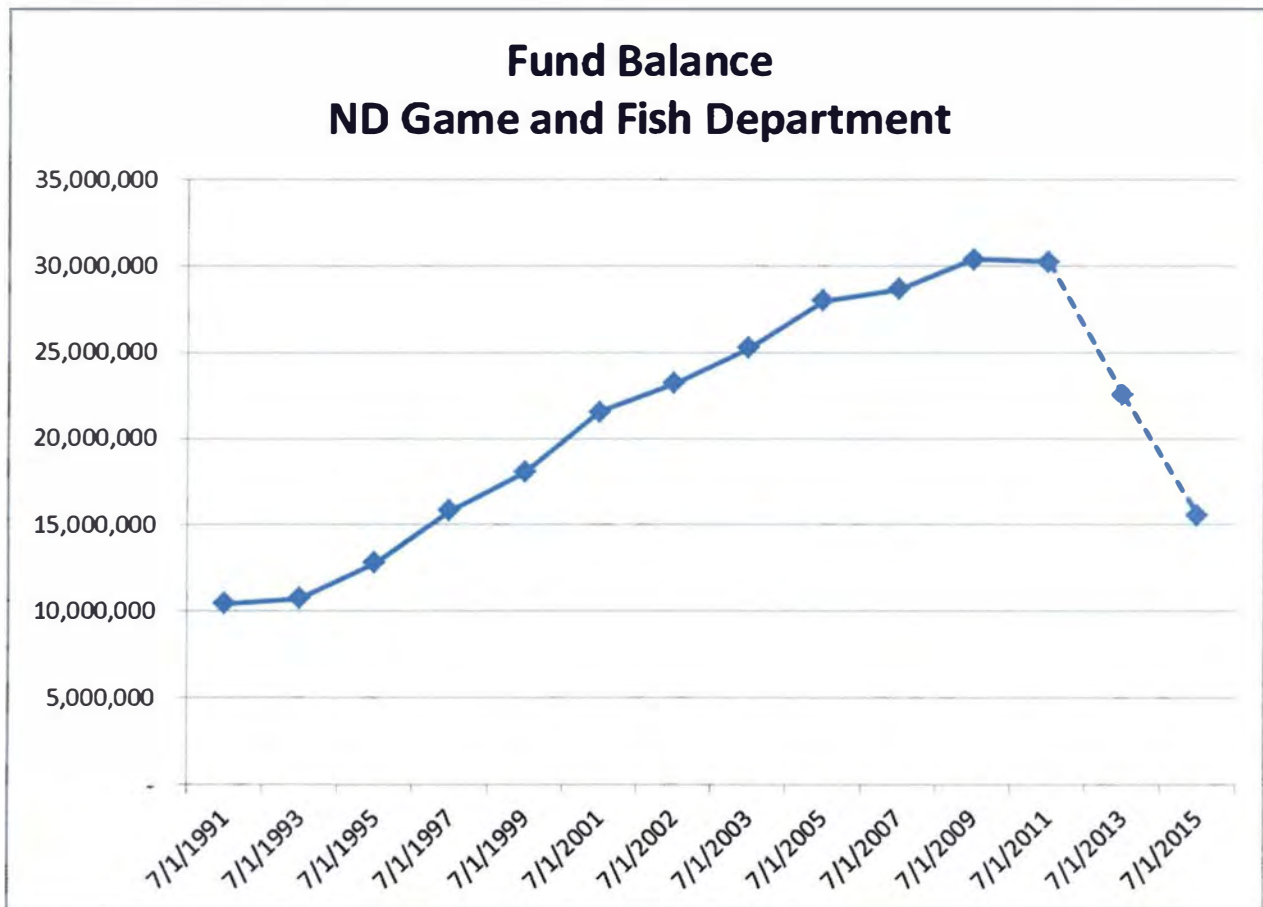


Fund Balances

Projections for 2011-13 and 2013-15 are as follows:

	<u>6/30/13</u>	<u>6/30/15</u>
Game and Fish Fund	\$22,536,441	\$13,658,135
Private Land Habitat Fund	\$1,302,711	\$1,878,913
Non-Game Wildlife Fund	\$101,978	\$18,978
Total	\$23,941,130	\$15,556,026

Per NDCC 20.1-02-16.1, the fund balance shall not be reduced below \$15M unless authorized by the budget section.



REQUEST/RECOMMENDATION COMPARISON SUMMARY

720 Game and Fish Department
Biennium: 2013-2015

Bill#: HB1017

Description	Expenditures Prev Biennium 2009-2011	Present Budget 2011-2013	2013-2015 Requested		Requested Budget 2013-2015	2013-2015 Recommended		Executive Recommendation 2013-2015
			Incr(Decr)	% Chg		Incr(Decr)	% Chg	
By Major Program								
Administrative Services	13,746,180	11,672,674	(478,267)	(4.1%)	11,194,407	(114,378)	(1.0%)	11,558,296
Fisheries	9,792,505	14,031,870	(3,370,574)	(24.0%)	10,661,296	(3,044,712)	(21.7%)	10,987,158
Enforcement	6,387,112	8,448,558	243,458	2.9%	8,692,016	809,389	9.6%	9,257,947
Communications and Conservation	5,403,200	7,529,198	189,048	2.5%	7,718,246	509,925	6.8%	8,039,123
Wildlife	22,719,860	25,861,860	1,574,034	6.1%	27,435,894	2,387,353	9.2%	28,249,213
Total Major Programs	58,048,857	67,544,160	(1,842,301)	(2.7%)	65,701,859	547,577	0.8%	68,091,737
By Line Item								
Salaries and Wages	21,299,732	24,019,028	747,463	3.1%	24,766,491	2,835,262	11.8%	26,854,290
Operating Expenses	10,222,921	12,524,493	572,747	4.6%	13,097,240	572,747	4.6%	13,097,240
Capital Assets	3,623,554	4,183,170	(298,109)	(7.1%)	3,885,061	(298,109)	(7.1%)	3,885,061
Capital Construction Carryover	1,032,622	198,880	(198,880)	(100.0%)	0	(198,880)	(100.0%)	0
Grants-Game and Fish	6,810,319	10,218,500	(3,296,000)	(32.3%)	6,922,500	(3,296,000)	(32.3%)	6,922,500
Land Habitat & Deer Depredation	11,922,624	12,062,224	600,000	5.0%	12,662,224	688,879	5.7%	12,751,103
Noxious Weed Control	490,819	600,000	50,000	8.3%	650,000	50,000	8.3%	650,000
Missouri River Enforcement	0	200,000	70,000	35.0%	270,000	80,902	40.5%	280,902
Grant-Gift-Donation	203,366	800,000	0	0.0%	800,000	0	0.0%	800,000
Nongame Wildlife Conservation	113,211	120,000	0	0.0%	120,000	0	0.0%	120,000
Lonetree Reservoir	1,360,889	1,749,065	10,478	0.6%	1,759,543	212,776	12.2%	1,961,841
Wildlife Services	968,800	868,800	(100,000)	(11.5%)	768,800	(100,000)	(11.5%)	768,800
Total Line Items	58,048,857	67,544,160	(1,842,301)	(2.7%)	65,701,859	547,577	0.8%	68,091,737
By Funding Source								
General Fund	0	0	0	0.0%	0	0	0.0%	0
Federal Funds	26,043,475	32,402,607	(3,152,968)	(9.7%)	29,249,639	(2,217,974)	(6.8%)	30,184,633
Special Funds	32,005,382	35,141,553	1,310,667	3.7%	36,452,220	2,765,551	7.9%	37,907,104
Total Funding Source	58,048,857	67,544,160	(1,842,301)	(2.7%)	65,701,859	547,577	0.8%	68,091,737
Total FTE	157.00	157.00	0.00	0.0%	157.00	0.00	0.0%	157.00

DEPARTMENT BUDGET

The Department's overall budget increased less than 1% from 2011-13 to the Governor's Executive Budget Recommendation for 2013-15.

The House created a new line item titled Accrued Leave Payments in the amount of \$816,366, by decreasing salaries in our Salaries and Wages line, Land Habitat and Deer Depredation line, Missouri River Enforcement line, and Lonetree Reservoir line, to be used for paying annual leave and sick leave for eligible employees. This amount is significantly overstated for the department. We request the full amount be reinstated to the appropriate lines.

DIVISIONAL BUDGETS

Brief details on the budgets for the Department's five divisions are presented below:

1. **ADMINISTRATIVE SERVICES DIVISION** - Costs in this division include:

- Secretarial support for all Divisions
- Licensing section costs including lotteries
- Accounting costs
- Information Technology costs
- Travel
- All Department utility, telephone, office rental, janitorial, office supply, insurance, postage, air craft costs, office machine rental, and other similar costs
- Credit card transaction fees - \$330,000
- Legal services from Attorney General's office
- Costs for the Game and Fish Advisory Board
- Statewide Cost Allocation payment to OMB - \$200,000
- North Dakota Risk Management fund - \$22,277
- Buildings, Grounds, Vehicle Maintenance Supplies – includes \$35,000 for engine overhaul for the Scout airplane
- Costs for the Director, Deputy Director, Administrative Services Division Chief, and Data Processing Coordinators.
- **In Lieu of Tax payments for all Department lands - \$1,000,000**
- **Capital Assets line - \$485,891** for extraordinary repairs to Department facilities statewide.
- Grants – \$307,000 for cooperative grants to local groups for game and fish related projects.

Rent Allowance - Our operating budget included **\$200,000 for rent allowance** for staff in oil impacted areas. The House removed this amount from our budget. Our Rent Allowance policy mirrors the Dept. of Transportation's policy. We have an existing

employee who has been in the same apartment for years and his rent went up to \$2,000 per month in Sept. 2012. We are paying him a monthly rent allowance. Also, in the 2011-13 biennium we've had turnover of 5 positions in the Williston office (2 biologists, 2 wardens, 1 admin. assistant). The new staff filling these positions can't find affordable housing. They are currently living in park model trailers at our office parking lot. These trailers are meant for summer temporary help and not for full time FTE. We have these staff on the list for apartments being built by the Williston College Foundation and a staff rent allowance will be necessary. We are requesting the \$200,000 for rent allowance be reinstated in our budget.

The department's Grant-Gift-Donation line of \$800,000 is used as follows:

- Grants and gifts received for special projects are used as desired by the donor. The department has money from an estate for fishing access work. Also a grant for bighorn sheep work is expected to continue.
- Revenue received for surface damage, easements, and reclamation on department owned or department managed properties as a result of mineral exploration and extraction activities. The department manages Corps of Engineers (COE) and department lands along Lake Sakakawea and the Missouri River. Also the Killdeer Mountain WMA was purchased with U.S. Fish and Wildlife Service (USFWS) federal funds. There is significant oil activity on these lands. The COE and USFWS require that this money be spent by the department on these specific areas that are affected. This line allows the department to receive revenue and turn around and spend the funds on the required areas. This funding is often used for road repairs, fencing, habitat development and similar work.
- Royalty payments received for the department's 160 acre mineral lease in the Killdeer Mountains WMA. These funds are used to employ one full-time temporary biologist to assist the significant increase in work load due to oil activity on our WMA's. We are also using these funds on a grant to conduct a comprehensive assessment of the impact of oil and gas development on mule deer populations in western North Dakota. The study is from 2012-2015 and the department's share is \$284,373 over a 4 year period.

The Administrative Services Division budget is decreased by the Capital Construction Carryover line per OMB budget guidelines.

2. FISHERIES DIVISION - This program includes fish production and distribution, fishery research and surveys, fishing area and boating facility development and maintenance and a Save Our Lakes program. Today, there are over 400 fishing water bodies in North Dakota compared to 168 in 1988.

Operating Expenses – the division has experienced significant inflation in material costs (e.g. steel, gravel, cement, etc.)

Grants – Total \$3,793,000:

- \$1,200,000 for boating access and development. These grants are used for cost sharing with local governments on fishing and boating facilities. This was decreased by approximately \$2.4M from 2011-13.
- \$914,000 in grants is to pay the Department's share of costs for the Garrison Dam National Fish Hatchery. This is a \$394K increase from 2011-13.
- \$667,000 in grants used for creel surveys and Aquatic Nuisance Species.
- \$122,000 is included for boating access related costs to ND Parks and Recreation Department for state parks.
- Misc. other grants.

Capital Assets line – Total of \$610,000:

- \$467,980 in extra ordinary repairs for dam repairs, hatchery repairs and fishing and boating facilities on Department managed lands. High and low water conditions at Devils Lake, Lake Sakakawea and the Missouri River have been major challenges for the boating access program. The Department receives 75% federal funding for most of the work in this division. In some cases the 25% match comes from local partners such as park boards.
- \$142,000 for equipment over \$5,000 - boat motors, trailer replacement, electrofishing boat replacement.

Save Our Lakes Program – These projects include sediment dams, shoreline enhancements and building of earthen piers, establishment of buffer zones, building of rock weirs, building of wetlands, waste management systems, active hypolimnetic pumping systems, passive low water draw downs, fencing projects, alternate water sources (well), planting of trees and grasses in riparian areas, sediment removal, purchase of equipment for cooperating agencies, gravel spawning substrates, establishment of wave breaks and underwater boulder habitats.

\$400,000 is budgeted from the private lands line item for this type of work. Dollars from the private lands line item can be spent only on private land. A significant portion of our watershed work will be on private land.

3. ENFORCEMENT DIVISION - This budget supports a staff of thirty-seven law enforcement employees. The House adjustment increased one game warden FTE. The majority of the operating budget is for State Fleet and travel costs. Game wardens are very dependent on vehicles to do their work. \$210,000 is included for replacement boats, snowmobiles and all-terrain vehicles. One new boat for the Missouri River is also included. The division has a replacement cycle for equipment.

Missouri River Enforcement line - \$280,902 is budgeted for this special line. Expenditures include salaries, operating, and equipment related to enforcement activities on and along the Missouri River in the Burleigh and Morton county area. Grants are also given to local law enforcement agencies to help with the Missouri River enforcement. This line is funded 50% from federal boat safety funds and 50% from the State Water Commission.

4. CONSERVATION AND COMMUNICATION DIVISION - Programs include aquatic and hunter education, nongame wildlife program, ND Outdoors magazine, ND Outdoors weekly television program, boating education, web page management, environmental review and supplying general information to the public. Also, natural resource related reviews and recommendations are provided to private and government entities.

Grants – Total \$1,942,500:

- \$362,500 for shooting range grants throughout the state. Federal funding is passed on to local groups that provide the matching funds for shooting facilities for public use and for hunter education.
- \$80,000 for boat safety grants to counties funded by 50% federal funds.
- \$500,000 is included for youth programs, archery in schools and Hooked on Fishing.
- \$1,000,000 is included in grants for the State Wildlife Grant Program. This federally funded program works primarily with wildlife species that are not hunted. The match is normally provided by the grant recipient.

Capital Assets line – Total of \$425,000 in extra ordinary repairs for shooting range improvements at McLean Bottoms, Lewis and Clark WMA and Wilton WMA.

Nongame Wildlife line - \$120,000 is budgeted for this special line which is supported by the income tax check off.

5. WILDLIFE DIVISION - This budget includes private land habitat and deer depredation programs, operating costs for Department managed lands, wildlife surveys and investigations, and grants to organizations on cooperative projects.

Grants – Total \$780,000:

- \$680,000 is included for grants with wildlife groups and organizations on cooperative projects and wildlife research projects conducted through universities.
- \$100,000, per House adjustment, to reimburse the State Veterinarian for costs related to oversight of farmed wildlife producers and the administration of wildlife propagation permits.

Capital Assets line – Total \$1,154,170:

- \$148,170 for extra ordinary repairs like fences, roads, water control structures and similar work on department wildlife management areas (WMA) statewide.
- \$206,000 for equipment over \$5,000 – replacement farm equipment, snowmobiles, trailers, mowers and other items.
- \$800,000 is included for land acquisitions of small tracts near wildlife management areas, possibly in-holding or round-outs that may come up during the biennium. This amount is the same as the 2011-13 biennium.

Noxious Weed Control line - \$650,000 is requested for the work on department lands. This line is increased by \$50,000 from the 2011-13 biennium.

Wildlife Services line - \$384,400, per House adjustment, is used to support Wildlife Service's animal damage control work in the Ag Department.

Lonetree line - A \$1,961,841 appropriation is requested to operate the Lonetree area. The Lonetree area consists of over 30,000 acres of land managed for wildlife purposes. The North Dakota Game and Fish Department manages and provides technical services for this area for the State of North Dakota as laid out in the Garrison Diversion Reformulation Act. The budget for this line increased 12% from 2011-13. 100% of the funding for this budget comes from the Bureau of Reclamation. The budget continues to include funding for 5 staff, operating, equipment, maintenance and development for this area. Capital assets include \$150,000 for a heated storage building.

Private Land Habitat and Deer Depredation line – A \$12,751,103 appropriation is requested to operate this special line. This line is commonly called the Private Land Initiative (PLI) line. This line is not just for our PLOTS program, it also includes deer depredation and administrative costs for the PLI line. The budget increased approximately 5.7% from 2011-13. Approximately 35% of this program is funded with interest earned on game and fish funds and from habitat stamp sales. Cash from the regular game and fish fund along with federal funds is used to fund the other 65%.

Of the total line, the budget for the PLOTS Program is 9.8 million of which \$8 million is landowner payments. We had a goal to reach 1 million acres of public hunting access on private land by the year 2009. We reached that goal two years early in September 2007, and it has been maintained to date until recently it fell below the 1 million acres. PLOTS acres available for the 2012-2013 hunting season was approximately 836,000 acres. A chart of PLOTS acres by program is attached to this testimony.

The PLOTS program also includes \$500,000 in grants for the Voluntary Public Access and Habitat Incentive Program also known as the Open Fields grant which is used for public access payments to landowners. These are federal funds from the USDA.

The line includes \$1,100,000 mandated last session by SB2227 to be budgeted to provide wildlife feeding and other winter management practices on lands impacted by big game depredation. A one-time increase of \$400,000 to this line is included to bring the base budget for deer depredation to the mandated \$1.1M.

PLOTS Acres Available for 2012-13 Hunting Season

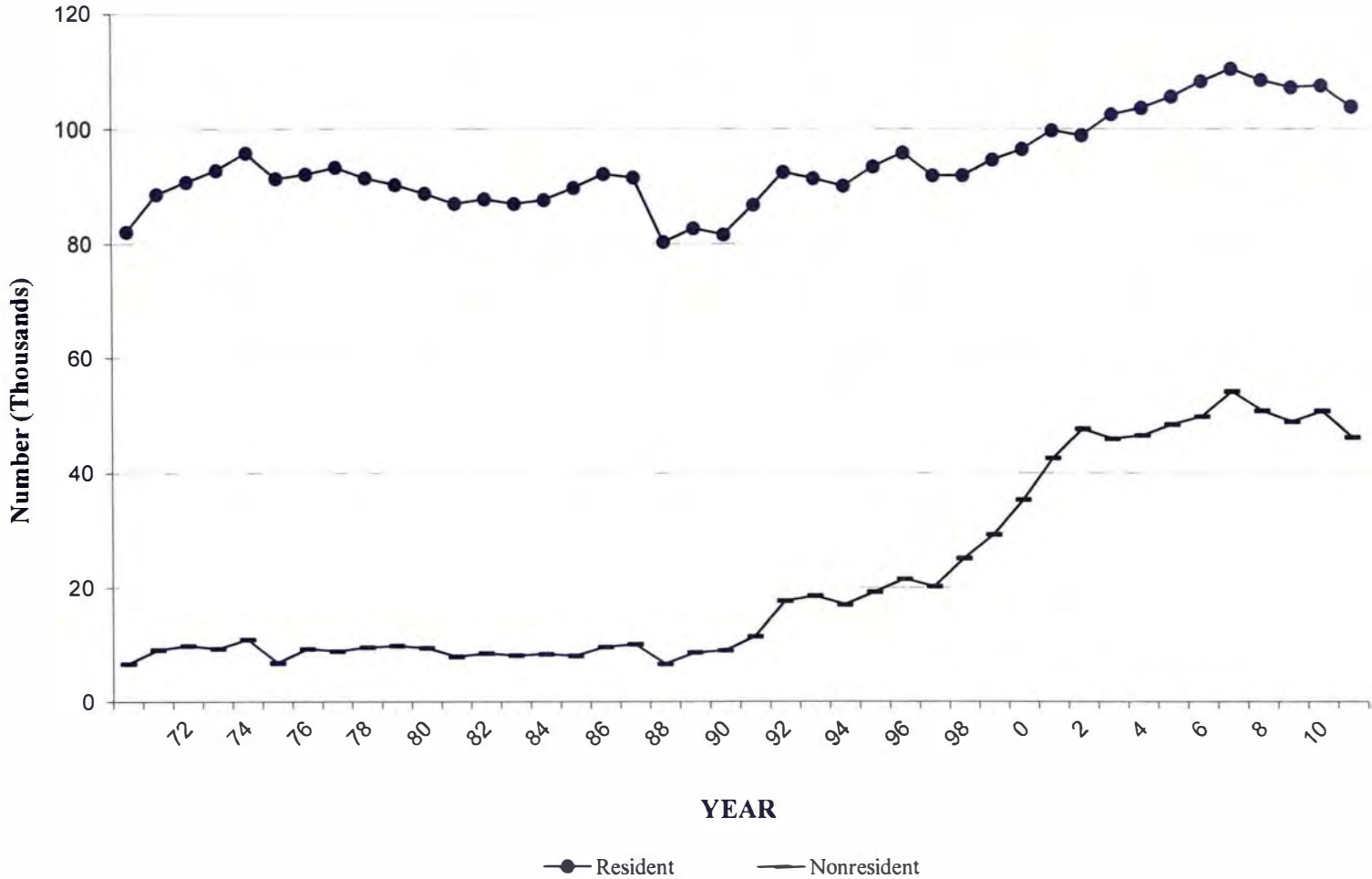


North Dakota Game and Fish Department Private Land Initiative 2012 PLOTS Program Acreage

<u>Program Type</u>	<u>Total Acres</u>
Beginning Farmer Program	3,080
CREP/Coverlocks	14,015
CRP Access Program	248,626
Food Plots	464
Habitat Plots	114,153
Other	23,306
Private Forest Conservation Program	10,549
Tree Planting Cost Share Program	3,920
Working Lands Program	404,560
WRP Incentive Program	14,231
Totals	836,904

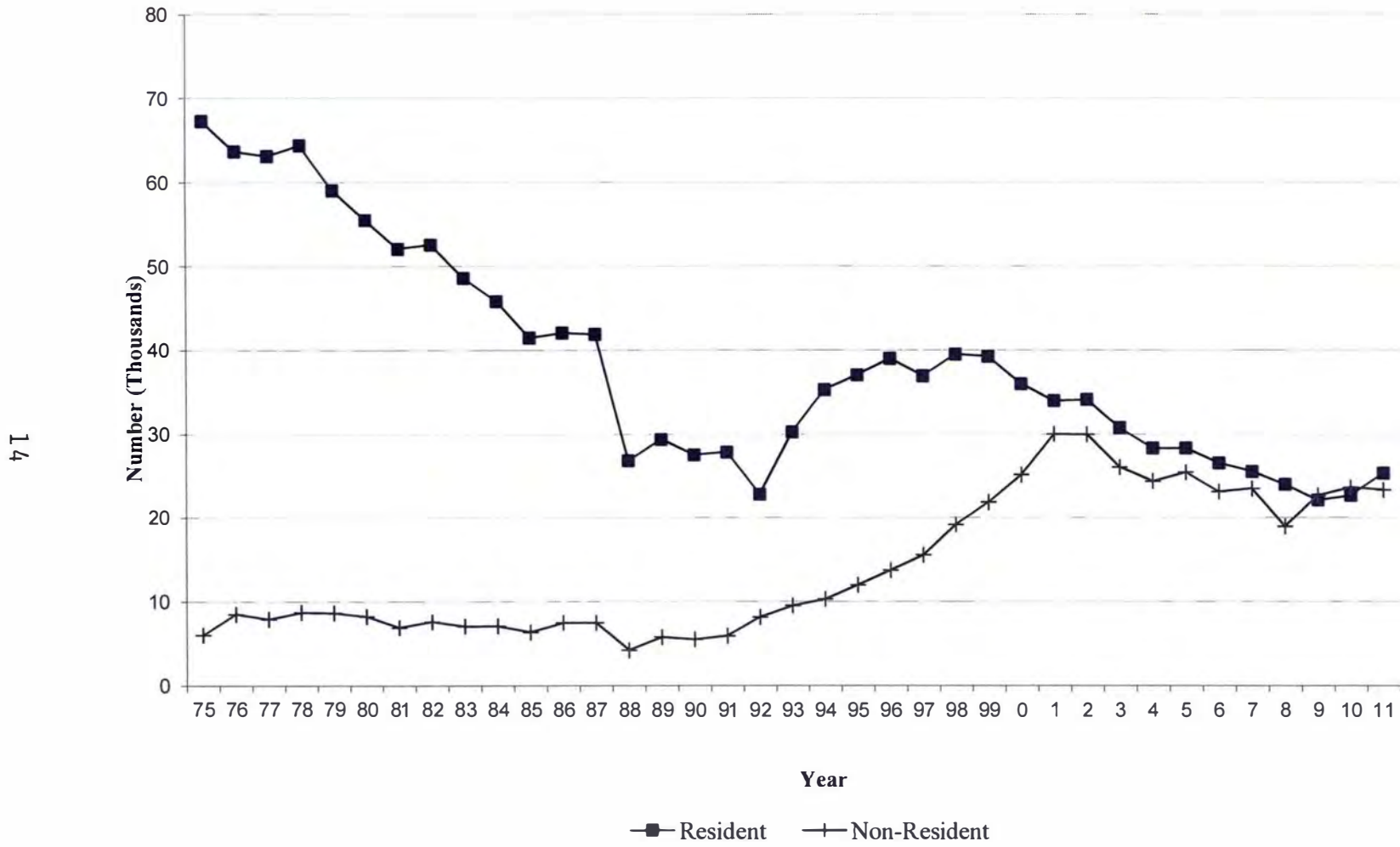


NORTH DAKOTA GENERAL GAME LICENSE SALES

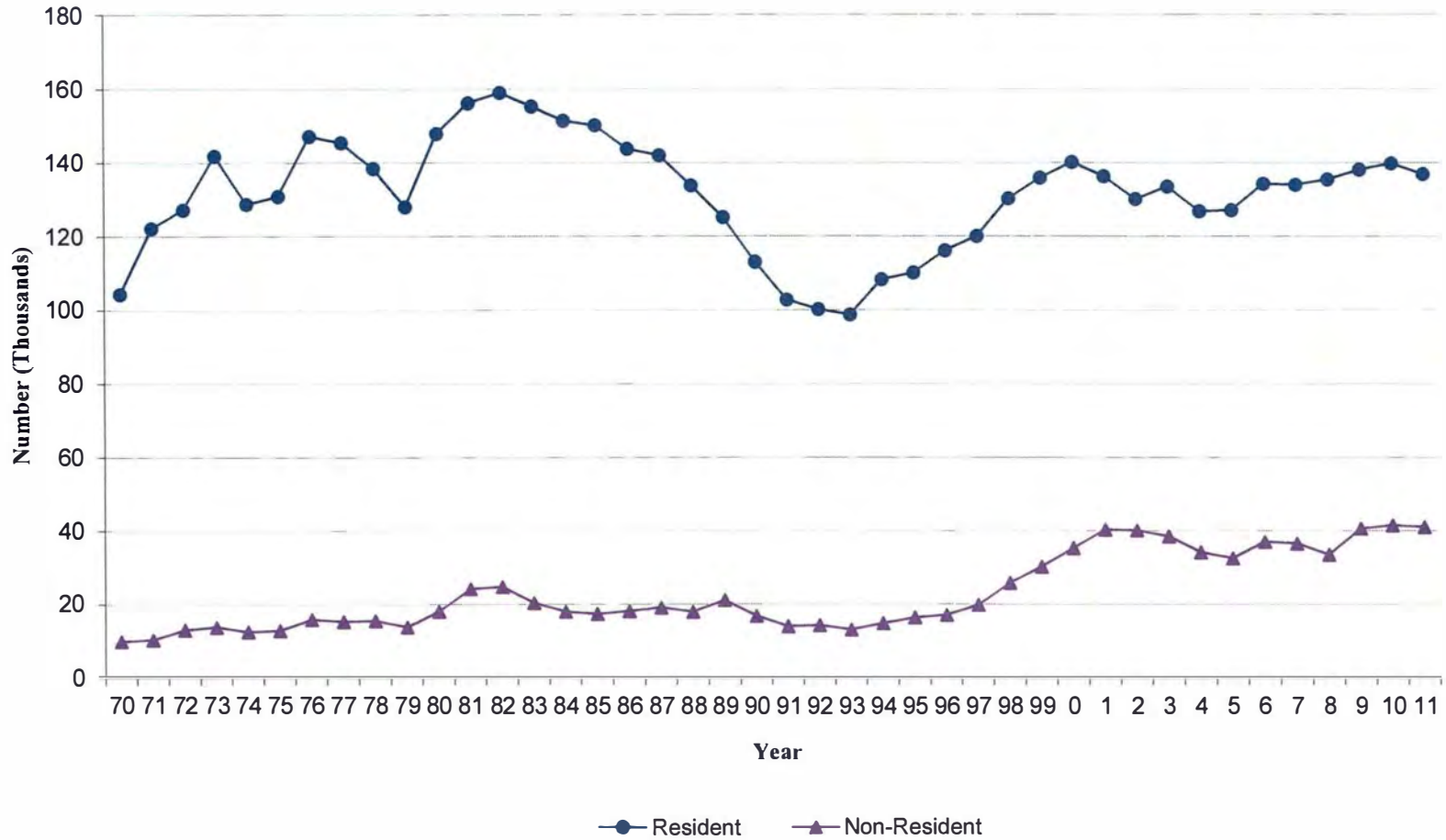


Waterfowl Hunters

North Dakota



North Dakota Fishing License Sales



NDGFD Potential Land Acquisitions as of January 2, 2013

HB 1013
3-13-13 #2

The Department has been contacted by individuals with the following tracts. They are interesting in selling these tracts to the Department to be maintained as Wildlife Management Areas (WMA).

- 1) Pembina County – 80 acres – Tract is solid woods along the Pembina Gorge. It is bordered by WMA on the north and south sides (appraisal completed).
- 2) Nelson County – 87 acres – About 37 acres of the tract is above water. Borders Hoghaug WMA on the west and Stump Lake on the east (appraisal completed).
- 3) Sargent County – 47 acres – Borders Tewaukon WMA on the south and the Wild Rice River on the north. Land is currently in CRP. (appraisal completed)
- 4) Kidder County – 1000 acres – Next to Dawson WMA.
- 5) Kidder County – 337 acres – Addition to Karl T. Fredrick WMA (appraisal completed).
- 6) Sheridan County – 20 acres – Addition to Lonetree WMA.
- 7) Pierce County – 580 acres – Tract borders shore of Buffalo Lake and only $\frac{3}{4}$ mile from WMA.
- 8) Pembina County – 360 – Dunklee WMA addition. EWP on this piece with no Ag. use allowed.
- 9) Cavalier County – 80 acres – Pembina Hills WMA addition. 20.9 acres in CRP and the rest is wooded.
- 10) Adams County – 480 acres – Land is currently in CRP
- 11) Hettinger County – 80 acres – Land is currently in CRP
- 12) Mountrail County – 95 acres – Adjacent to Palermo WMA. Tract is wetland and grass land.
- 13) Pembina County – 40 acres – Adjacent to Pembina Gorge WMA's. Tract is all wooded.
- 14) Towner County – 640 acres – Expiring CRP and wetlands.
- 15) Towner County – 160 acres – Adjacent to WPA.
- 16) Walsh County – 140.5 acres – Tract is enrolled in WRP with no Ag. use. Tract is next to Red River.

Two maps are included for each listed tract, one close up "a" and one zoomed out "b".

Potential Acquisition # 1a

80 acres

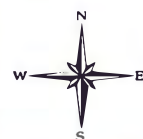


Map Features

 Offered Tract

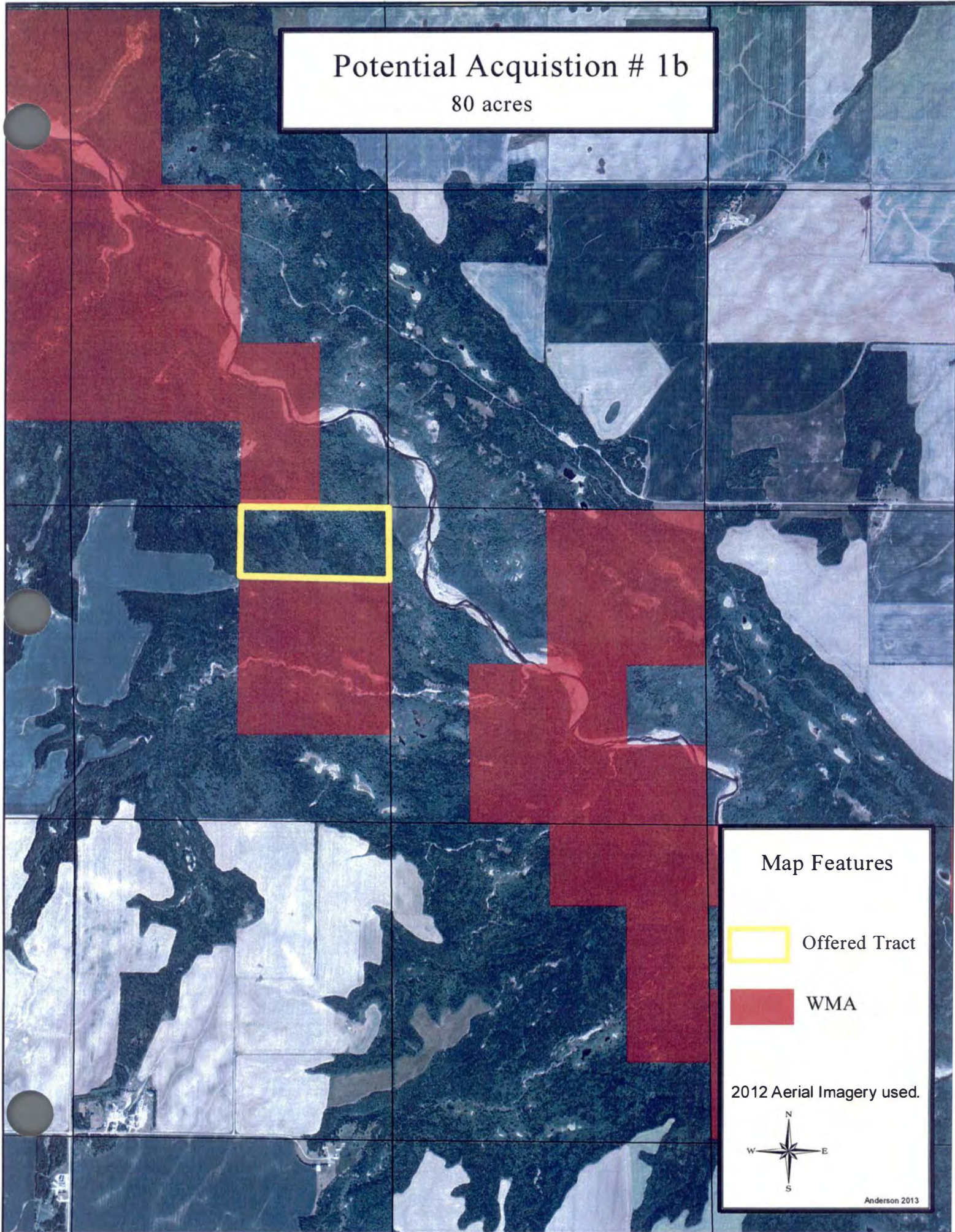
 WMA

2012 Aerial Imagery used.



Potential Acquisition # 1b

80 acres



Map Features

 Offered Tract

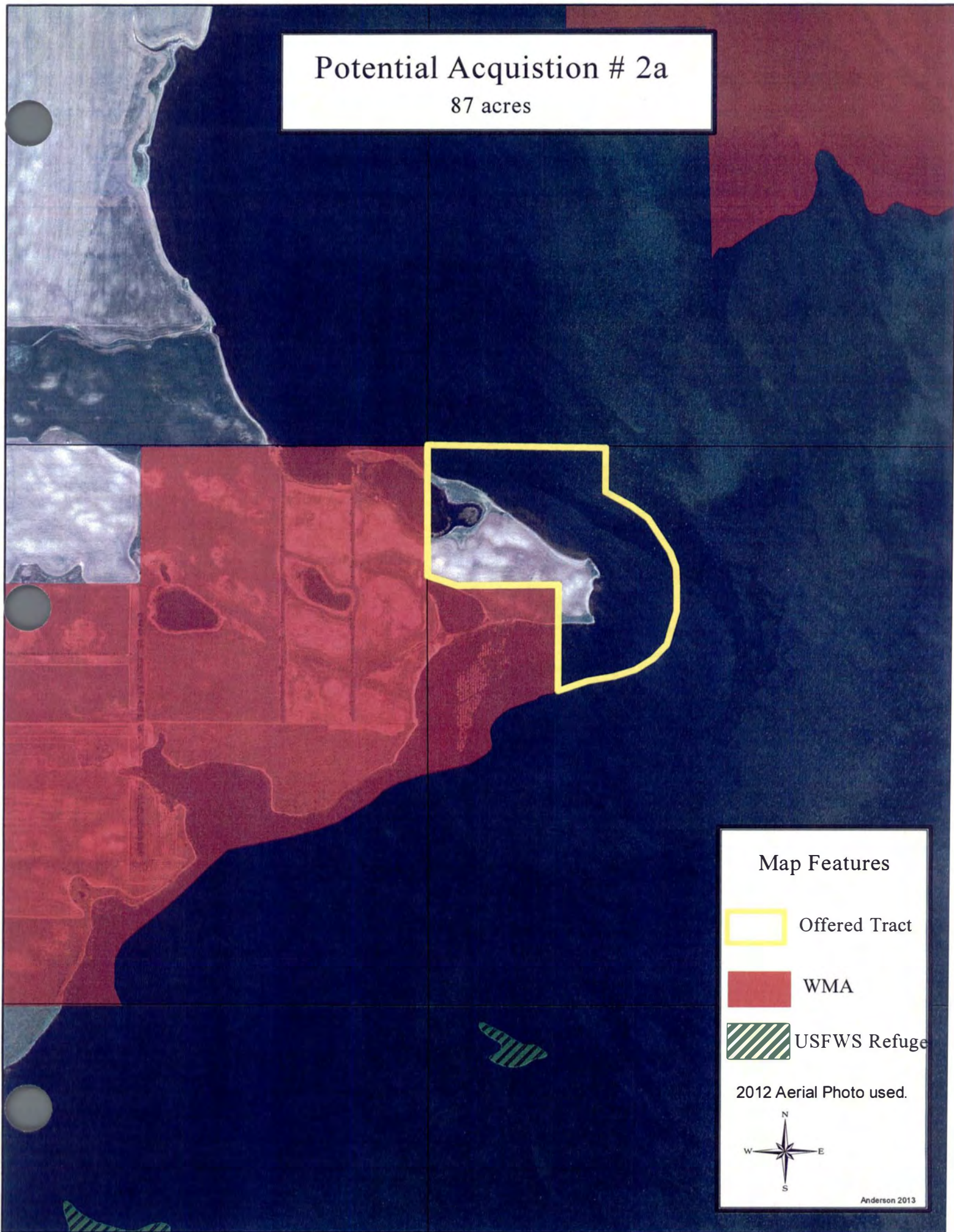
 WMA

2012 Aerial Imagery used.



Potential Acquisition # 2a

87 acres



Map Features

 Offered Tract

 WMA

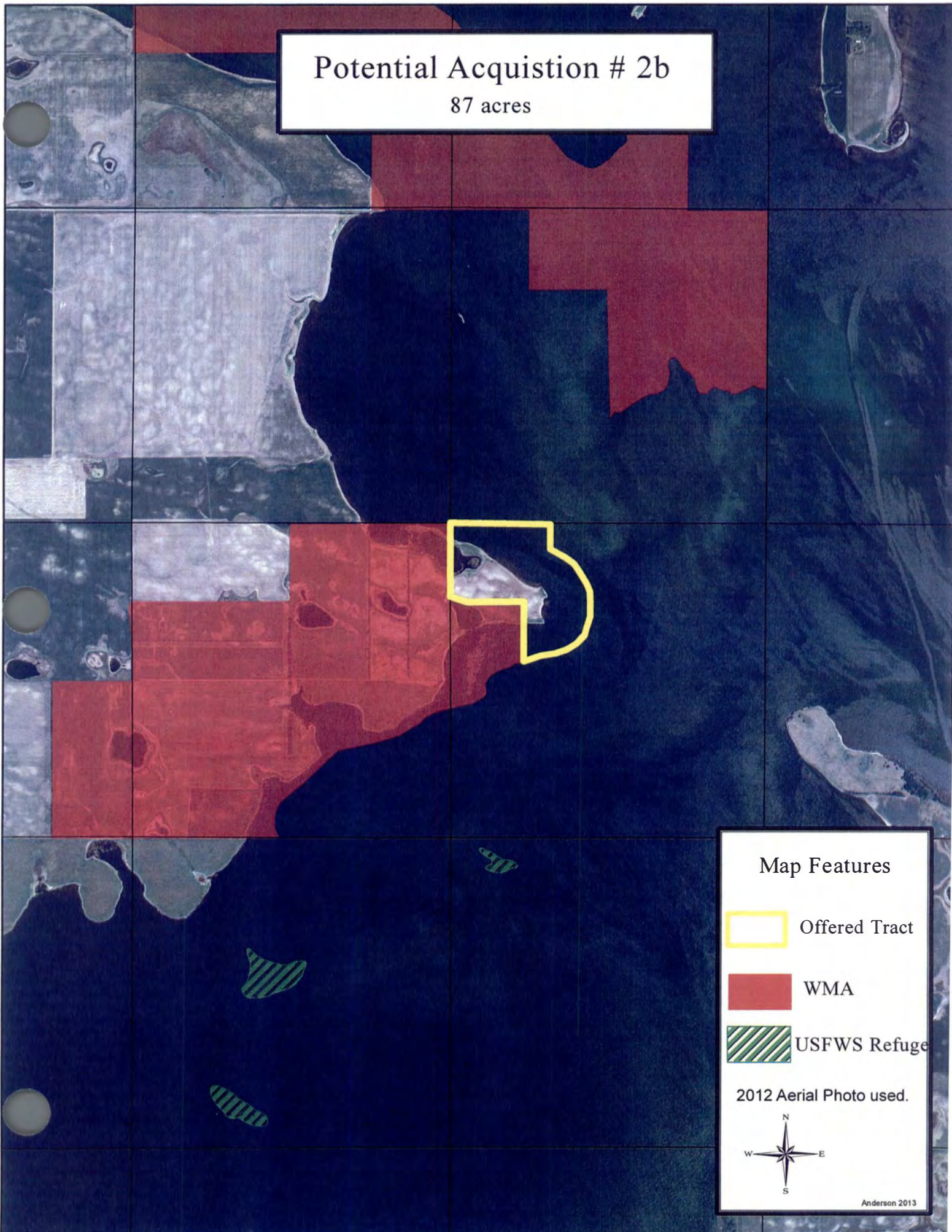
 USFWS Refuge

2012 Aerial Photo used.



Potential Acquisition # 2b

87 acres



Map Features

 Offered Tract

 WMA

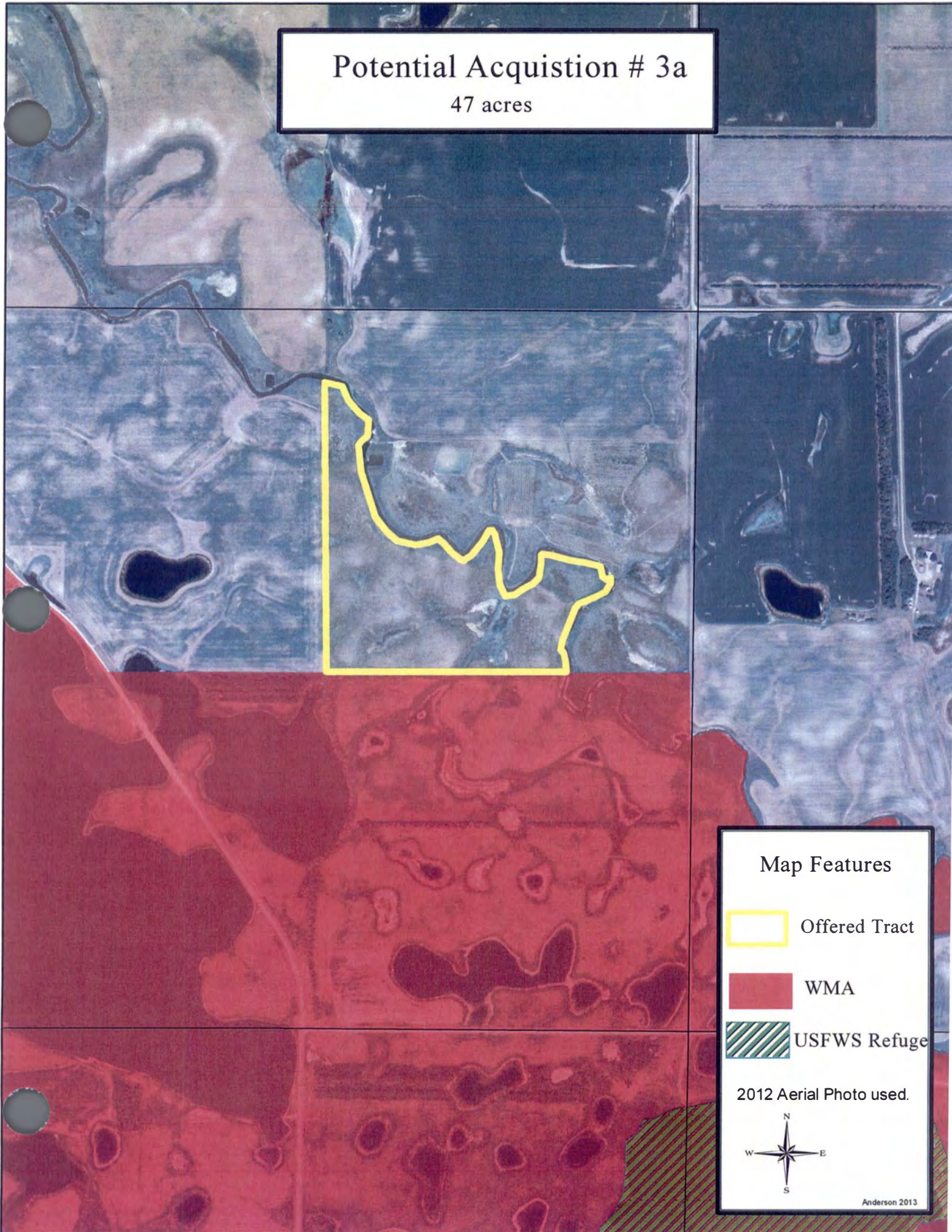
 USFWS Refuge

2012 Aerial Photo used.



Potential Acquisition # 3a

47 acres



Map Features

 Offered Tract

 WMA

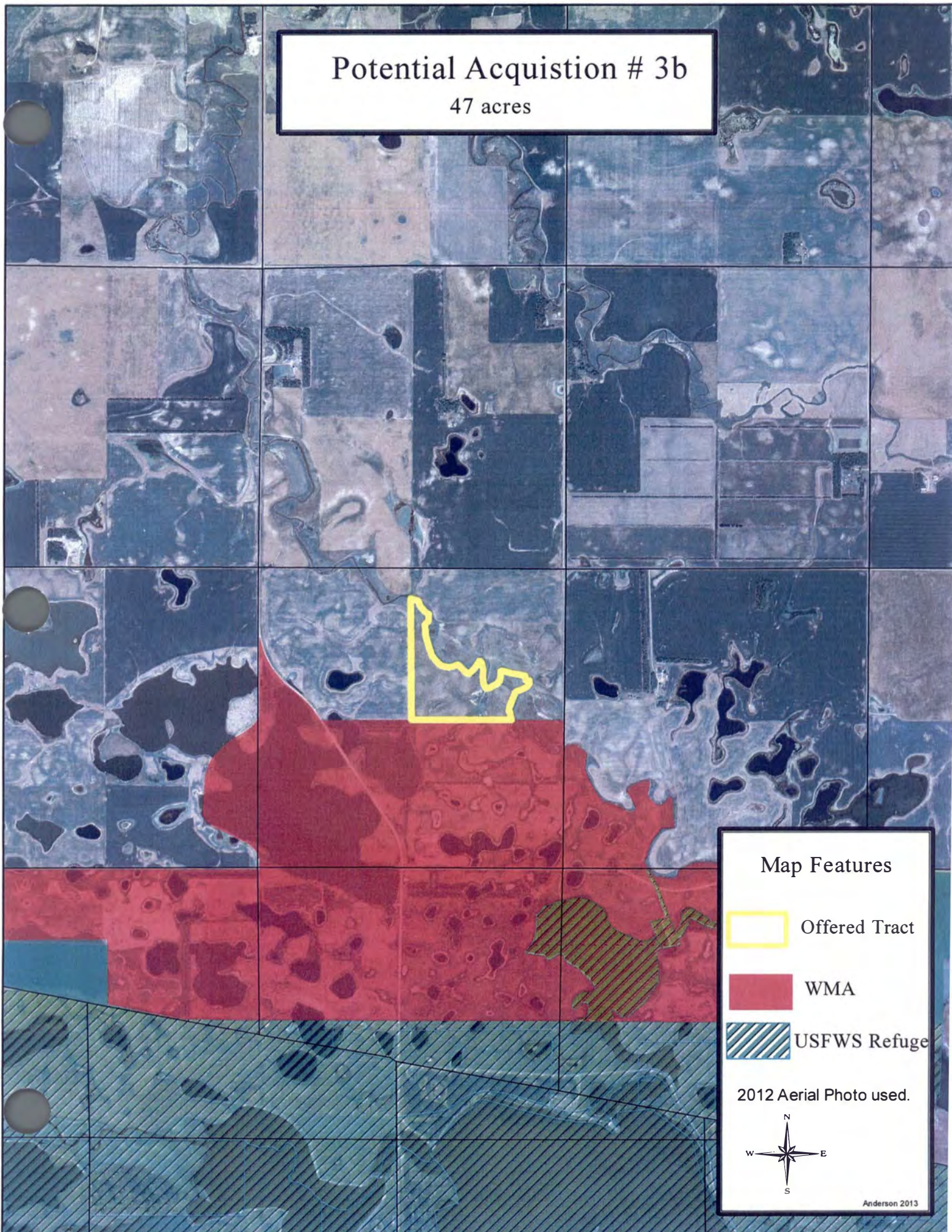
 USFWS Refuge

2012 Aerial Photo used.






Potential Acquisition # 3b

47 acres



Map Features

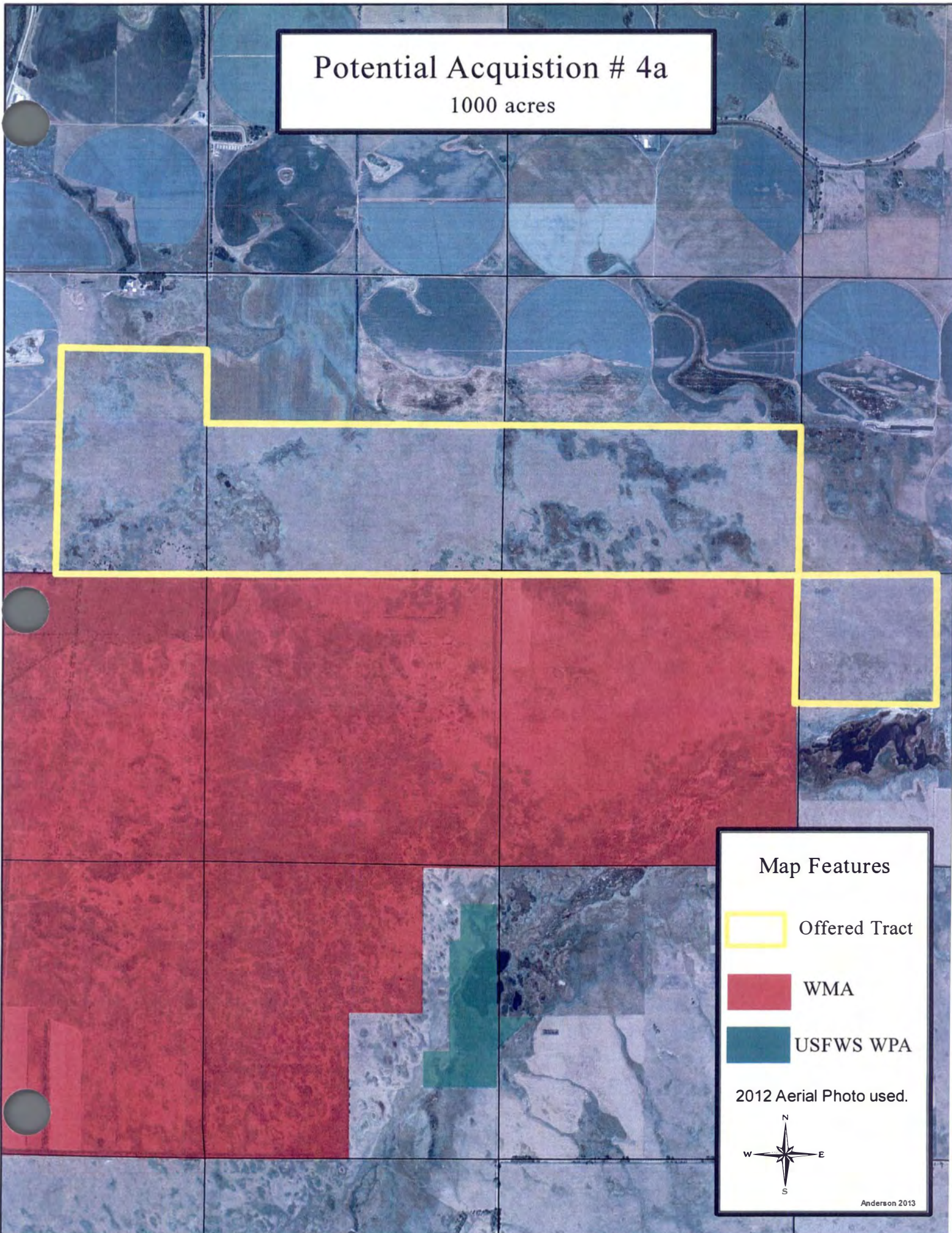
-  Offered Tract
-  WMA
-  USFWS Refuge

2012 Aerial Photo used.






Potential Acquisition # 4a

1000 acres



Map Features

-  Offered Tract
-  WMA
-  USFWS WPA

2012 Aerial Photo used.



Potential Acquisition # 4b

1000 acres

Map Features

-  Offered Tract
-  WMA
-  USFWS Refuge
-  USFWS WPA

2012 Aerial Photo used.






Potential Acquisition # 5a

337 acres



Map Features

-  Offered Tract
-  WMA
-  USFWS WPA

2012 Aerial Photo used.






Potential Acquisition # 5b

337 acres



Map Features

-  Offered Tract
-  WMA
-  USFWS WPA

2012 Aerial Photo used.



Potential Acquisition # 6a

20 acres



Map Features

 Offered Tract

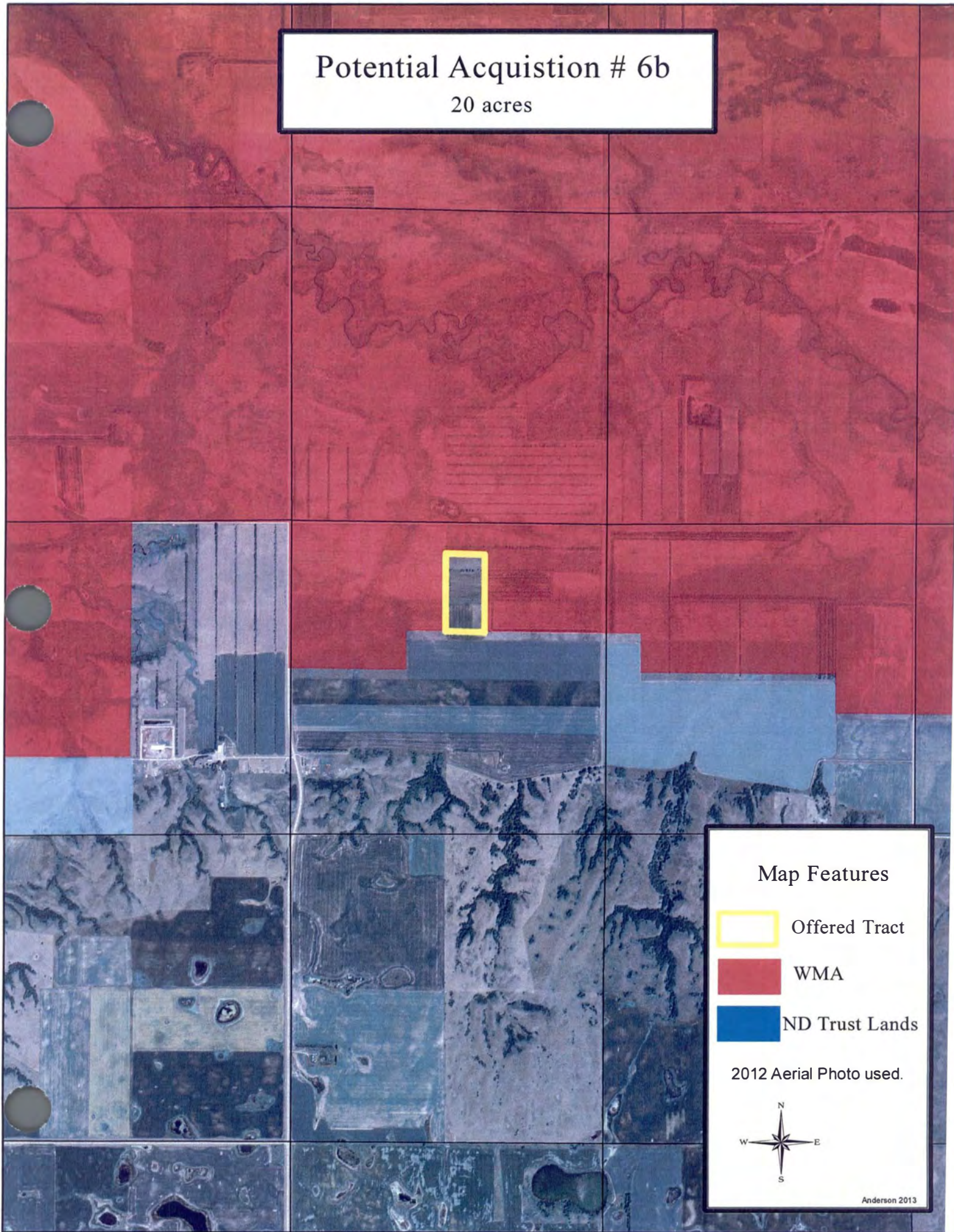
 WMA

2012 Aerial Photo used.



Potential Acquisition # 6b

20 acres



Map Features

 Offered Tract

 WMA


 ND Trust Lands

2012 Aerial Photo used.



Potential Acquisition # 7a

580 acres



Map Features




Offered Tract

2012 Aerial Photo used.



Potential Acquisition # 7b


580 acres



Map Features

 Offered Tract

 WMA

 ND Trust Lands

 USFWS WPA

2012 Aerial Photo used.



Potential Acquisition # 8a
360 acres



Map Features

 Offered Tract

 WMA

2012 Aerial Photo used.



Potential Acquisition # 8b

360 acres



Map Features

-  Offered Tract
-  WMA

2012 Aerial Photo used.



Anderson 2013

Potential Acquisition # 9a

80 acres



Map Features

 Offered Tract

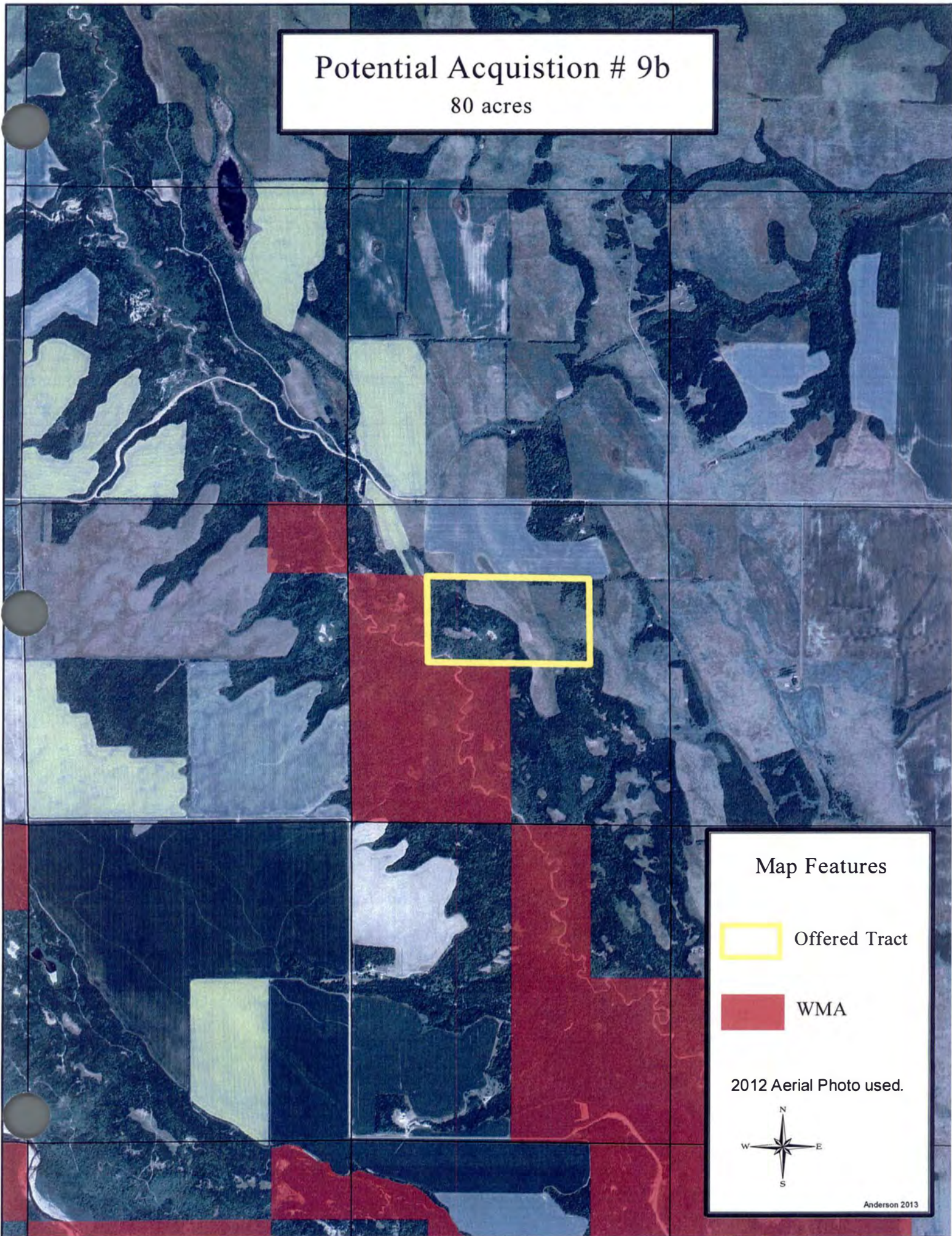
 WMA

2012 Aerial Photo used.



Potential Acquisition # 9b

80 acres



Map Features

 Offered Tract

 WMA

2012 Aerial Photo used.



Potential Acquisition # 10a
480 acres



Map Features



Offered Tract

2012 Aerial Photo used.



Potential Acquisition # 10b

480 acres



Map Features



Offered Tract

2012 Aerial Photo used.



Potential Acquisition # 11a

80 acres



Map Features

 Offered Tract

2012 Aerial Photo used.



Potential Acquisition # 11b

80 acres



Map Features


 Offered Tract

2012 Aerial Photo used.



Potential Acquisition # 12a

95 acres



Map Features

 Offered Tract

 WMA

2012 Aerial Photo used.






Potential Acquisition # 12b

95 acres



Map Features

-  Offered Tract
-  WMA
-  USFWS WPA

2012 Aerial Photo used.



Potential Acquisition # 13a
40 acres



Potential Acquisition # 1

Map Features

 Offered Tract

 WMA

2012 Aerial Photo used.



Potential Acquisition # 13b

40 acres



Map Features

 Offered Tract


 WMA

2012 Aerial Photo used.



Potential Acquisition # 14a

640 acres



Map Features


 Offered Tract

2012 Aerial Photo used.



Potential Acquisition # 14b

640 acres



Map Features


-  Offered Tract
-  USFWS WPA
-  ND Trust Lands

2012 Aerial Photo used.






Potential Acquisition # 15a

160 acres



Map Features


-  Offered Tract
-  USFWS WPA
-  USFWS Refuge

2012 Aerial Photo used.



Potential Acquisition # 15b

160 acres



Map Features



Offered Tract



USFWS WPA




USFWS Refuge

2012 Aerial Photo used.



Potential Acquisition # 16a

140.5 acres



Map Features

 Offered Tract

2012 Aerial Photo used.



Potential Acquisition # 16b

140.5 acres

Minnesota

Map Features

 Offered Tract

2012 Aerial Photo used.





North Dakota Chapter

Mike McEnroe


HB 1017

3-13-13

#3

THE WILDLIFE SOCIETY

P.O. BOX 1442 • BISMARCK, ND 58502



**TESTIMONY OF MICHAEL R. McENROE
NORTH DAKOTA CHAPTER THE WILDLIFE SOCIETY
HOUSE BILL 1017
SENATE APPROPRIATION COMMITTEE
MARCH 13, 2013**

**Chairman Holmberg and Members of the Senate Appropriations
Committee:**

My name is Mike McEnroe and I am representing the North Dakota Chapter of The Wildlife Society, a professional organization representing over 350 wildlife biologists, land managers, law enforcement officers, university professors and researchers in the natural resource field. I am here this afternoon to speak in support of the North Dakota Game and Fish Department's budget, House Bill 1017. The Chapter also requests robust increases in the level of funding and additional FTEs in the Game and Fish Department's appropriation.

Two other bills, HB 1130 and SB 2231, have been introduced and passed that call for increases in a number of the hunting license fees. While these bills are not a part of HB 1017, we will strongly supported the fee increases at those hearings. Sportsmen and women across the State at the winter Advisory Board meetings have given strong support for the Game and Fish Department budget, not just to build the reserve fund but to implement on the ground conservation programs.

Specifically, we request funding and FTEs for four additional game wardens, three located in the western portion of the State and one in the east. House Appropriations has already added one warden position. In support of our request I have attached a sheet showing the statistics on wildlife enforce cases in the western half of the State. An attached recent article from Dakota Country magazine describes wildlife law

enforcement problems in western North Dakota; un-authorized camping and garbage and waste disposal on Wildlife Management Areas, increased poaching and vandalism, increased public use by an increasing population, and the mis-representation on purchasing resident hunting and fishing licenses.

We request funding for three FTEs for the Game and Fish Department to handle additional work on oil and gas issues. The State Land Board has directed the Game and Fish Department to review and provide recommendations on all leases for oil development on State Trust Lands (School Lands). The Game and Fish Department has developed Geographic Information System (GIS) maps for important wildlife species in oil country (mule deer, pronghorn, bighorn sheep, elk, sage grouse, eagles, and terns and plovers), in order to assist oil companies in avoiding and minimizing impacts. The Department has developed a set of Recommended Management Practices (RMPs), again to assist the oil industry in minimizing and avoiding impacts from oil development on private land, which make up 90 percent of the new wells. All these efforts are having positive results, and the oil companies are requesting Department staff for assistance in planning oil development. Current staffing plans did not anticipate this oil and gas workload.

We request funding additional for the Fisheries Division to work on the 390 lakes the Department now manages for sport fishing, up from about 180 several years ago. In addition, the impacts of the 2011 flood on the Missouri River and Lakes Sakakwea and Oahe are just being determined. The federal government's budget problems threaten funding for the two federal hatcheries in North Dakota. The Game and Fish Department has a unique partnership with the U. S. Fish and Wildlife Service and currently covers about half the management costs of the two hatcheries. Depending on federal budgets, the Department may have to pick up the slack or in a worse case, take over the two hatcheries.

Lastly, the Private Lands Open to Sportsmen (PLOTS) program has declined from over 1.1 million acres three years ago to 836,000 acres this past fall. Declining Conservation Reserve Program (CRP) acreages, high commodity prices and cash rents, and a growing agricultural economy have all contributed to the decline in the acreage and quality of the PLOTS tracts. Increased funding through an increase in the

Habitat stamp in the license fee bills (1130 and 2231) should be targeted at increased rental payments for landowners enrolling land in this popular and highly successful program.

There have been no meaningful across-the-board increases in hunting and fishing licenses since the 1980s. The cost for a small game, general hunting license and habitat stamp is currently \$ 19 for over four months of upland game hunting. Most boxes of shotgun shells cost more than that. A deer license has been \$ 20 since 1983. You cannot buy a box of rifle shells for less than \$ 20. A fishing license costs \$8; that's the cost of a scoop of minnows and a gallon of gas.

The North Dakota Chapter of the Wildlife Society, on behalf of over 200,000 sportsmen and women, strongly requests your support of an increased budget for the Game and Fish Department.

Thank you and I will answer any questions you may have.

Regions 3 & 4 citations

08- 771

09- 609

10- 904

11- 967

12- 1304

Game & Fish Dept - LE statistics

67% increase

Incidents

08-1276

09- 1349

10- 1433

11- 1562

12- 1814

42% increase

Other LE agencies staffing


Williams Co. - now 34 deputies (doubled)

Dunn Co. - from 3 to 11

McKenzie Co. - from 5 to 14

Watford City PD - 3 to 10

Game & Fish - zero new staff



by Patricia Stockdill

Wildlife Enforcement in the **OIL PATCH**

Up until a few years ago, North Dakota Game and Fish Department game warden **Brent Schwan**, Watford City, recognized many of the vehicles whose owners were hunting and fishing in his district. But lately, not only does he not recognize vehicles or their owners, he's spending extensive time not watching and checking hunters and anglers, but on Game and Fish Department Wildlife Management Areas policing the influx of people using

and abusing the state's natural resources.

"It's been as frustrating of a spring as I've ever had," he admitted, "There's been significant damage to the WMAs."

The users and abusers aren't hunters and anglers, the user group for whom WMAs are generally intended, and the user group paying for their development, enhancement and policing, Schwan explained.

For years, hunters and anglers enjoyed free camping on WMAs

and could stay up to 10 days. While that's still the case on many WMAs across North Dakota, several in western and west-central North Dakota now have camping restrictions or are closed to all overnight camping.

It's an attempt to reduce a burgeoning amount of garbage strewn and dumped throughout the WMAs, Schwan said, and to crack down on extensive off-trail abuse of Lake Sakakawea shoreline and uplands. People are "mudding", Schwan described,

Western North Dakota is large country, and tracking poachers with no addresses is an expanding problem for wardens

the Oil Patch can be delayed in getting to a scene, game warden **Mike Raasakka** described, with heavy traffic on paved roads and state highways and township and county gravel roads in pathetic travel conditions.

Raasakka is stationed in Stanley, whose local Cenex station is emblazoned with the words "Bakken Central" at its entrance. The station, like many others in Raasakka's district, quit selling hunting and fishing licenses because clerks are too busy.

Statewide, North Dakota is experiencing increasing resident and nonresident licensing violations, Hoenke said, a combination of people not buying licenses or not understanding North Dakota's residency licensing requirements. Some people mistakenly think a resident fishing license from their home state is legal in North Dakota, Hoenke said. Other times, people don't remember to buy a license or are willing to simply take their chances they won't be caught. Sometimes vendors inadvertently give misinformation regarding residency requirements. However, it's the license buyer's responsibility, not a vendor's, Raasakka said.

The Game and Fish Department has an educational program to help license buyers and vendors address residency questions.

In addition, people aren't reading North Dakota's fishing and hunting regulations, Hoenke said, and mistakenly think the state's regulations are the same as their home state.

Many people coming to work in the Oil Patch don't have boats, Raasakka described, so small lakes in his district are experiencing an influx of users. For example, Raasakka checked anglers at tiny White Earth Dam one day, a lake that used to be considered busy if a couple of people were casting from shore.

"There were 25 people there that afternoon," he said.

Overall, the influx of people and activity in the Oil Patch extends to an influx of wildlife enforcement activity.

"The more volume of people you have, the more problems you have," Hoenke concluded. •

Enforcement problems in the oil patch by Patricia Stockdill

With 28 field wardens, four field supervisors, two wildlife enforcement investigators and one chief warden, North Dakota has one of the nation's smallest wildlife enforcement staffs, ND Game and Fish chief warden Bob Timian said.

Despite growing human populations and corresponding growth in wildlife-related enforcement issues, western North Dakota doesn't top the state when it comes to the number of wildlife violations and enforcement issues.

"Where do we have the most calls? Where the most people live," Timian said. "In just the volume of calls and field checks, dividing (the state) into regions, the southeast (Fargo, Bismarck and their surrounding areas) has the largest number of cases," he said.

However, based on 2008 through 2011 tracking of the number wildlife-related incidents and activities or calls involving a warden's response, "We have seen some slight trending up in certain cases (in western North Dakota)," Timian added. "As the population size increases, calls for service for wardens and violations will increase."

The big unknown is if increased warden demands translate into increased numbers of wardens in western North Dakota. Perhaps a bigger question, "Do we need more staff in the field?" Timian said, "is how do we get them out there, how do we get them to stay?"

Like many western businesses and government agencies, employees are leaving jobs for more lucrative employment in the Oil Patch. However, employers face more than the question of finding staff. The staff they find must have a place to live and wages competitive enough to handle increased living costs.

"We're not unique. Every state agency has been hit," Timian said. •



Rhino Linings®



WORK HARD

PLAY HARDER!



Protects against
impact, abrasion
and rust.
Slip resistant.



www.puklich-chevrolet.com

Hwy. 83 N. Bismarck • 223-5800 • 1-800-552-2299

Moose poaching among expansion problems in western, ND

by Patricia Stockdill

Once again, North Dakota's moose seem to be an easy target for poachers.

North Dakota Game and Fish Department game wardens **Jim Burud** and **Alan Howard** cracked a November 2011 moose-poaching case near Plaza. While moose still garner the attention of the state's resident poachers, Burud said their novelty seems to lend them as easy targets for people moving into North Dakota from areas where moose don't exist.

Dusty Clem, whose last known address was Plaza, is charged with five counts in the moose-poaching incident. Mountrail County State's Attorney **Wade Enget** said charges include three Class A misdemeanors: Illegal taking of a big game animal (moose), illegal possession of a big game animal, (white-tailed deer) and illegally transporting a big game animal (moose). In addition, Clem faces two Class B misdemeanors, illegal hunting of a big game animal out-of-season and concealment of a big game animal. Both charges involve the poached moose.

Clem is awaiting his initial court appearance where he will enter a plea.

A second suspect, **William Gilpin**, whose last known address was Makoti, was charged April 24, 2012 with six counts. Four relate to the moose incident: Hunting without resident big game license, illegal taking of big game animal, aiding in concealing big game and illegally transporting a big game animal. Two charges relate to the deer incident -- failure to tag big game and hunting in wrong unit.

While big game poaching tends to generate negative reactions among the public, Enget said people often are especially angry when cases involve moose. People enjoy seeing moose, he said. Even though they're becoming more commonplace across North Dakota's prairie, their presence still generates interest among people as they talk about where they've been observed or if they're still in a particular area, he added.

Burud agreed that most of his poaching cases involve deer, yet as moose numbers increase the number of moose poaching cases tends to increase, as well. The public helped with the moose incident by reporting it through the RAP (Report All Poachers) system, a simple, no-names-asked telephone number, (800) 472-2121. •

The advertisement features a central logo for "ULTIMATE OUTDOOR ADVENTURES TV" with a silhouette of a deer and trees. It is divided into three sections, each with a photo of a hunter and their trophy, and broadcast information. The left section is for Western North Dakota, the right for Eastern North Dakota, and the bottom center for Jason Wright. A Facebook logo is in the bottom right corner.

John Arman
WESTERN NORTH DAKOTA
KNDX-TV & KXND-TV
Saturdays
5:00 P.M. CST
Local Fox TV Station

Kurt Schradt
EASTERN NORTH DAKOTA
KVRR, KJRR,
KBRR & KNRR
Saturdays
6:30 P.M. CST
Local Fox TV Station

Jason Wright

Facebook®
Become a fan

#1

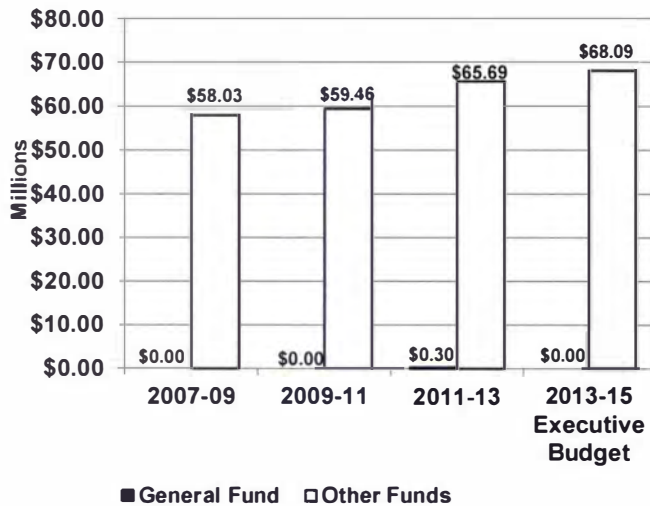
(Green Sheet)

**Department 720 - Game and Fish Department
 House Bill No. 1017**

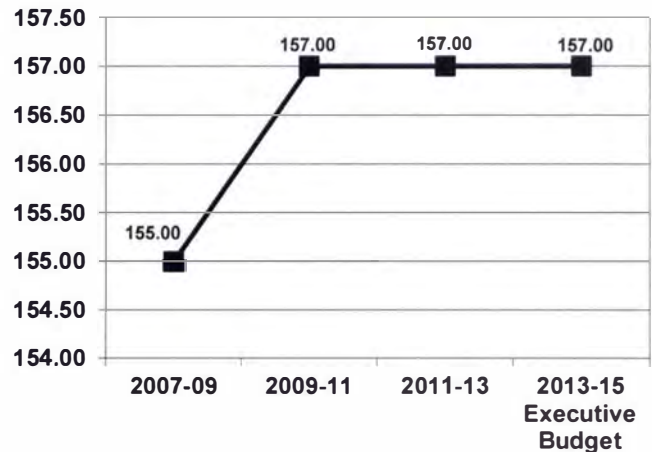
	FTE Positions	General Fund	Other Funds	Total
2013-15 Executive Budget	157.00	\$0	\$68,091,737	\$68,091,737
2011-13 Legislative Appropriations	157.00	300,000 ¹	65,687,742	65,987,742 ²
Increase (Decrease)	0.00	(\$300,000)	\$2,403,995	\$2,103,995

¹Reflects a \$300,000 transfer from the general fund to the game and fish fund.
²The 2011-13 appropriation amounts do not include \$2.5 million of additional special funds authority resulting from Emergency Commission action during the 2011-13 biennium.

Agency Funding



FTE Positions



First House Action

Attached is a summary of first house changes.

**Executive Budget Highlights
 (With First House Changes in Bold)**

	General Fund	Other Funds	Total
1. Provides funding for department facility repairs		\$485,891	\$485,891
2. Provides funding for fishing area projects (\$467,980), shooting range improvements (\$425,000), and wildlife management area improvements (\$148,170)		\$1,041,150	\$1,041,150
3. Increases funding for Missouri River law enforcement activities to provide total funding of \$280,902		\$80,902	\$80,902
4. Increases funding for noxious weed control to provide total funding of \$650,000		\$50,000	\$50,000
5. Provides funding for state employee salary increases of which \$1,285,409 relates to performance increases and \$417,434 is for market equity adjustments. The House added funding of \$6,834 to correct the executive compensation package and reduced funding for performance and market equity adjustments by \$661,899.		\$1,702,843	\$1,702,843
6. Adds one-time funding for the expansion of a heated storage building at the Lonetree Wildlife Management Area		\$150,000	\$150,000
7. Adds one-time funding for a rent allowance program for employees living in areas affected by oil and gas development. The House removed this funding.		\$200,000	\$200,000
8. Reduces funding provided from the game and fish fund to the Wildlife Services program from \$868,800 to \$768,800. (The Agriculture Commissioner's budget includes an increase of \$100,000 from the general fund for the program to offset the		(\$100,000)	(\$100,000)

decreased game and fish funding.) **The House reduced funding provided from the game and fish fund for the Wildlife Services program by \$384,400 to provide total funding from the game and fish fund for the program of \$384,400.**

9. Removes a one-time 2011-13 biennium general fund transfer to the game and fish fund to be provided to the Department of Agriculture for expenses of the State Board of Animal Health and Wildlife Services program (\$300,000) (\$300,000)

Other Sections in Bill

Oil and gas development surface damage - Section 2 provides that \$400,000 included in the grants, gifts, and donations line item is from surface damage, easements, or reclamation on department-owned or managed properties as a result of mineral exploration and extraction.

Continuing Appropriations

There are no continuing appropriations for this agency.

Major Related Legislation

House Bill No. 1130 - Hunting and fishing license fees - Increases the permit fees for various hunting and fishing licenses

House Bill No. 1322 - Game and Fish Department land purchases - Requires the Game and Fish Department to provide notice when the department intends to purchase land

Senate Bill No. 2231 - Hunting and fishing license fees - Increases the permit fees for various hunting and fishing licenses

ATTACH:1