

2021 SENATE GOVERNMENT AND VETERANS AFFAIRS

SB 2231

2021 SENATE STANDING COMMITTEE MINUTES

Government and Veterans Affairs Committee
Room JW216, State Capitol

SB 2231
1/28/2021

Relating to publication of election results.

Chair Vedaa opened the hearing at 2:58 p.m. with Sen Vedaa, Sen Meyer, Sen Elkin, Sen K Roers, Sen Wobbema, Sen Weber, and Sen Marcellais present.

Discussion Topics:

- Newspapers

Senator Roers introduced the bill

Erica Johnsrud McKenzie County Auditor/Treasurer #3917

Donnell Preskey testified in favor #3938

Jack McDonald – ND Newspaper Association testified opposed

Jeffery Ebsch, Stanley, ND testified via Zoom opposed #4067

Adjourned at 3:31 p.m.

Pam Dever, Committee Clerk



Written Testimony for the
Senate Government and Veteran Affairs Committee
January 28, 2021
Erica Johnsrud, McKenzie County Auditor/Treasurer

RE: SUPPORT for SB2231

Good morning, Chairman Vedaa, and members of the Senate Government and Veteran Affairs Committee. My name is Erica Johnsrud and I am the Auditor/Treasurer for McKenzie County. I stand in support of SB2231.

This bill simply allows each county the choice when it comes to publishing the detailed election results in the official newspaper. By the time election results are printed in the official newspaper they are “old news.” In McKenzie County the November 3, 2020, General Election Abstract of Votes was published in the November 25 edition of the newspaper – 3 weeks after the election occurred. In fact the major election result articles were published in the same newspaper first on November 11.

Most unofficial election results are already known the evening of or the morning after the Election thanks to the ND Secretary of State’s Election Results website, local county websites, and other news outlets. While this isn’t always the case for close races or national races, it is true for most local and statewide races.

Those that are interested in the detailed election results are able to find this information in other more useful, easily searchable, and mobile-friendly formats. I encourage each of you to “drill down” into the results section of the ND Secretary of State’s website, which is a fantastic resource of information and one that I am thankful to have access to as a citizen of North Dakota. Not only displayed in numerical format, but also graphically and color-coded, this site allows the public greater ease at finding information of interest in a variety of formats including by jurisdiction, race, and election type. Particularly interested citizens can even export the information for their own analysis or track contests of interest. Included in my testimony here are examples of pages from the State’s Election Results website to assist in illustrating the information that is available, as well as a copy of the newspaper edition of the McKenzie County

2020 General Election. This same listing, as is published in the newspaper, is available on McKenzie County's website as well as a link to the State's more detailed website.

The time of people leisurely perusing their printed newspaper and stumbling upon the printed results has been replaced with technology that provides information at fingertips of the user. I'd ask you to think about the last time you were out in the community and there was at least one individual randomly reading a newspaper. In my own experience, when I am waiting in line at the grocery store or the doctor's office anyone else present is head-down engaged and distracted by a cellular device. For myself, I follow contests in many other jurisdictions and enjoy reviewing the detailed information which I seek online.

I agree that we still have challenges to overcome in our most rural areas when it comes to internet access – there are parts of McKenzie County that do not have cellular service but also know that every day this access is improving. McKenzie County has taken steps to financially support this expansion of service to our citizens, which also proved valuable when schools shifted online in 2020.

The fact is that where people go searching for information has and continues to change. We ask this Committee to allow counties the choice to determine locally where election result information is best accessed by our citizens – whether that be in printed form weeks following an election or in near real-time on digital- and internet-based platforms.

Thank you for your time today and I urge a DO PASS recommendation on SB2231.

ND VOICES North Dakota Election Officials
County Auditors and Secretary of State

OFFICIAL 2020 GENERAL
ELECTION RESULTS

November 3, 2020
Results last updated: 11/12/2020 3:08:14 PM

STATEWIDE
TURNOUT

Voter Turnout **364,251**
Eligible Voters **581,379**



PRECINCTS
REPORTED

Precincts Partially **0**
Precincts Fully **422**
Total Precincts **422**



ELECTION RESULTS

Statewide

Legislative

Judicial

County

Soil

MEASURES

Statewide

County

City

ALL CONTESTS IN

County

Legislative District

Judicial District





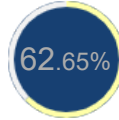
North Dakota Election Officials
County Auditors and Secretary of State

OFFICIAL 2020 GENERAL ELECTION RESULTS

November 3, 2020
Results last updated: 11/12/2020 3:08:14 PM

STATEWIDE TURNOUT

Voter Turnout **364,251**
Eligible Voters **581,379**



PRECINCTS REPORTED

Precincts Partially **0**
Precincts Fully **422**
Total Precincts **422**



Statewide Results

[EXPORT PAGE](#)

President & Vice-President of the United States

Vote For 1

Precincts Fully: 422 / 422 | Partially: 0 / 422

Track this Contest

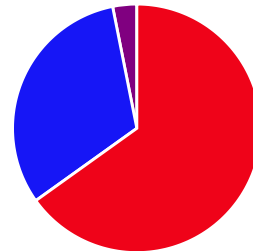
EXPORT



Trump and Pence ✓ Republican	235,595	65.11%
Biden and Harris ✓ Democratic-NPL	114,902	31.76%
Jorgensen and Cohen ✓ Libertarian	9,393	2.60%
write-in	1,929	0.53%

TOTAL VOTES 361,819

Bar Graph | Map



PRESIDENTIAL ELECTORS

COUNTY

TOP ↑

Representative in Congress

Vote For 1

Precincts Fully: 422 / 422 | Partially: 0 / 422

Track this Contest

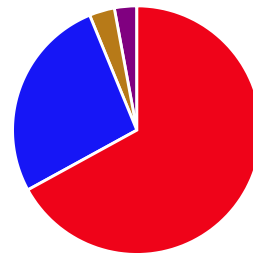
EXPORT



Kelly Armstrong ✓ Republican	245,229	68.96%
Zach Raknerud ✓ Democratic-NPL	97,970	27.55%
Steven James Peterson ✓ Libertarian	12,024	3.38%
write-in	375	0.11%

TOTAL VOTES 355,598

Bar Graph | Map



COUNTY

TOP ↑

1/23/2021

North Dakota Secretary of State

Governor and Lt. Governor

Vote For 1

Precincts Fully: 422 / 422 | Partially: 0 / 422

Track this Contest

EXPORT

Doug Burgum and Brent Sanford ✓

235,479

65.84%

Republican

Shelley Lenz and Ben Vig ✓

90,789

25.38%

Democratic-NPL

write-in

17,538

4.90%

DuWayne Hendrickson and Joshua Voytek ✓

13,863

3.87%

Libertarian

TOTAL VOTES

357,659

Bar Graph | Map

COUNTY

TOP ↑

State Auditor

Vote For 1

Precincts Fully: 422 / 422 | Partially: 0 / 422

Track this Contest

EXPORT

Joshua C Gallion ✓

234,293

67.69%

Republican

Patrick Hart ✓

111,243

32.14%

Democratic-NPL

write-in

579

0.17%

TOTAL VOTES

346,115

Bar Graph | Map

COUNTY

TOP ↑

State Treasurer

Vote For 1

Precincts Fully: 422 / 422 | Partially: 0 / 422

Track this Contest

EXPORT

Thomas Beadle ✓

227,583

65.60%

Republican

Mark Haugen ✓

117,790

33.95%

Democratic-NPL

write-in

1,533

0.44%

TOTAL VOTES

346,906

Bar Graph | Map

COUNTY

TOP ↑

https://results.sos.nd.gov/ResultsSW.aspx?text=All&type=SW&map=CTY&eid=313

2/5

Insurance Commissioner
Vote For 1

Precincts Fully: 422 / 422 | Partially: 0 / 422

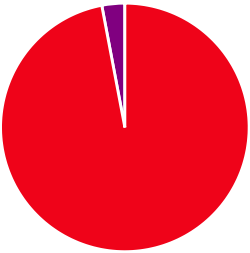
Track this Contest

EXPORT



Jon Godfread ✓ Republican	295,095	97.74%
write-in	6,813	2.26%
TOTAL VOTES 301,908		

Bar Graph | Map



COUNTY

TOP ↑

Public Service Commissioner
Vote For 1

Precincts Fully: 422 / 422 | Partially: 0 / 422

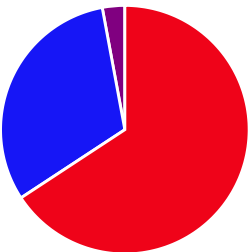
Track this Contest

EXPORT



Brian Kroshus ✓ Republican	231,898	67.62%
Casey D Buchmann ✓ Democratic-NPL	110,493	32.22%
write-in	552	0.16%
TOTAL VOTES 342,943		

Bar Graph | Map



COUNTY

TOP ↑

Superintendent of Public Instruction
Vote For 1

Precincts Fully: 422 / 422 | Partially: 0 / 422

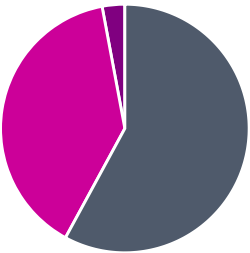
Track this Contest

EXPORT



Kirsten Baesler ✓ Nonpartisan	192,835	59.13%
Brandt J Dick Nonpartisan	130,280	39.95%
write-in	3,005	0.92%
TOTAL VOTES 326,120		

Bar Graph | Map



COUNTY

TOP ↑

Justice of the Supreme Court

Vote For 1

Precincts Fully: 422 / 422 | Partially: 0 / 422

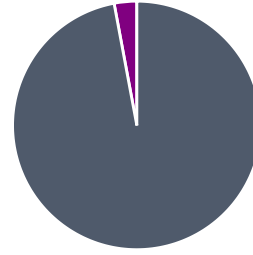
Track this Contest

EXPORT



Jon Jay Jensen ✓	290,346	99.08%
Nonpartisan		
<input type="checkbox"/> write-in	2,703	0.92%
TOTAL VOTES 293,049		

Bar Graph | Map



COUNTY

TOP ↑

Constitutional Measure No. 1 Relating to the state board of higher education

Vote For 1

Precincts Fully: 422 / 422 | Partially: 0 / 422

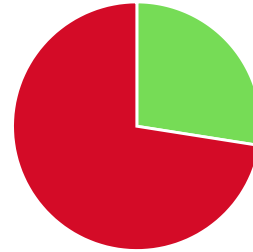
Track this Contest

EXPORT



Yes	91,706	27.48%
No ✓	242,004	72.52%
TOTAL VOTES 333,710		

Bar Graph | Map



MEASURE INFORMATION

COUNTY

TOP ↑

Constitutional Measure No. 2 Relating to initiated constitutional amendments.

Vote For 1

Precincts Fully: 422 / 422 | Partially: 0 / 422

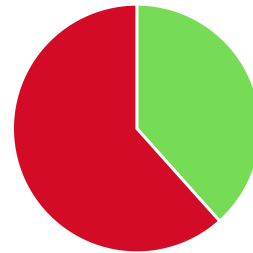
Track this Contest

EXPORT



Yes	125,460	38.39%
No ✓	201,343	61.61%
TOTAL VOTES 326,803		

Bar Graph | Map



MEASURE INFORMATION

COUNTY

TOP ↑

ELECTION RESOURCES



North Dakota Election Officials
County Auditors and Secretary of State

OFFICIAL 2020 GENERAL ELECTION RESULTS

November 3, 2020
Results last updated: 11/12/2020 3:08:14 PM

STATEWIDE TURNOUT

Voter Turnout **364,251**
Eligible Voters **581,379**

62.65%

PRECINCTS REPORTED

Precincts Partially **0**
Precincts Fully **422**
Total Precincts **422**

100%

Statewide Results

EXPORT PAGE

President & Vice-President of the United States

Precincts Fully: 422 / 422 | Partially: 0 / 422

Track this Contest

Vote For 1

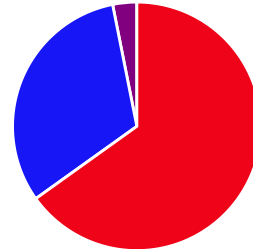
EXPORT



Trump and Pence ✓ Republican	235,595	65.11%
Biden and Harris ✓ Democratic-NPL	114,902	31.76%
Jorgensen and Cohen ✓ Libertarian	9,393	2.60%
write-in	1,929	0.53%

TOTAL VOTES 361,819

Bar Graph | Map



PRESIDENTIAL ELECTORS

COUNTY

TOP ↑

Adams County

President & Vice-President of the United States

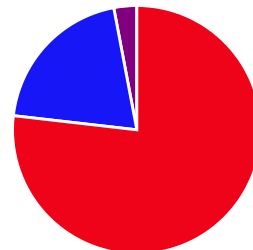
Precincts Fully: 1 / 1 | Partially: 0 / 1

Vote For 1

Trump and Pence ✓ Republican	981	77.30%
Biden and Harris ✓ Democratic-NPL	258	20.33%
Jorgensen and Cohen ✓ Libertarian	30	2.36%
write-in	0	0%

TOTAL VOTES 1,269

Bar Graph | Map



PRECINCT

Barnes County

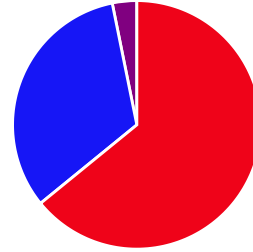
President & Vice-President of the United States

Precincts Fully: 15 / 15 | Partially: 0 / 15

Vote For 1

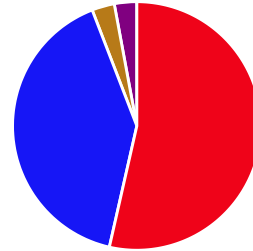
Trump and Pence ✓ Republican	3,568	64.12%
Biden and Harris ✓ Democratic-NPL	1,820	32.70%
Jorgensen and Cohen ✓ Libertarian	161	2.89%
write-in	16	0.29%
TOTAL VOTES	5,565	

Bar Graph | Map

PRECINCT **Barnes County****Precinct 2401-00 Fully Reported**

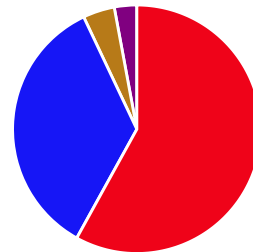
Trump and Pence ✓ Republican	219	55.03%
Biden and Harris ✓ Democratic-NPL	166	41.71%
Jorgensen and Cohen ✓ Libertarian	12	3.02%
write-in	1	0.25%
TOTAL VOTES	398	

Bar Graph

**Precinct 2402-00 Fully Reported**

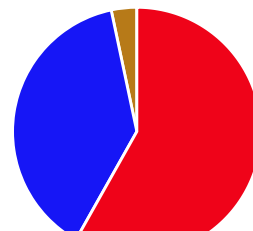
Trump and Pence ✓ Republican	437	59.54%
Biden and Harris ✓ Democratic-NPL	263	35.83%
Jorgensen and Cohen ✓ Libertarian	31	4.22%
write-in	3	0.41%
TOTAL VOTES	734	

Bar Graph

**Precinct 2403-00 Fully Reported**

Trump and Pence ✓ Republican	228	58.16%
Biden and Harris ✓ Democratic-NPL	151	38.52%
Jorgensen and Cohen ✓ Libertarian	13	3.32%
write-in	0	0%

Bar Graph



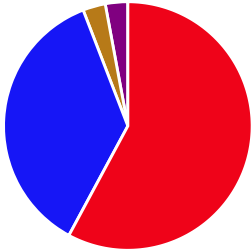
TOTAL VOTES 392



Precinct 2404-00 Fully Reported

Trump and Pence ✓ Republican	394	59.43%
Biden and Harris ✓ Democratic-NPL	247	37.25%
Jorgensen and Cohen ✓ Libertarian	20	3.02%
write-in	2	0.30%
TOTAL VOTES	663	

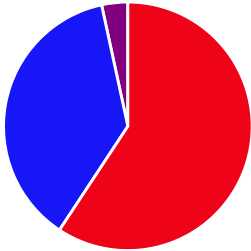
Bar Graph



Precinct 2405-00 Fully Reported

Trump and Pence ✓ Republican	524	59.28%
Biden and Harris ✓ Democratic-NPL	330	37.33%
Jorgensen and Cohen ✓ Libertarian	26	2.94%
write-in	4	0.45%
TOTAL VOTES	884	

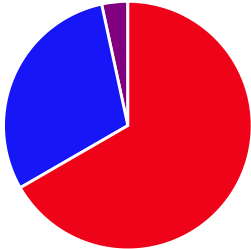
Bar Graph



Precinct 2406-00 Fully Reported

Trump and Pence ✓ Republican	236	66.67%
Biden and Harris ✓ Democratic-NPL	106	29.94%
Jorgensen and Cohen ✓ Libertarian	9	2.54%
write-in	3	0.85%
TOTAL VOTES	354	

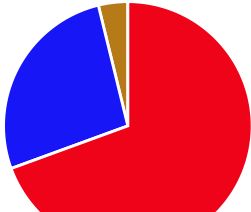
Bar Graph



Precinct 2407-00 Fully Reported

Trump and Pence ✓ Republican	109	69.43%
Biden and Harris ✓ Democratic-NPL	42	26.75%
Jorgensen and Cohen ✓ Libertarian	6	3.82%
write-in	0	0%

Bar Graph



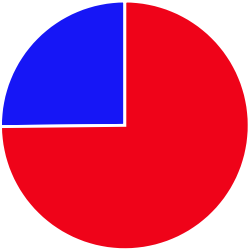
TOTAL VOTES 157



Precinct 2408-00 Fully Reported

Trump and Pence ✓ Republican	116	74.84%
Biden and Harris ✓ Democratic-NPL	39	25.16%
Jorgensen and Cohen ✓ Libertarian	0	0%
write-in	0	0%
TOTAL VOTES	155	

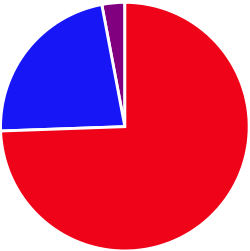
Bar Graph



Precinct 2409-00 Fully Reported

Trump and Pence ✓ Republican	178	75.11%
Biden and Harris ✓ Democratic-NPL	54	22.78%
Jorgensen and Cohen ✓ Libertarian	5	2.11%
write-in	0	0%
TOTAL VOTES	237	

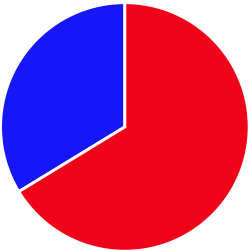
Bar Graph



Precinct 2410-00 Fully Reported

Trump and Pence ✓ Republican	57	66.28%
Biden and Harris ✓ Democratic-NPL	29	33.72%
Jorgensen and Cohen ✓ Libertarian	0	0%
write-in	0	0%
TOTAL VOTES	86	

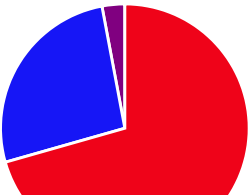
Bar Graph



Precinct 2411-00 Fully Reported

Trump and Pence ✓ Republican	475	71.64%
Biden and Harris ✓ Democratic-NPL	178	26.85%
Jorgensen and Cohen ✓ Libertarian	9	1.36%
write-in	1	0.15%

Bar Graph



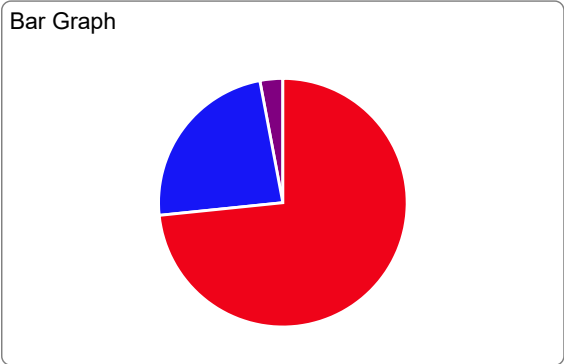
TOTAL VOTES	663
-------------	-----



Precinct 2412-00 Fully Reported

Trump and Pence ✓ Republican	183	74.09%
Biden and Harris ✓ Democratic-NPL	59	23.89%
Jorgensen and Cohen ✓ Libertarian	5	2.02%
write-in	0	0%
TOTAL VOTES	247	

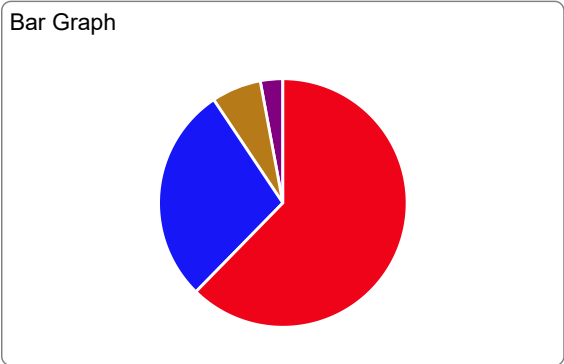
Bar Graph



Precinct 2413-00 Fully Reported

Trump and Pence ✓ Republican	183	63.99%
Biden and Harris ✓ Democratic-NPL	83	29.02%
Jorgensen and Cohen ✓ Libertarian	19	6.64%
write-in	1	0.35%
TOTAL VOTES	286	

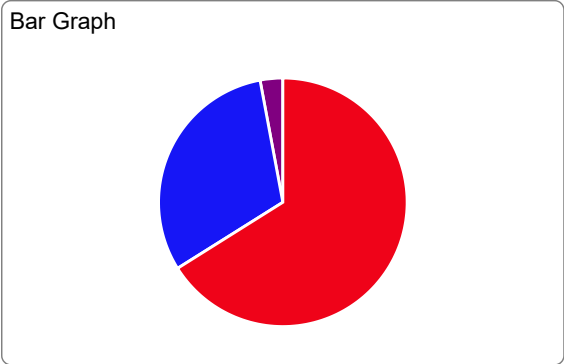
Bar Graph



Precinct 2414-00 Fully Reported

Trump and Pence ✓ Republican	64	67.37%
Biden and Harris ✓ Democratic-NPL	30	31.58%
Jorgensen and Cohen ✓ Libertarian	1	1.05%
write-in	0	0%
TOTAL VOTES	95	

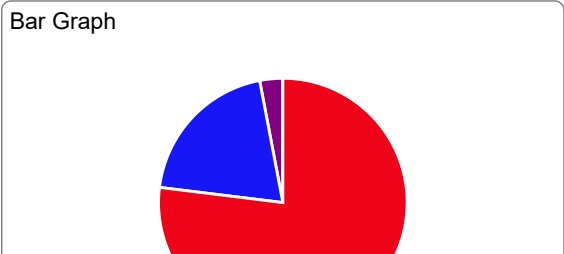
Bar Graph



Precinct 2415-00 Fully Reported

Trump and Pence ✓ Republican	165	77.10%
Biden and Harris ✓ Democratic-NPL	43	20.09%
Jorgensen and Cohen ✓ Libertarian	5	2.34%

Bar Graph



write-in	1	0.47%
TOTAL VOTES		214



Benson County

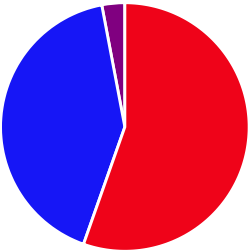
President & Vice-President of the United States

Precincts Fully: 4 / 4 | Partially: 0 / 4

Vote For 1

Trump and Pence ✓ Republican	1,094	55.79%
Biden and Harris ✓ Democratic-NPL	822	41.92%
Jorgensen and Cohen ✓ Libertarian	39	1.99%
write-in	6	0.31%
TOTAL VOTES		1,961

Bar Graph | Map



PRECINCT

Billings County

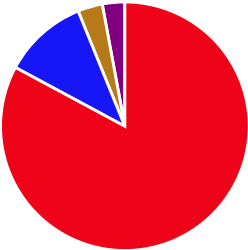
President & Vice-President of the United States

Precincts Fully: 3 / 3 | Partially: 0 / 3

Vote For 1

Trump and Pence ✓ Republican	541	85.20%
Biden and Harris ✓ Democratic-NPL	72	11.34%
Jorgensen and Cohen ✓ Libertarian	21	3.31%
write-in	1	0.16%
TOTAL VOTES		635

Bar Graph | Map



PRECINCT

Bottineau County

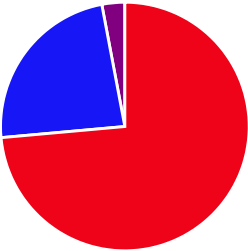
President & Vice-President of the United States

Precincts Fully: 5 / 5 | Partially: 0 / 5

Vote For 1

Trump and Pence ✓ Republican	2,575	74.19%
Biden and Harris ✓ Democratic-NPL	821	23.65%
Jorgensen and Cohen ✓ Libertarian	65	1.87%
write-in	10	0.29%
TOTAL VOTES		3,471

Bar Graph | Map



PRECINCT

Bowman County

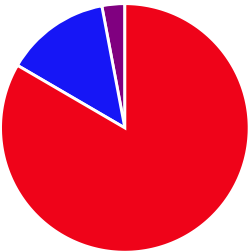
President & Vice-President of the United States

Precincts Fully: 4 / 4 | Partially: 0 / 4

Vote For 1

Trump and Pence ✓ Republican	1,395	84.19%
Biden and Harris ✓ Democratic-NPL	228	13.76%
Jorgensen and Cohen ✓ Libertarian	30	1.81%
☒ write-in	4	0.24%
TOTAL VOTES		1,657

Bar Graph | Map



PRECINCT

Burke County

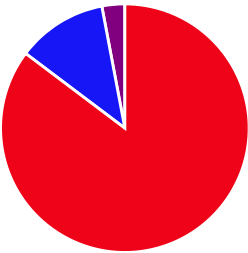
President & Vice-President of the United States

Precincts Fully: 6 / 6 | Partially: 0 / 6

Vote For 1

Trump and Pence ✓ Republican	994	86.06%
Biden and Harris ✓ Democratic-NPL	137	11.86%
Jorgensen and Cohen ✓ Libertarian	20	1.73%
☒ write-in	4	0.35%
TOTAL VOTES		1,155

Bar Graph | Map



PRECINCT

Burleigh County

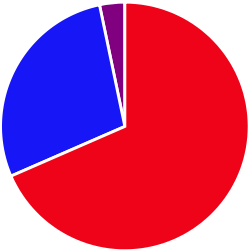
President & Vice-President of the United States

Precincts Fully: 36 / 36 | Partially: 0 / 36

Vote For 1

Trump and Pence ✓ Republican	34,744	68.46%
Biden and Harris ✓ Democratic-NPL	14,348	28.27%
Jorgensen and Cohen ✓ Libertarian	1,368	2.70%
☒ write-in	293	0.58%
TOTAL VOTES		50,753

Bar Graph | Map



PRECINCT

Cass County

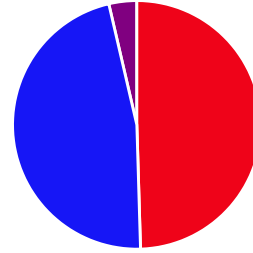
President & Vice-President of the United States

Precincts Fully: 38 / 38 | Partially: 0 / 38

Vote For 1

Trump and Pence ✓ Republican	42,619	49.53%
Biden and Harris ✓ Democratic-NPL	40,311	46.84%
Jorgensen and Cohen ✓ Libertarian	2,495	2.90%
write-in	628	0.73%
TOTAL VOTES		86,053

Bar Graph | Map



PRECINCT

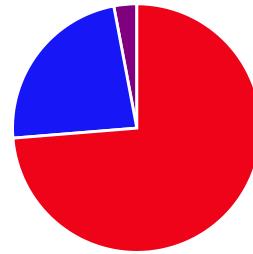
Cavalier County**President & Vice-President of the United States**

Precincts Fully: 1 / 1 | Partially: 0 / 1

Vote For 1

Trump and Pence ✓ Republican	1,499	74.21%
Biden and Harris ✓ Democratic-NPL	474	23.47%
Jorgensen and Cohen ✓ Libertarian	40	1.98%
write-in	7	0.35%
TOTAL VOTES		2,020

Bar Graph | Map



PRECINCT

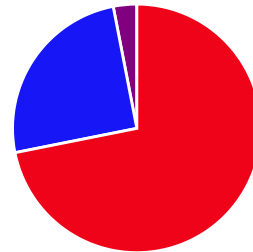
Dickey County**President & Vice-President of the United States**

Precincts Fully: 3 / 3 | Partially: 0 / 3

Vote For 1

Trump and Pence ✓ Republican	1,742	71.86%
Biden and Harris ✓ Democratic-NPL	608	25.08%
Jorgensen and Cohen ✓ Libertarian	63	2.60%
write-in	11	0.45%
TOTAL VOTES		2,424

Bar Graph | Map



PRECINCT

Divide County

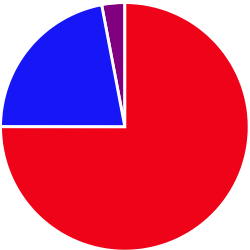
President & Vice-President of the United States

Precincts Fully: 4 / 4 | Partially: 0 / 4

Vote For 1

Trump and Pence ✓ Republican	904	75.21%
Biden and Harris ✓ Democratic-NPL	265	22.05%
Jorgensen and Cohen ✓ Libertarian	30	2.50%
write-in	3	0.25%
TOTAL VOTES		1,202

Bar Graph | Map



PRECINCT

Dunn County

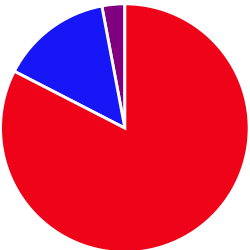
President & Vice-President of the United States

Precincts Fully: 12 / 12 | Partially: 0 / 12

Vote For 1

Trump and Pence ✓ Republican	1,951	83.45%
Biden and Harris ✓ Democratic-NPL	342	14.63%
Jorgensen and Cohen ✓ Libertarian	39	1.67%
write-in	6	0.26%
TOTAL VOTES		2,338

Bar Graph | Map



PRECINCT

Eddy County

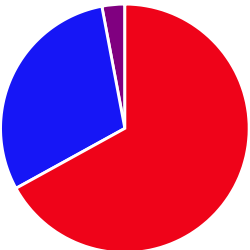
President & Vice-President of the United States

Precincts Fully: 2 / 2 | Partially: 0 / 2

Vote For 1

Trump and Pence ✓ Republican	854	67.72%
Biden and Harris ✓ Democratic-NPL	383	30.37%
Jorgensen and Cohen ✓ Libertarian	22	1.74%
write-in	2	0.16%
TOTAL VOTES		1,261

Bar Graph | Map



PRECINCT

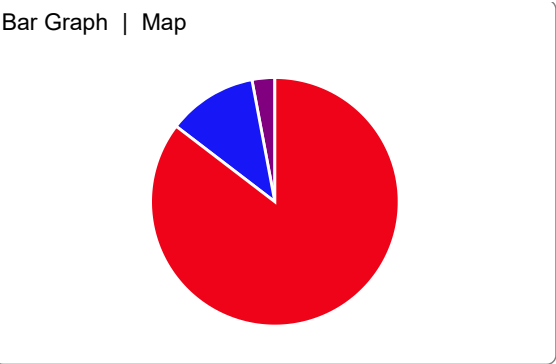
Emmons County

President & Vice-President of the United States

Precincts Fully: 5 / 5 | Partially: 0 / 5

Vote For 1

Trump and Pence ✓ Republican	1,738	86.51%
Biden and Harris ✓ Democratic-NPL	237	11.80%
Jorgensen and Cohen ✓ Libertarian	27	1.34%
write-in	7	0.35%
TOTAL VOTES		2,009



PRECINCT

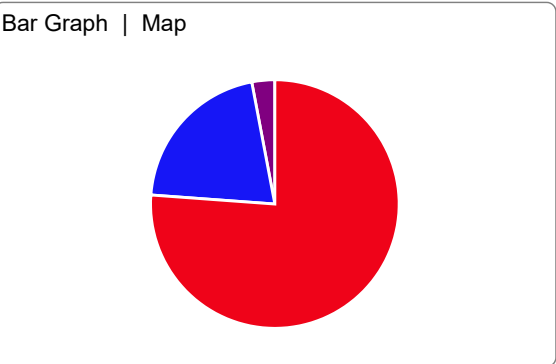
Foster County

President & Vice-President of the United States

Precincts Fully: 6 / 6 | Partially: 0 / 6

Vote For 1

Trump and Pence ✓ Republican	1,362	76.60%
Biden and Harris ✓ Democratic-NPL	373	20.98%
Jorgensen and Cohen ✓ Libertarian	33	1.86%
write-in	10	0.56%
TOTAL VOTES		1,778



PRECINCT

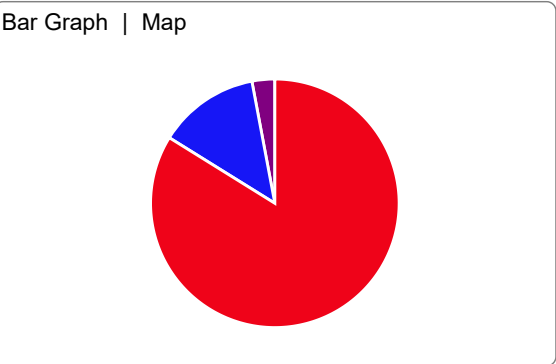
Golden Valley County

President & Vice-President of the United States

Precincts Fully: 1 / 1 | Partially: 0 / 1

Vote For 1

Trump and Pence ✓ Republican	871	84.89%
Biden and Harris ✓ Democratic-NPL	137	13.35%
Jorgensen and Cohen ✓ Libertarian	16	1.56%
write-in	2	0.19%
TOTAL VOTES		1,026



PRECINCT

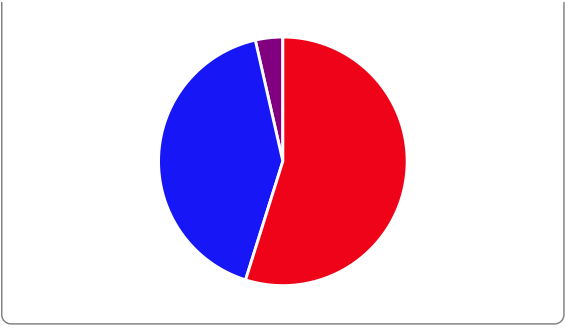
Grand Forks County

President & Vice-President of the United States

Precincts Fully: 27 / 27 | Partially: 0 / 27

Vote For 1

Trump and Pence ✓ Republican	16,987	54.85%
Biden and Harris ✓ Democratic-NPL	12,880	41.59%
Jorgensen and Cohen ✓ Libertarian	874	2.82%
write-in	229	0.74%
TOTAL VOTES		30,970



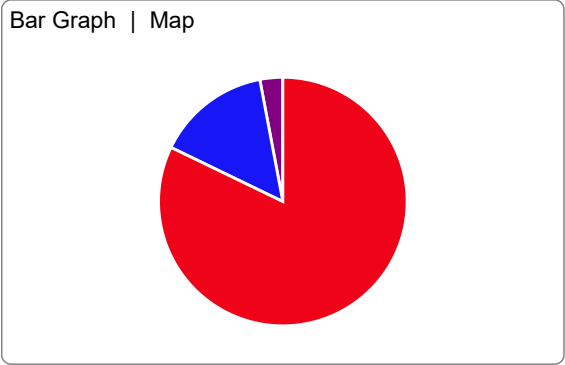
PRECINCT

Grant County

President & Vice-President of the United States
Vote For 1

Precincts Fully: 4 / 4 | Partially: 0 / 4

Trump and Pence ✓ Republican	1,145	82.91%
Biden and Harris ✓ Democratic-NPL	207	14.99%
Jorgensen and Cohen ✓ Libertarian	28	2.03%
write-in	1	0.07%
TOTAL VOTES		1,381



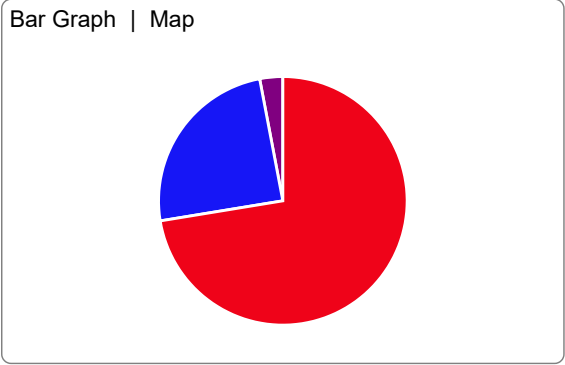
PRECINCT

Griggs County

President & Vice-President of the United States
Vote For 1

Precincts Fully: 5 / 5 | Partially: 0 / 5

Trump and Pence ✓ Republican	907	72.56%
Biden and Harris ✓ Democratic-NPL	308	24.64%
Jorgensen and Cohen ✓ Libertarian	34	2.72%
write-in	1	0.08%
TOTAL VOTES		1,250



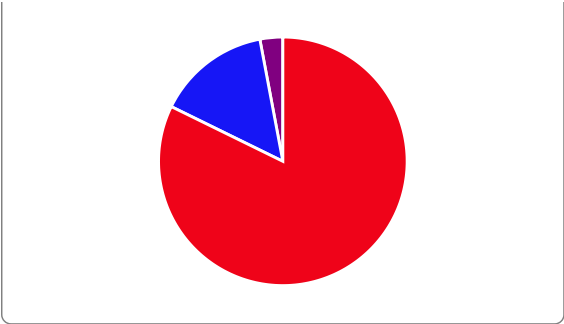
PRECINCT

Hettinger County

President & Vice-President of the United States
Vote For 1

Precincts Fully: 4 / 4 | Partially: 0 / 4

Trump and Pence ✓ Republican	1,091	83.16%
Biden and Harris ✓ Democratic-NPL	196	14.94%
Jorgensen and Cohen ✓ Libertarian	23	1.75%
write-in	2	0.15%
TOTAL VOTES		1,312



PRECINCT

Kidder County

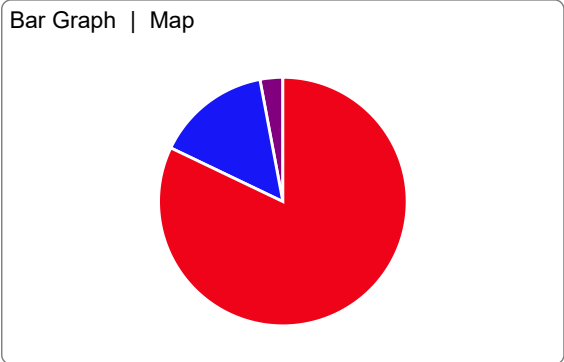
President & Vice-President of the United States

Precincts Fully: 6 / 6 | Partially: 0 / 6

Vote For 1

Trump and Pence ✓ Republican	1,215	83.22%
Biden and Harris ✓ Democratic-NPL	221	15.14%
Jorgensen and Cohen ✓ Libertarian	22	1.51%
write-in	2	0.14%
TOTAL VOTES		1,460

Bar Graph | Map



PRECINCT

LaMoure County

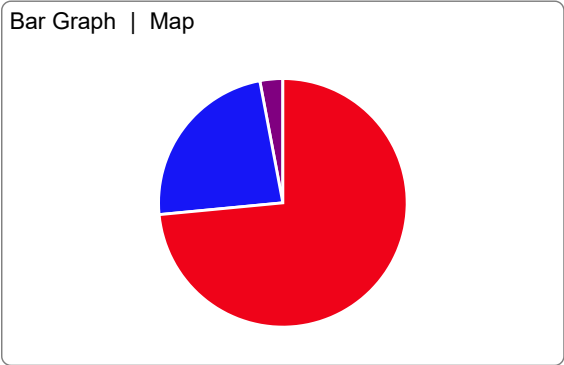
President & Vice-President of the United States

Precincts Fully: 4 / 4 | Partially: 0 / 4

Vote For 1

Trump and Pence ✓ Republican	1,645	74.13%
Biden and Harris ✓ Democratic-NPL	527	23.75%
Jorgensen and Cohen ✓ Libertarian	44	1.98%
write-in	3	0.14%
TOTAL VOTES		2,219

Bar Graph | Map



PRECINCT

Logan County

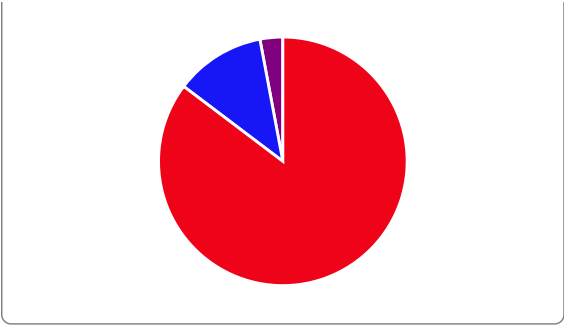
President & Vice-President of the United States

Precincts Fully: 5 / 5 | Partially: 0 / 5

Vote For 1

Bar Graph | Map

Trump and Pence ✓ Republican	930	86.43%
Biden and Harris ✓ Democratic-NPL	128	11.90%
Jorgensen and Cohen ✓ Libertarian	14	1.30%
write-in	4	0.37%
TOTAL VOTES		1,076



PRECINCT

McHenry County

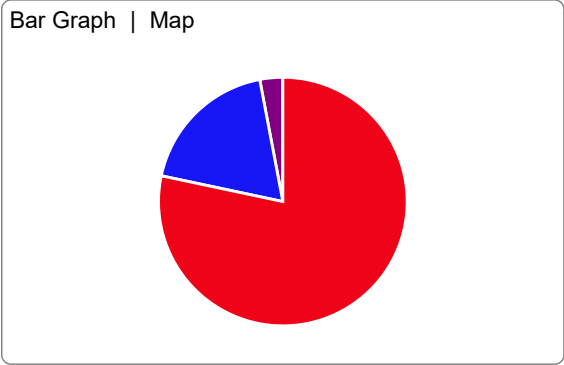
President & Vice-President of the United States

Precincts Fully: 8 / 8 | Partially: 0 / 8

Vote For 1

Trump and Pence ✓ Republican	2,364	78.72%
Biden and Harris ✓ Democratic-NPL	564	18.78%
Jorgensen and Cohen ✓ Libertarian	68	2.26%
write-in	7	0.23%
TOTAL VOTES		3,003

Bar Graph | Map



PRECINCT

McIntosh County

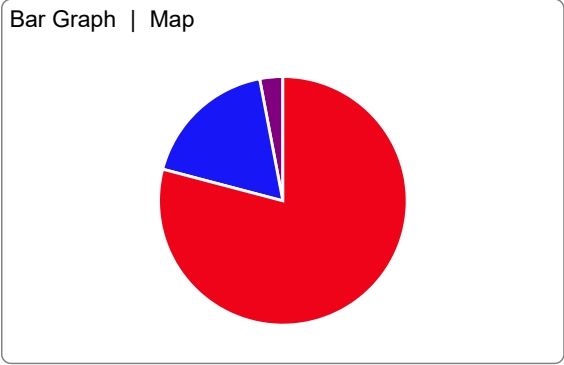
President & Vice-President of the United States

Precincts Fully: 6 / 6 | Partially: 0 / 6

Vote For 1

Trump and Pence ✓ Republican	1,153	79.24%
Biden and Harris ✓ Democratic-NPL	261	17.94%
Jorgensen and Cohen ✓ Libertarian	30	2.06%
write-in	11	0.76%
TOTAL VOTES		1,455

Bar Graph | Map



PRECINCT

McKenzie County

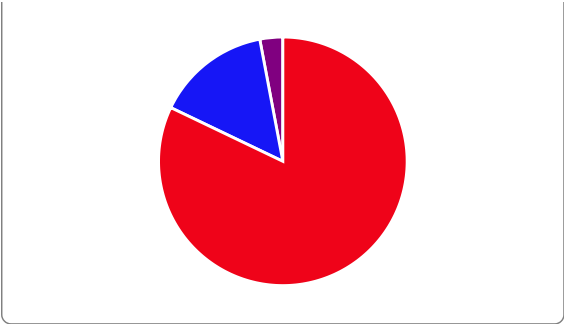
President & Vice-President of the United States

Precincts Fully: 11 / 11 | Partially: 0 / 11

Vote For 1

Bar Graph | Map

Trump and Pence ✓ Republican	4,482	82.71%
Biden and Harris ✓ Democratic-NPL	814	15.02%
Jorgensen and Cohen ✓ Libertarian	110	2.03%
write-in	13	0.24%
TOTAL VOTES		5,419



PRECINCT

McLean County

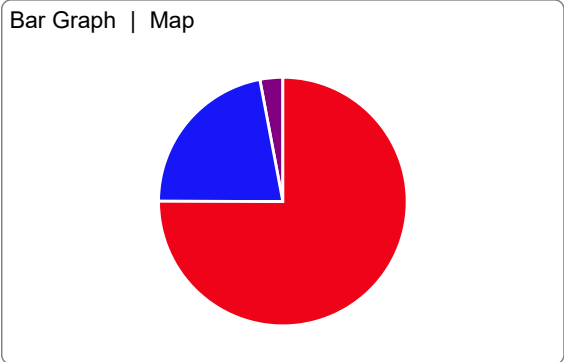
President & Vice-President of the United States

Precincts Fully: 3 / 3 | Partially: 0 / 3

Vote For 1

Trump and Pence ✓ Republican	4,198	75.83%
Biden and Harris ✓ Democratic-NPL	1,230	22.22%
Jorgensen and Cohen ✓ Libertarian	96	1.73%
write-in	12	0.22%
TOTAL VOTES		5,536

Bar Graph | Map



PRECINCT

Mercer County

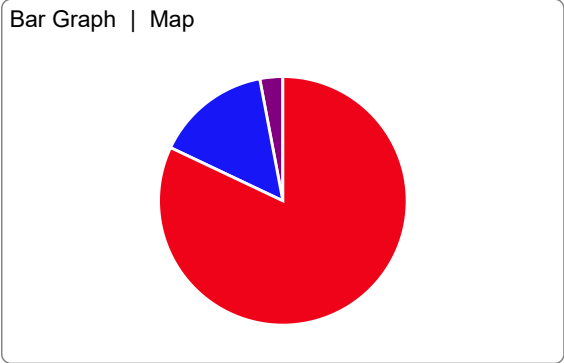
President & Vice-President of the United States

Precincts Fully: 14 / 14 | Partially: 0 / 14

Vote For 1

Trump and Pence ✓ Republican	3,856	82.48%
Biden and Harris ✓ Democratic-NPL	704	15.06%
Jorgensen and Cohen ✓ Libertarian	102	2.18%
write-in	13	0.28%
TOTAL VOTES		4,675

Bar Graph | Map



PRECINCT

Morton County

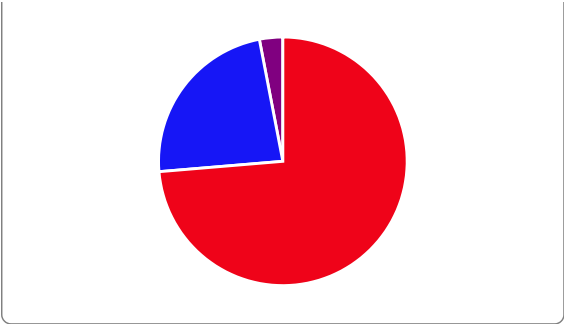
President & Vice-President of the United States

Precincts Fully: 18 / 18 | Partially: 0 / 18

Vote For 1

Bar Graph | Map

Trump and Pence ✓ Republican	12,243	73.67%
Biden and Harris ✓ Democratic-NPL	3,872	23.30%
Jorgensen and Cohen ✓ Libertarian	432	2.60%
write-in	72	0.43%
TOTAL VOTES		16,619



PRECINCT

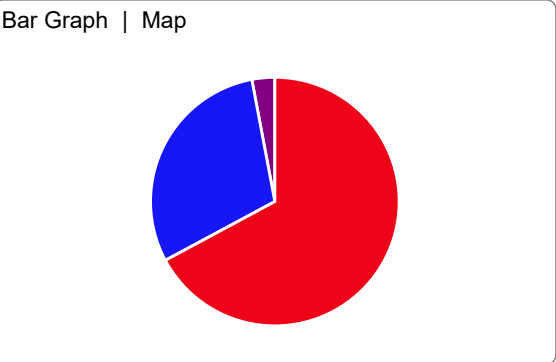
Mountrail County

President & Vice-President of the United States

Precincts Fully: 9 / 9 | Partially: 0 / 9

Vote For 1

Trump and Pence ✓ Republican	2,824	67.80%
Biden and Harris ✓ Democratic-NPL	1,256	30.16%
Jorgensen and Cohen ✓ Libertarian	75	1.80%
write-in	10	0.24%
TOTAL VOTES		4,165



PRECINCT

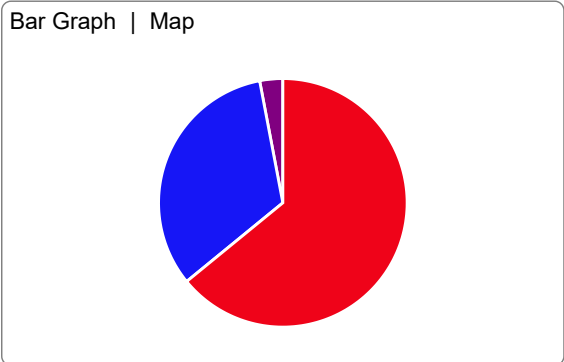
Nelson County

President & Vice-President of the United States

Precincts Fully: 1 / 1 | Partially: 0 / 1

Vote For 1

Trump and Pence ✓ Republican	1,141	64.21%
Biden and Harris ✓ Democratic-NPL	586	32.98%
Jorgensen and Cohen ✓ Libertarian	43	2.42%
write-in	7	0.39%
TOTAL VOTES		1,777



PRECINCT

Oliver County

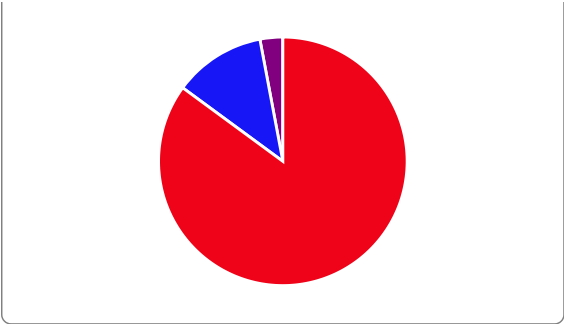
President & Vice-President of the United States

Precincts Fully: 7 / 7 | Partially: 0 / 7

Vote For 1

Bar Graph | Map

Trump and Pence ✓ Republican	918	86.12%
Biden and Harris ✓ Democratic-NPL	129	12.10%
Jorgensen and Cohen ✓ Libertarian	18	1.69%
write-in	1	0.09%
TOTAL VOTES		1,066



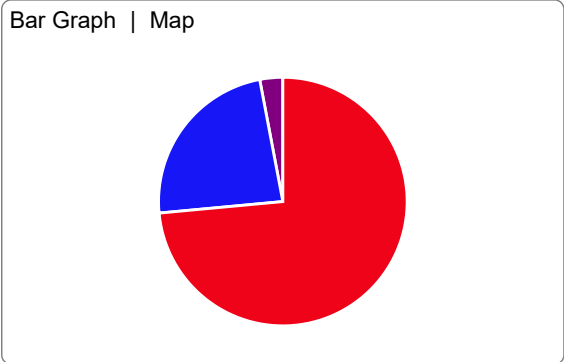
PRECINCT

Pembina County

President & Vice-President of the United States
Vote For 1

Precincts Fully: 6 / 6 | Partially: 0 / 6

Trump and Pence ✓ Republican	2,460	73.85%
Biden and Harris ✓ Democratic-NPL	786	23.60%
Jorgensen and Cohen ✓ Libertarian	66	1.98%
write-in	19	0.57%
TOTAL VOTES		3,331



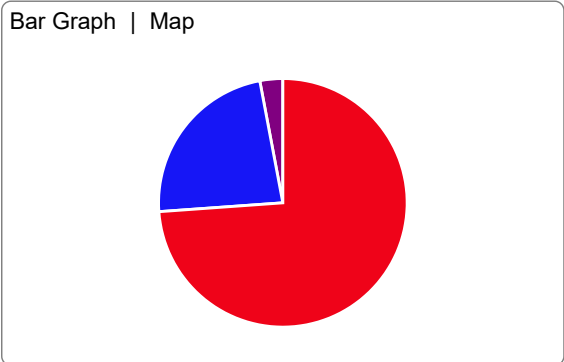
PRECINCT

Pierce County

President & Vice-President of the United States
Vote For 1

Precincts Fully: 8 / 8 | Partially: 0 / 8

Trump and Pence ✓ Republican	1,585	74.48%
Biden and Harris ✓ Democratic-NPL	497	23.36%
Jorgensen and Cohen ✓ Libertarian	38	1.79%
write-in	8	0.38%
TOTAL VOTES		2,128



PRECINCT

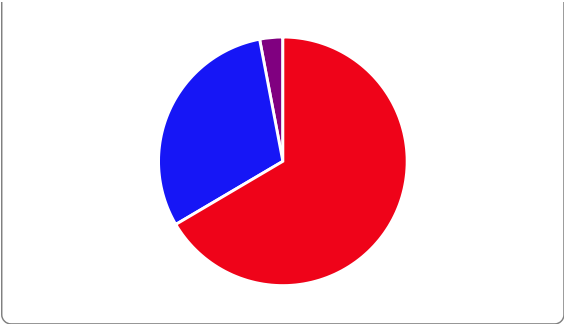
Ramsey County

President & Vice-President of the United States
Vote For 1

Precincts Fully: 4 / 4 | Partially: 0 / 4

Bar Graph | Map

Trump and Pence ✓ Republican	3,577	66.59%
Biden and Harris ✓ Democratic-NPL	1,639	30.51%
Jorgensen and Cohen ✓ Libertarian	128	2.38%
write-in	28	0.52%
TOTAL VOTES		5,372



PRECINCT

Ransom County

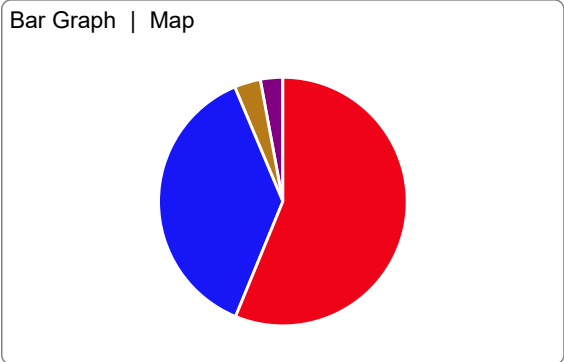
President & Vice-President of the United States

Precincts Fully: 4 / 4 | Partially: 0 / 4

Vote For 1

Trump and Pence ✓ Republican	1,418	57.78%
Biden and Harris ✓ Democratic-NPL	945	38.51%
Jorgensen and Cohen ✓ Libertarian	86	3.50%
write-in	5	0.20%
TOTAL VOTES		2,454

Bar Graph | Map



PRECINCT

Renville County

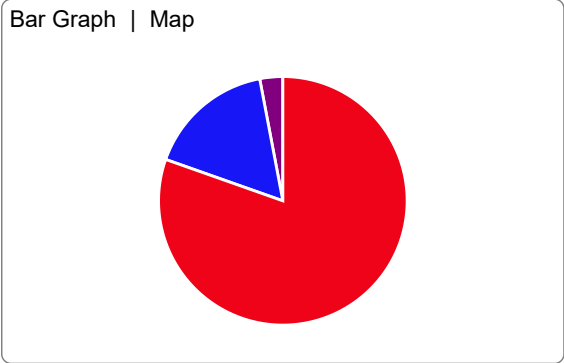
President & Vice-President of the United States

Precincts Fully: 5 / 5 | Partially: 0 / 5

Vote For 1

Trump and Pence ✓ Republican	1,065	80.74%
Biden and Harris ✓ Democratic-NPL	220	16.68%
Jorgensen and Cohen ✓ Libertarian	32	2.43%
write-in	2	0.15%
TOTAL VOTES		1,319

Bar Graph | Map



PRECINCT

Richland County

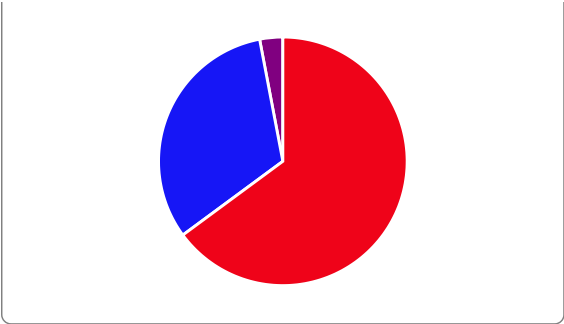
President & Vice-President of the United States

Precincts Fully: 15 / 15 | Partially: 0 / 15

Vote For 1

Bar Graph | Map

Trump and Pence ✓ Republican	5,072	64.93%
Biden and Harris ✓ Democratic-NPL	2,510	32.13%
Jorgensen and Cohen ✓ Libertarian	191	2.44%
write-in	39	0.50%
TOTAL VOTES		7,812



PRECINCT

Rolette County

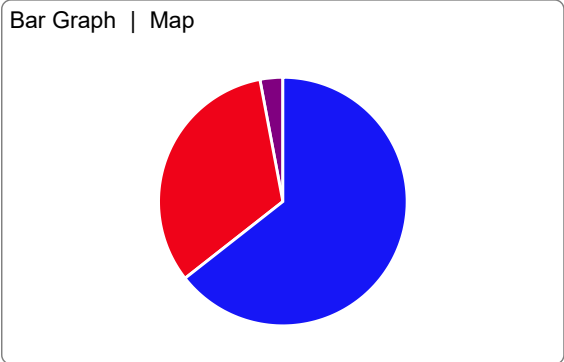
President & Vice-President of the United States

Precincts Fully: 5 / 5 | Partially: 0 / 5

Vote For 1

Biden and Harris ✓ Democratic-NPL	2,482	65.25%
Trump and Pence ✓ Republican	1,257	33.04%
Jorgensen and Cohen ✓ Libertarian	60	1.58%
write-in	5	0.13%
TOTAL VOTES		3,804

Bar Graph | Map



PRECINCT

Sargent County

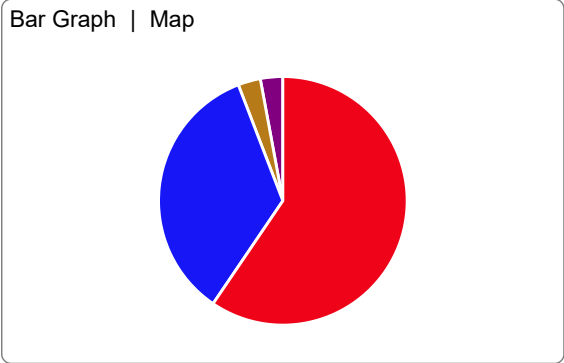
President & Vice-President of the United States

Precincts Fully: 5 / 5 | Partially: 0 / 5

Vote For 1

Trump and Pence ✓ Republican	1,266	61.16%
Biden and Harris ✓ Democratic-NPL	738	35.65%
Jorgensen and Cohen ✓ Libertarian	62	3.00%
write-in	4	0.19%
TOTAL VOTES		2,070

Bar Graph | Map



PRECINCT

Sheridan County

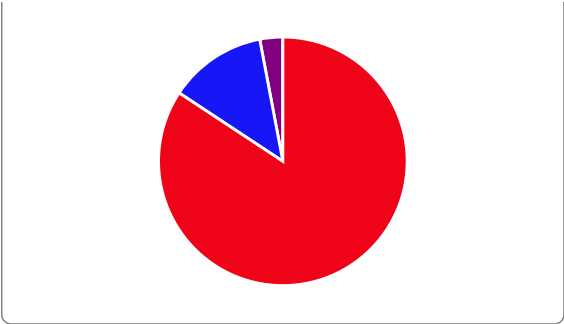
President & Vice-President of the United States

Precincts Fully: 1 / 1 | Partially: 0 / 1

Vote For 1

Bar Graph | Map

Trump and Pence ✓ Republican	688	84.73%
Biden and Harris ✓ Democratic-NPL	104	12.81%
Jorgensen and Cohen ✓ Libertarian	16	1.97%
write-in	4	0.49%
TOTAL VOTES		812



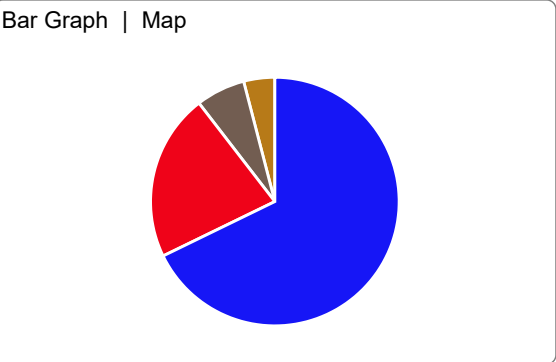
PRECINCT

Sioux County

President & Vice-President of the United States
Vote For 1

Precincts Fully: 6 / 6 | Partially: 0 / 6

Biden and Harris ✓ Democratic-NPL	804	67.79%
Trump and Pence ✓ Republican	258	21.75%
write-in	76	6.41%
Jorgensen and Cohen ✓ Libertarian	48	4.05%
TOTAL VOTES		1,186



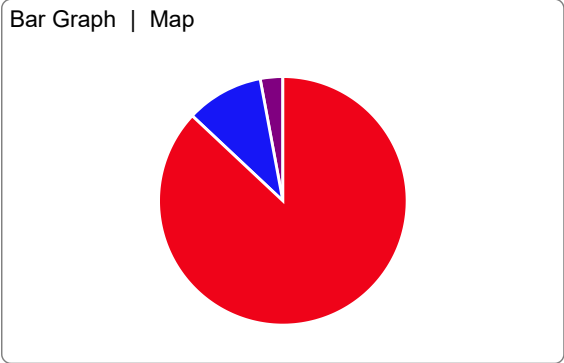
PRECINCT

Slope County

President & Vice-President of the United States
Vote For 1

Precincts Fully: 3 / 3 | Partially: 0 / 3

Trump and Pence ✓ Republican	380	88.99%
Biden and Harris ✓ Democratic-NPL	44	10.30%
Jorgensen and Cohen ✓ Libertarian	2	0.47%
write-in	1	0.23%
TOTAL VOTES		427



PRECINCT

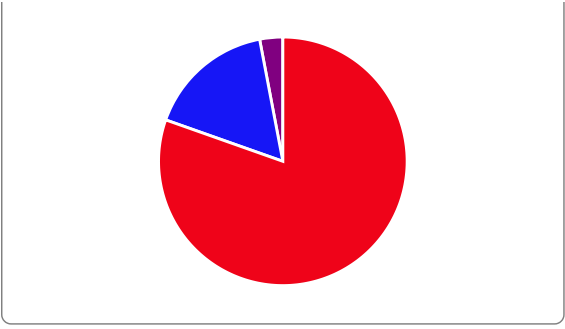
Stark County

President & Vice-President of the United States
Vote For 1

Precincts Fully: 8 / 8 | Partially: 0 / 8

Bar Graph | Map

Trump and Pence ✓ Republican	12,110	80.47%
Biden and Harris ✓ Democratic-NPL	2,499	16.60%
Jorgensen and Cohen ✓ Libertarian	396	2.63%
write-in	45	0.30%
TOTAL VOTES		15,050



PRECINCT

Steele County

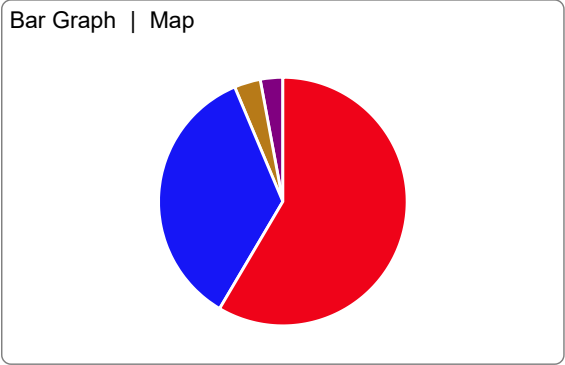
President & Vice-President of the United States

Precincts Fully: 5 / 5 | Partially: 0 / 5

Vote For 1

Trump and Pence ✓ Republican	652	59.93%
Biden and Harris ✓ Democratic-NPL	392	36.03%
Jorgensen and Cohen ✓ Libertarian	38	3.49%
write-in	6	0.55%
TOTAL VOTES		1,088

Bar Graph | Map



PRECINCT

Stutsman County

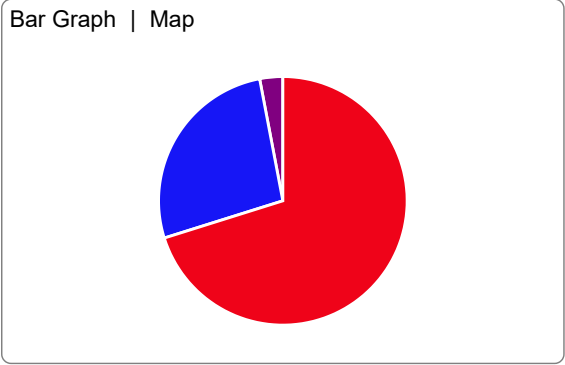
President & Vice-President of the United States

Precincts Fully: 12 / 12 | Partially: 0 / 12

Vote For 1

Trump and Pence ✓ Republican	6,994	70.23%
Biden and Harris ✓ Democratic-NPL	2,676	26.87%
Jorgensen and Cohen ✓ Libertarian	249	2.50%
write-in	40	0.40%
TOTAL VOTES		9,959

Bar Graph | Map



PRECINCT

Towner County

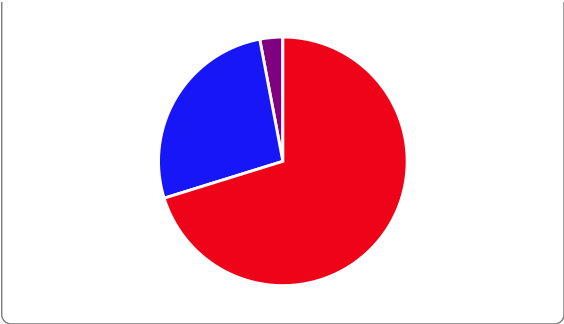
President & Vice-President of the United States

Precincts Fully: 3 / 3 | Partially: 0 / 3

Vote For 1

Bar Graph | Map

Trump and Pence ✓ Republican	830	70.70%
Biden and Harris ✓ Democratic-NPL	317	27.00%
Jorgensen and Cohen ✓ Libertarian	25	2.13%
write-in	2	0.17%
TOTAL VOTES		1,174



PRECINCT

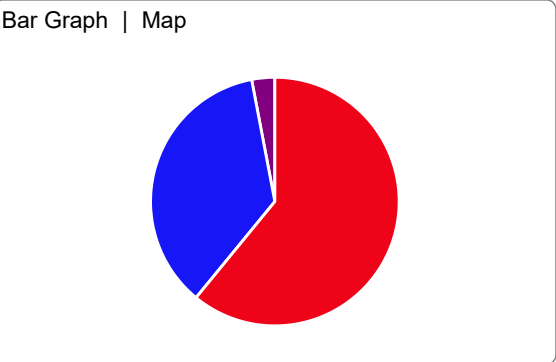
Traill County

President & Vice-President of the United States

Precincts Fully: 12 / 12 | Partially: 0 / 12

Vote For 1

Trump and Pence ✓ Republican	2,522	60.98%
Biden and Harris ✓ Democratic-NPL	1,493	36.10%
Jorgensen and Cohen ✓ Libertarian	110	2.66%
write-in	11	0.27%
TOTAL VOTES		4,136



PRECINCT

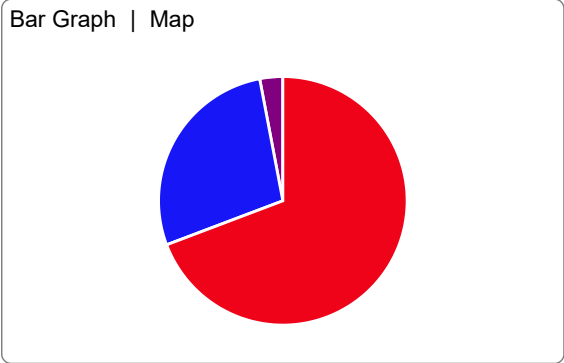
Walsh County

President & Vice-President of the United States

Precincts Fully: 2 / 2 | Partially: 0 / 2

Vote For 1

Trump and Pence ✓ Republican	3,324	69.50%
Biden and Harris ✓ Democratic-NPL	1,333	27.87%
Jorgensen and Cohen ✓ Libertarian	95	1.99%
write-in	31	0.65%
TOTAL VOTES		4,783



PRECINCT

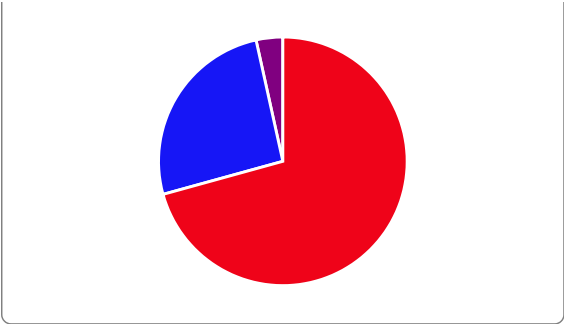
Ward County

President & Vice-President of the United States

Precincts Fully: 19 / 19 | Partially: 0 / 19

Vote For 1

Trump and Pence ✓ Republican	19,974	70.71%
Biden and Harris ✓ Democratic-NPL	7,293	25.82%
Jorgensen and Cohen ✓ Libertarian	845	2.99%
write-in	134	0.47%
TOTAL VOTES 28,246		



PRECINCT

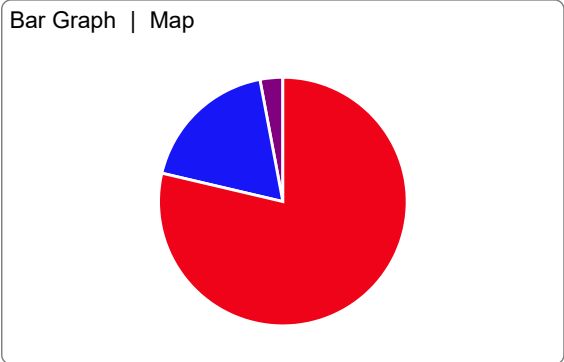
Wells County

President & Vice-President of the United States
Vote For 1

Precincts Fully: 6 / 6 | Partially: 0 / 6

Trump and Pence ✓ Republican	1,893	79.74%
Biden and Harris ✓ Democratic-NPL	442	18.62%
Jorgensen and Cohen ✓ Libertarian	32	1.35%
write-in	7	0.29%
TOTAL VOTES 2,374		

Bar Graph | Map



PRECINCT

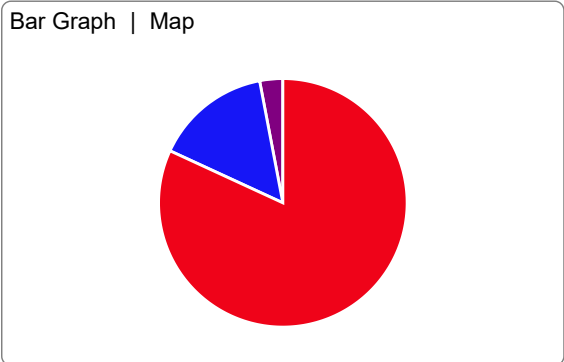
Williams County

President & Vice-President of the United States
Vote For 1

Precincts Fully: 15 / 15 | Partially: 0 / 15

Trump and Pence ✓ Republican	11,739	81.90%
Biden and Harris ✓ Democratic-NPL	2,169	15.13%
Jorgensen and Cohen ✓ Libertarian	362	2.53%
write-in	64	0.45%
TOTAL VOTES 14,334		

Bar Graph | Map



PRECINCT

Representative in Congress
Vote For 1

Precincts Fully: 422 / 422 | Partially: 0 / 422

Track this Contest

EXPORT

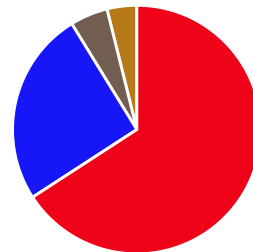


Bar Graph | Map

TOP 

EXPORT

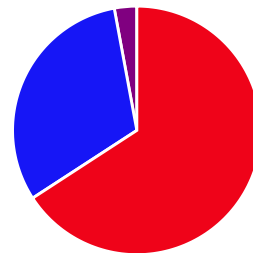
Bar Graph | Map



TOP 

EXPORT

Bar Graph | Map



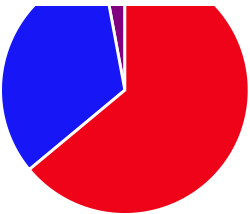
TOP 

EXPORT

Bar Graph | Map



Thomas Beadle ✓ Republican	227,583	65.60%
Mark Haugen ✓ Democratic-NPL	117,790	33.95%
write-in	1,533	0.44%
TOTAL VOTES 346,906		



COUNTY

TOP ↑

Insurance Commissioner
Vote For 1

Precincts Fully: 422 / 422 | Partially: 0 / 422

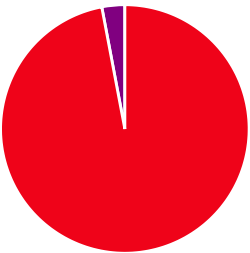
Track this Contest

EXPORT



Jon Godfread ✓ Republican	295,095	97.74%
write-in	6,813	2.26%
TOTAL VOTES 301,908		

Bar Graph | Map



COUNTY

TOP ↑

Public Service Commissioner
Vote For 1

Precincts Fully: 422 / 422 | Partially: 0 / 422

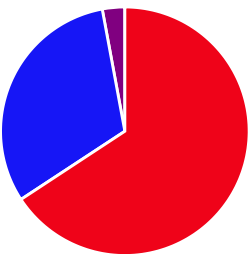
Track this Contest

EXPORT



Brian Kroshus ✓ Republican	231,898	67.62%
Casey D Buchmann ✓ Democratic-NPL	110,493	32.22%
write-in	552	0.16%
TOTAL VOTES 342,943		

Bar Graph | Map



COUNTY

TOP ↑

Superintendent of Public Instruction
Vote For 1

Precincts Fully: 422 / 422 | Partially: 0 / 422

Track this Contest

EXPORT



Bar Graph | Map



1/23/2021

North Dakota Secretary of State

Kirsten Baesler ✓

Nonpartisan

192,835

59.13%

Brandt J Dick

Nonpartisan

130,280

39.95%

write-in

3,005

0.92%

TOTAL VOTES

326,120

COUNTY

TOP ↑

Justice of the Supreme Court

Precincts Fully: 422 / 422 | Partially: 0 / 422

Track this Contest

Vote For 1

EXPORT

Jon Jay Jensen ✓

Nonpartisan

290,346

99.08%

write-in

2,703

0.92%

TOTAL VOTES

293,049

Bar Graph | Map

COUNTY

TOP ↑

Constitutional Measure No. 1 Relating to the state board of higher education

Precincts Fully: 422 / 422 | Partially: 0 / 422

Track this Contest

Vote For 1

EXPORT

Yes

91,706

27.48%

No ✓

242,004

72.52%

TOTAL VOTES

333,710

Bar Graph | Map

MEASURE INFORMATION

COUNTY

TOP ↑

Constitutional Measure No. 2 Relating to initiated constitutional amendments.

Precincts Fully: 422 / 422 | Partially: 0 / 422

Track this Contest

Vote For 1

EXPORT

Bar Graph | Map

https://results.sos.nd.gov/ResultsSW.aspx?text=All&type=SW&map=CTY&eid=313#County14775

25/26

Yes	125,460	38.39%
No ✓	201,343	61.61%
TOTAL VOTES 326,803		



- MEASURE INFORMATION
- COUNTY
- TOP ↑

ELECTION RESOURCES

100

McKenzie County Farmer 

Your Newspaper:
A Living Textbook

Testimony Prepared for the
Senate Government & Veterans Affairs

Jan. 28th, 2021

Donnell Preskey, NDACo



RE: Support for SB 2231 – Publication of Official Election Results

Good afternoon Chairman Veda and committee members, I'm Donnell Preskey with the North Dakota Association of Counties. In that capacity, I serve as Executive Director for the Auditors and Treasurers Associations which are in support of this bill.

SB 2231 represents one of the items identified by County Auditors as an unnecessary publication requirement. By the time official election results are printed in the paper, they are already "old news" and known by the public. Elections are newsworthy at all levels and the results are available and reported by the media and on the Secretary of State's Election website. Because of the timing of weekly newspaper deadlines and when the canvassing board meets, the official results appear in papers several weeks after the election. Therefore, we support at the very least, the repeal of this requirement if counties list the results on their websites.

It is important to note that advertising rates are negotiated and set every biennium by OMB. Although this mechanism is efficient, local governments have little direct control of this cost. We estimate counties spent \$450,000 a year on publication requirements.

During our last survey of our 53 counties, only three counties are lacking websites.

Mr. Chairman, the same bill was before you last session. But in the past two years, there has been a dramatic shift in the number of papers that have reduced their printing circulations with major papers like the Forum manages as well as The Bismarck Tribune – reducing the days of the week they are printing papers and instead offering the information online. That is the major reason for our association asking you to do what newspapers have done – allow for our citizens to get this information online.

January 28, 2021

Senate Government and Veterans Affairs Committee

RE: SB 2231

Dear Members of the Senate Government and Veterans Affairs Committee.

I am writing to you to encourage a modification of SB 2231. I agree that the election results should be published on the county's website.

However I also believe that the county's should continue to publish the election results in the local paper. Our local newspapers continue to be the lifeblood of our communities. Public notices are an important source of information to the residents and provide financial support to the newspapers. Local newspapers struggle to survive in the current environment and this would be one additional challenge they would face. They are also a permanent historical record. We need to do everything we can to continue to support our local newspapers.

I would simply request that you modify the language and replace "or" with "and". This allows the election results to be published on the county website immediately and followed up in the local paper.

A handwritten signature in blue ink, appearing to read "JEBSCH", with a long horizontal flourish extending to the right.

Jeffrey L. Ebsch

411 4th Street SE, PO Box 143

Stanley, ND 58784

(701) 721-2708

ebschj@yahoo.com

2021 SENATE STANDING COMMITTEE MINUTES

Government and Veterans Affairs Committee Room JW216, State Capitol

SB 2231
1/29/2021

Relating to publication of election results.

Chair Vedaa called to order at 10:37 a.m. with Sen Vedaa, Meyer, Elkin, K Roers, Wobbema, Weber, and Marcellais present.

Discussion Topics:

- Committee Work

Sen Wobbema: I move a **Do Not Pass**.

Sen Weber: I second.

Roll Call Vote: 5 -- YES 2 -- NO -0- ab Motion Passed

Senators	Vote
Senator Shawn Vedaa	Y
Senator Scott Meyer	N
Senator Jay R. Elkin	Y
Senator Richard Marcellais	Y
Senator Kristin Roers	N
Senator Mark F. Webber	Y
Senator Michael A. Wobbema	Y

Sen Weber will carry the bill.

Adjourned at 10:45 a.m.

Pam Dever, Committee Clerk

REPORT OF STANDING COMMITTEE

SB 2231: Government and Veterans Affairs Committee (Sen. Vedaa, Chairman)
recommends **DO NOT PASS** (5 YEAS, 2 NAYS, 0 ABSENT AND NOT VOTING). SB
2231 was placed on the Eleventh order on the calendar.