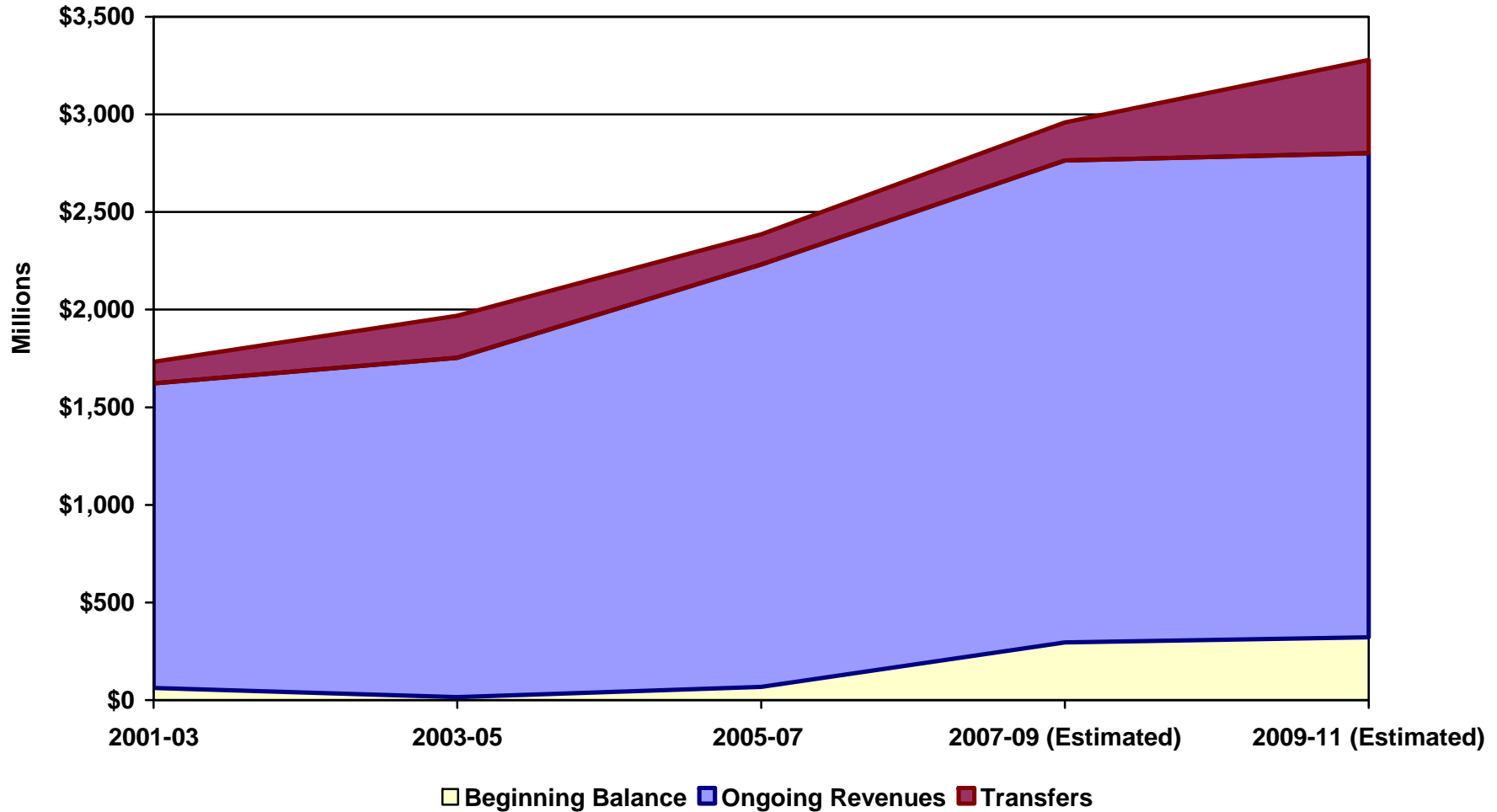


GENERAL FUND REVENUE SUMMARY

TOTAL REVENUES

Based on the 2009-11 biennium legislative revenue forecast, total 2009-11 biennium general fund revenues, including the estimated beginning balance, ongoing revenues, and transfers are estimated to be \$3,278.9 million, which is \$320.8 million, or 10.8 percent, more than total 2007-09 biennium revenues of \$2,958.1 million and an **increase of \$103.2 million** compared to the executive budget recommendation of \$3,175.7 million.

The following is a summary of revenues for the 2001-03 through 2009-11 bienniums:



	2001-03	2003-05	2005-07	2007-09 (Estimated)	2009-11 (Estimated)
Beginning balance	\$62,240,652	\$14,790,311	\$68,015,056	\$295,541,176	\$321,091,738
Ongoing revenues	1,559,444,550	1,739,132,961	2,162,706,208	2,468,201,627	2,480,779,286
Transfers	110,433,690	214,265,069 ¹	154,710,132	194,374,056	477,023,836
Total	\$1,732,118,892	\$1,968,188,341	\$2,385,431,396	\$2,958,116,859	\$3,278,894,860

¹This amount includes \$56,456,581 of federal fiscal relief funding received by the state, \$50,000,000 in direct payments, and \$6,456,581 received as enhanced federal medical assistance percentage (FMAP) reimbursements relating to 2001-03 biennium expenditures but were not received until the 2003-05 biennium.

BEGINNING BALANCE

The executive budget (December 2008) estimated general fund beginning balances were \$295.5 million and \$391.8 million, respectively, for the 2007-09 and 2009-11 bienniums. The Legislative Assembly adopted a revised revenue forecast in February 2009 for the 2007-09 and 2009-11 bienniums. Based on this forecast, it was anticipated that the 2009-11 beginning balance would increase by \$18.9 million compared to the executive budget revenue forecast. Based on the 2009-11 legislative general fund revenue forecast, the July 1, 2009, beginning balance is estimated to be \$321 million, a **decrease of \$70.8 million** compared to the executive budget forecast.

Other major legislative action affecting the July 1, 2009, beginning general fund balance includes:

- **House Bill No. 1023** decreases 2007-09 general fund deficiency appropriations included in the executive budget by \$2 million.
- **House Bill No. 1083** changes the filing date for monthly sales tax filers for May in odd-numbered years. This bill is estimated to have a one-time effect on general fund revenues. As a result, 2007-09 biennium general fund revenues are estimated to decrease by \$15.56 million, resulting in a lower 2009-11 biennium beginning balance.
- **Senate Bill No. 2012** provides \$59.9 million in cost-sharing funds for weather-related costs and provides a transfer of \$43 million to the state disaster relief fund.
- **Senate Bill No. 2393** provides \$1 million for emergency snow removal grants for the 2007-09 biennium.
- The 2009-11 legislative revenue forecast estimates unspent general fund authority for the 2007-09 biennium to be \$32.2 million, an increase of \$22.2 million from the executive budget forecast. In addition, **House Bill No. 1012** includes provisions affecting the Department of Human Services' unspent 2007-09 appropriation authority resulting in increasing the estimated beginning balance by \$30.03 million. Therefore, 2007-09 biennium unspent general fund appropriation authority is anticipated to total \$62,230,000.

ONGOING REVENUES

The executive budget (December 2008) general fund revenue forecast, excluding transfers, was estimated to be \$2,487.5 million and \$2,676.6 million, respectively, for the 2007-09 and 2009-11 bienniums. The Legislative Assembly adopted a revised revenue forecast in February 2009 for the 2007-09 and 2009-11 bienniums. Total general fund revenues were estimated to **decrease by \$3.3 million** for the 2007-09 biennium and **decrease by \$93 million** for the 2009-11 biennium as compared to the executive budget revenue forecast.

Based on the 2009-11 biennium legislative revenue forecast, general fund revenues, excluding transfers, for the 2009-11 biennium are anticipated to be \$2,480.8 million, which is .5 percent, or \$12.6 million, more than the 2007-09 biennium revised revenue forecast of \$2,468.2 million. The 2009 Legislative Assembly reduced ongoing revenues by \$195.8 million, including \$100 million relating to the impact of Senate Bill No. 2199 providing income tax relief, as compared to the executive budget revenue forecast.

Major areas of 2009-11 biennium **revenue growth** as compared to the revised 2007-09 biennium revenue forecast include:

- Taxable sales and purchases are estimated to increase by \$42.9 million, or 4.0 percent (see **Sales and Use Taxes** section below).
- Individual income tax collections are estimated to increase by \$40.97 million, or 6.7 percent (see **Income Taxes** section below).
- Mineral leasing fees are estimated to increase by \$1.2 million, or 5.5 percent.

Major areas of 2009-11 biennium **revenue reduction** as compared to the revised 2007-09 biennium revenue forecast include:

- Interest income is estimated to decline by \$12.2 million, or 31.2 percent.
- Gaming tax collections are estimated to decline by \$3.5 million, or 17.2 percent (see **Gaming Taxes** section below).
- Motor vehicle excise tax collections are estimated to decline by \$39.9 million, or 31.4 percent (see **Motor Vehicle Excise Taxes** section below).

The 2009 Legislative Assembly approved the following bills, which have a major impact on revenues:

Income Taxes

- **Senate Bill No. 2199** amends the corporate, individual, estate, and trust tax rates. The reduced income tax rate provisions of Senate Bill No. 2199 are estimated to reduce individual income tax collections by \$90 million and corporate income tax collections by \$10 million during the 2009-11 biennium.
- **House Bill No. 1256** provides an income tax deduction of 30 percent for certain qualified dividends on the state's primary individual income tax form--ND-1. This reduction is anticipated to reduce individual income tax collections by \$4.6 million during the 2009-11 biennium.
- **House Bill No. 1428** raises the maximum aggregate amount of income tax credits available for renaissance zone investments from \$5 million to \$7.5 million. This bill is anticipated to reduce income tax collections by a maximum of \$2.5 million.
- **House Bill No. 1209** creates an individual income tax credit for premiums paid for long-term care partnership plan insurance coverage. This bill is anticipated to reduce individual income tax collections by \$1.5 million.

Sales and Use Taxes

- **Senate Bill No. 2040** provides a sales and use tax exemption for expanding or constructing telecommunications infrastructure. This bill is anticipated to reduce sales and use tax collections by \$4.7 million during the 2009-11 biennium.

Motor Vehicle Excise Taxes

- **Senate Bill No. 2012** provides for 25 percent of motor vehicle excise tax collections to be deposited in the highway fund rather than the general fund. This bill is anticipated to reduce general fund motor vehicle excise tax collections by \$30.5 million.
- **Senate Bill No. 2184** excludes motor vehicle manufacturers' incentives and discounts from the motor vehicle excise tax. This bill is anticipated to reduce general fund motor vehicle tax collections by \$4.6 million.

Gaming Taxes

- **House Bill No. 1317** reduces the pull tab excise tax from 4.5 percent to 3 percent. This bill is anticipated to reduce gaming tax collections by \$3.7 million.

Oil Taxes

North Dakota Century Code (NDCC) Section 57-51.1-07.2 provides that all revenues deposited in the general fund during a biennium that are derived from the oil and gas gross production and oil extraction tax collections which exceed \$71 million are to be transferred into the permanent oil tax trust fund. Based on the February 2009 revised revenue forecast for the 2009-11 biennium, total oil and gas tax collections are estimated to be \$425.1 million, of which \$71 million is to be deposited in the general fund and \$354.1 million in the permanent oil tax trust fund. The following bills approved by the 2009 Legislative Assembly are anticipated to reduce oil and gas gross production and oil extraction tax collections to the permanent oil tax trust fund by \$31 million, from \$354.1 million to \$323.1 million.

- **House Bill No. 1304** increases the allocation to the oil and gas impact grant fund from \$6 million to \$8 million and changes the distribution formula for oil and gas gross production tax, increasing the county share, removing the population-based caps, and allocating \$500,000 annually to cities in oil-producing counties that have a population greater than 7,500. This bill is anticipated to decrease the amount of oil and gas gross production taxes deposited into the permanent oil tax trust fund by \$30 million for the 2009-11 biennium.
- **Senate Bill No. 2051** increases the transfer of the state's share of oil and gas gross production tax and oil extraction tax revenues to the oil and gas research fund by \$1 million, from \$3 million to \$4 million.

Oil extraction tax incentive rates under NDCC Chapter 57-51.1 did not become effective on May 1, 2009, as anticipated in the February 2009 legislative forecast. As a result, oil extraction tax rate incentives approved by the 2009 Legislative Assembly in House Bill No. 1235 became effective. The net effect of these two changes,

if they do not change again prior to June 30, 2011, is estimated to increase permanent oil tax trust fund revenues by \$16.5 million for the period beginning May 1, 2009, and ending June 30, 2011. The amount discussed above does not reflect this estimated increase. Depending on oil prices, the incentive rates under Chapter 57-51.1 could become effective in October 2009.

The forecasted oil tax revenue collections are based on a number of factors, including tax rate incentives and exemptions, oil prices, oil production, etc. The February 2009 legislative forecast estimated oil prices to range from \$40 to \$45 per barrel in the first year of the 2009-11 biennium and \$50 to \$55 per barrel in the second year. The estimated average daily production rate is approximately 213,000 barrels for the 2009-11 biennium. Actual prices, production, and other factors throughout the 2009-11 biennium could increase or decrease actual oil tax revenue collections by amounts that increase or decrease the \$16.5 million discussed above.

TRANSFERS

The February 2009 revised revenue forecast did not change the executive budget (December 2008) estimated total transfers of \$194.4 million and \$107.3 million, respectively, for the 2007-09 and 2009-11 bienniums. The 2009 Legislative Assembly provided for 2009-11 biennium transfers to the general fund of \$477.0 million, an increase of \$369.7 million compared to the executive budget forecast.

Major legislative action affecting the 2009-11 biennium transfers to the general fund includes:

- **House Bill No. 1015** provides for a transfer of \$140 million from the permanent oil tax trust fund and **Senate Bill No. 2199** provides for a transfer of \$295 million from the permanent oil tax trust fund for property tax relief.
- **Senate Bill No. 2013** reduces the transfer from the lands and minerals trust fund from \$43.5 million to \$35 million.
- **Senate Bill No. 2014** removes the \$60 million transfer from the Bank of North Dakota, authorizes up to \$1 million to be transferred from the Bank of North Dakota to the general fund relating to the Ag PACE disaster program, and bases Mill and Elevator transfers on the level of Mill and Elevator profits each year. The anticipated transfer for the 2009-11 biennium is \$4.7 million, an increase of \$2.2 million compared to the executive recommendation of \$2.5 million.

OTHER MAJOR TAX AND FEE CHANGE BILLS

The following is a summary of other bills approved by the 2009 Legislative Assembly that provide for major tax or fee changes:

Bill No.	Description	Estimated General Fund Impact Due to Increase	Estimated Other Funds Impact Due to Increase
1141	Provides for an increase in the licensing and renewal fees charged to surplus lines insurance producers and consultants. The fees are to be deposited in the insurance regulatory trust fund.		\$98,580
1306	Provides for a restricted license for subsequent offenders participating in the 24/7 sobriety program		\$110,000
1368	Provides for an initial fee of \$250 for certification of reduced ignition cigarettes. The fees are to be deposited in the Reduced Cigarette Ignition Propensity and Firefighter Protection Act enforcement fund.		\$225,000
1402	Provides for reinstatement of wheat checkoff promotion fees at the current rate, which would have decreased as of July 1, 2009		\$1,512,000
1484	Increases the maximum facility fee for hazardous chemicals. Fifty percent of the fees would be provided as grants to counties and 50 percent would be deposited in the hazardous chemical fund.		\$70,000
2046	Provides for a fee for Life Safety Code surveys of all health facilities licensed by the State Department of Health. The fees are to be deposited in the department's operating fund for associated costs.		\$106,230
2160	Requires the licensing and registration of mortgage loan originators. The fees are to be deposited in the Department of Financial Institutions' regulatory fund.		\$209,400
2203	Increases the barley checkoff from the current rate of 10 mills to 20 mills		\$1,240,000

Bill No.	Description	Estimated General Fund Impact Due to Increase	Estimated Other Funds Impact Due to Increase
2208	Increases the assessment on flax from the current rate of 2 cents per bushel to 3 cents per bushel. The assessment on canola and sunflower is increased from the current rate of 3 cents per bushel to 4 cents per bushel.		\$2,770,181
2350	Creates an assessment of three one-hundredths of 1 cent per gallon of ethanol produced in North Dakota. The funding is provided on a continuing appropriation basis to the North Dakota Ethanol Council, which was created by this bill.		\$190,800
2378	Increases the off-highway vehicle tax from \$5 to \$15. The fees are to be deposited in the off-highway vehicle fund for use by the Parks and Recreation Department, upon appropriation from the Legislative Assembly, to establish off-highway vehicle facilities and use areas, to provide safety and education programs, and for enforcement of registration requirements.		\$260,000
2415	Adds a new concealed weapons permit category, increases the concealed weapons permit fees from \$25 to \$45, and eliminates the general fund share of the permit fee	(\$82,764)	\$340,956

**GENERAL FUND REVENUE ESTIMATES FOR THE 2007-09 AND 2009-11 BIENNIUMS
AND ACTUAL COLLECTIONS FOR PRIOR BIENNIUMS**

	Actual		Estimated		2009-11 Increase (Decrease) Compared to 2007-09	2009-11 Percentage Increase (Decrease) Compared to 2007-09
	2003-05 Biennium	2005-07 Biennium	2007-09 Biennium ¹	2009-11 Biennium ²		
Beginning balance	\$14,790,311	\$68,015,056	\$295,541,176	\$321,091,738	\$25,550,562	8.6%
Revenue source						
Sales and use tax	\$717,758,293	\$841,930,866	\$1,067,072,783	\$1,109,974,800	\$42,902,017	4.0%
Motor vehicle excise tax	128,010,103	125,722,268	126,839,256 ³	86,978,250	(39,861,006)	(31.4%)
Individual income tax	452,547,326	587,659,377	614,538,328 ⁴	655,508,000 ⁴	40,969,672	6.7%
Corporate income tax	102,926,972	232,294,310	252,903,698 ⁵	239,110,000	(13,793,698)	(5.5%)
Insurance premium tax	56,284,535	52,873,010	66,590,545	66,000,000	(590,545)	(0.9%)
Business privilege tax	4,958,673	9,702,362	10,261,402	9,500,000	(761,402)	(7.4%)
Cigarette and tobacco tax	39,476,712	44,683,370	45,879,687	45,428,000	(451,687)	(1.0%)
Oil and gas gross production tax	45,534,044 ⁶	45,970,447 ⁶	39,309,315 ⁶	39,309,315 ⁶	0	0.0%
Oil extraction tax	25,465,956 ⁶	25,029,553 ⁶	31,690,685 ⁶	31,690,685 ⁶	0	0.0%
Coal conversion tax	47,196,831	49,217,864	47,465,410	45,005,000	(2,460,410)	(5.2%)
Gaming tax	20,850,911	17,986,019	20,283,806	16,799,316	(3,484,490)	(17.2%)
Lottery	7,269,005	12,600,000	11,155,000	11,155,000	0	0.0%
Wholesale liquor tax	11,889,465	12,787,869	13,658,874	13,644,000	(14,874)	(0.1%)
Mineral leasing fees	11,024,583	13,960,279	21,537,674	22,715,000	1,177,326	5.5%
Interest income	6,935,015	36,507,217	39,245,931	27,000,000	(12,245,931)	(31.2%)
Departmental collections	61,004,537	53,781,397	59,769,233	60,961,920	1,192,687	2.0%
Total revenues	\$1,739,132,961	\$2,162,706,208	\$2,468,201,627	\$2,480,779,286	\$12,577,659	0.5%
Transfers and other sources						
Transfer - Bank of North Dakota	\$60,000,000	\$60,000,000	\$60,000,000	\$1,000,000 ⁷	(\$59,000,000)	(98.3%)
Transfer - Student loan trust	26,258,969	9,000,000	3,100,000	0	(3,100,000)	(100.0%)
Transfer - Mill and Elevator	5,000,000	5,000,000	0 ⁸	4,735,836	4,735,836	N/A
Transfer - Gas tax administration	1,396,200	1,400,000	1,274,056	1,288,000	13,944	1.1%
Transfer - Lands and minerals trust fund	2,000,000	6,800,000	15,000,000	35,000,000	20,000,000	133.3%
Transfer - Permanent oil tax trust fund	11,910,000	55,300,000	115,000,000	435,000,000	320,000,000	278.3%
Transfer - State bonding fund	2,800,000	0	0	0	0	N/A
Transfer - Water development trust fund	10,070,373	0	0	0	0	N/A
Transfer - Health care trust fund	35,911,035	16,900,000	0	0	0	N/A
Transfer - Information technology savings	0	0	0	0	0	N/A
Transfers - Other	2,461,911	310,132	0	0	0	N/A
Total transfers and other sources	\$157,808,488	\$154,710,132	\$194,374,056	\$477,023,836	\$282,649,780	145.4%
Total beginning balance, revenues, and transfers	\$1,911,731,760	\$2,385,431,396	\$2,958,116,859	\$3,278,894,860	\$320,778,001	10.8%
Federal fiscal relief payments	\$56,456,581 ⁹	\$0	\$0	\$0	\$0	N/A
Total revenues, including federal fiscal relief payments	\$1,968,188,341	\$2,385,431,396	\$2,958,116,859	\$3,278,894,860	\$320,778,001	10.8%

¹ Revised 2007-09 revenue forecast.

² Legislative amounts for the 2009-11 biennium.

³ Sections 13 and 15 of House Bill No. 1012 (2007) provides for 10 percent of motor vehicle excise taxes to be deposited in the highway fund rather than the general fund during the 2007-09 biennium. Originally, this bill was anticipated to reduce general fund motor vehicle excise tax collections by \$12.6 million for the 2007-09 biennium. Based on the 2007-09 revised forecast, it is now anticipated that \$14.1 million will be deposited in the highway fund rather than the general fund during the 2007-09 biennium. Senate Bill No. 2012 (2009) provides for 25 percent of motor vehicle excise taxes to be deposited in the highway fund rather than the general fund for the 2009-11 biennium. This bill is anticipated to reduce general fund motor vehicle excise tax collections by \$30.5 million for the 2009-11 biennium.

⁴ The amounts shown for the 2007-09 biennium reflect a revenue reduction of \$101 million relating to property tax income tax credits during the 2007-09 biennium. The amounts shown for the 2009-11 biennium reflect a revenue reduction of \$90 million relating to income tax relief.

⁵ The amounts shown for the 2007-09 biennium reflect a revenue reduction of \$11 million relating to property tax income tax credits during the 2007-09 biennium. The amount shown for the 2009-11 biennium reflects a revenue reduction of \$10 million relating to income tax relief.

⁶ From 1999 through 2003, North Dakota Century Code (NDCC) Section 57-51.1-07.2 provided that if, at the end of any biennium, oil and gas gross production and extraction tax collections during the biennium exceed \$62 million, the excess amount must be transferred from the general fund to the permanent oil tax trust fund. Interest on money in the fund is transferred to the general fund.

Section 26 of 2003 Senate Bill No. 2015 amended NDCC Section 57-51.1-07.2 so that all revenues deposited in the general fund during a biennium that are derived from the oil and gas gross production tax which exceed \$71 million are to be transferred into the permanent oil tax trust fund, instead of the prior \$62 million limit. In August 2003, \$11.91 million was transferred from the permanent oil tax trust fund to the general fund, pursuant to Section 6 of 2003 Senate Bill No. 2015.

Total oil and gas tax collections were \$120.5 million during the 2003-05 biennium, resulting in \$49.5 million being transferred to the permanent oil tax trust fund at the end of that biennium. The July 1, 2005, balance in the permanent oil tax trust fund was \$50.4 million.

Total oil and gas tax collections were \$240.8 million during the 2005-07 biennium, resulting in \$169.8 million being transferred to the permanent oil tax trust fund at the end of that biennium. The July 1, 2007, balance in the permanent oil tax trust fund was \$143.3 million.

Total oil and gas tax collections are estimated to be \$548.5 million for the 2007-09 biennium, resulting in \$477.5 million being transferred to the permanent oil tax trust fund. The 2007 Legislative Assembly authorized transfers from the permanent oil tax trust fund for funding centers of excellence (\$15,000,000), higher education capital projects and programs (\$7,783,315), a new Veteran's Home facility (\$6,483,226), an agriculture research and extension operating pool (\$750,000), grants to tribal colleges (\$700,000), and for a transfer to the general fund (\$115,000,000). The estimated June 30, 2009, balance in the permanent oil tax trust fund is \$475 million.

Based on the February 2009 legislative revenue forecast, total oil and gas tax collections are estimated to exceed \$71 million by \$354.1 million; however, the 2009 Legislative Assembly approved bills that increase the county share of taxes and allocation to the oil and gas impact grant fund (House Bill No. 1304) and increase the transfer to the oil and gas research fund (Senate Bill No. 2051) which are anticipated to reduce oil and gas tax collections by \$31 million. The 2009 Legislative Assembly authorized transfers from the permanent oil tax trust fund for higher education capital projects and programs (\$11,675,000), water project grants (\$2,792,000), grants to tribal colleges (\$700,000), funding for Prairie Public Broadcasting (\$1,008,100), a transfer to the property tax relief sustainability fund (\$295,000,000), and a transfer to the general fund of \$435,000,000, of which \$295,000,000 is for property tax relief. The estimated June 30, 2011, balance in the permanent oil tax trust fund is \$51.8 million.

⁷ The Legislative Assembly removed the \$60 million transfer from the Bank of North Dakota for the general fund included in the executive budget. The Legislative Assembly provided in Section 16 of 2009 Senate Bill No. 2014 for a transfer of up to \$1 million from the Bank of North Dakota to the general fund to replace any funds deposited in the Ag PACE fund and obligated for a disaster program to assist farmers and livestock producers that suffered extraordinary losses as a result of weather-related events in the winter and spring of 2009.

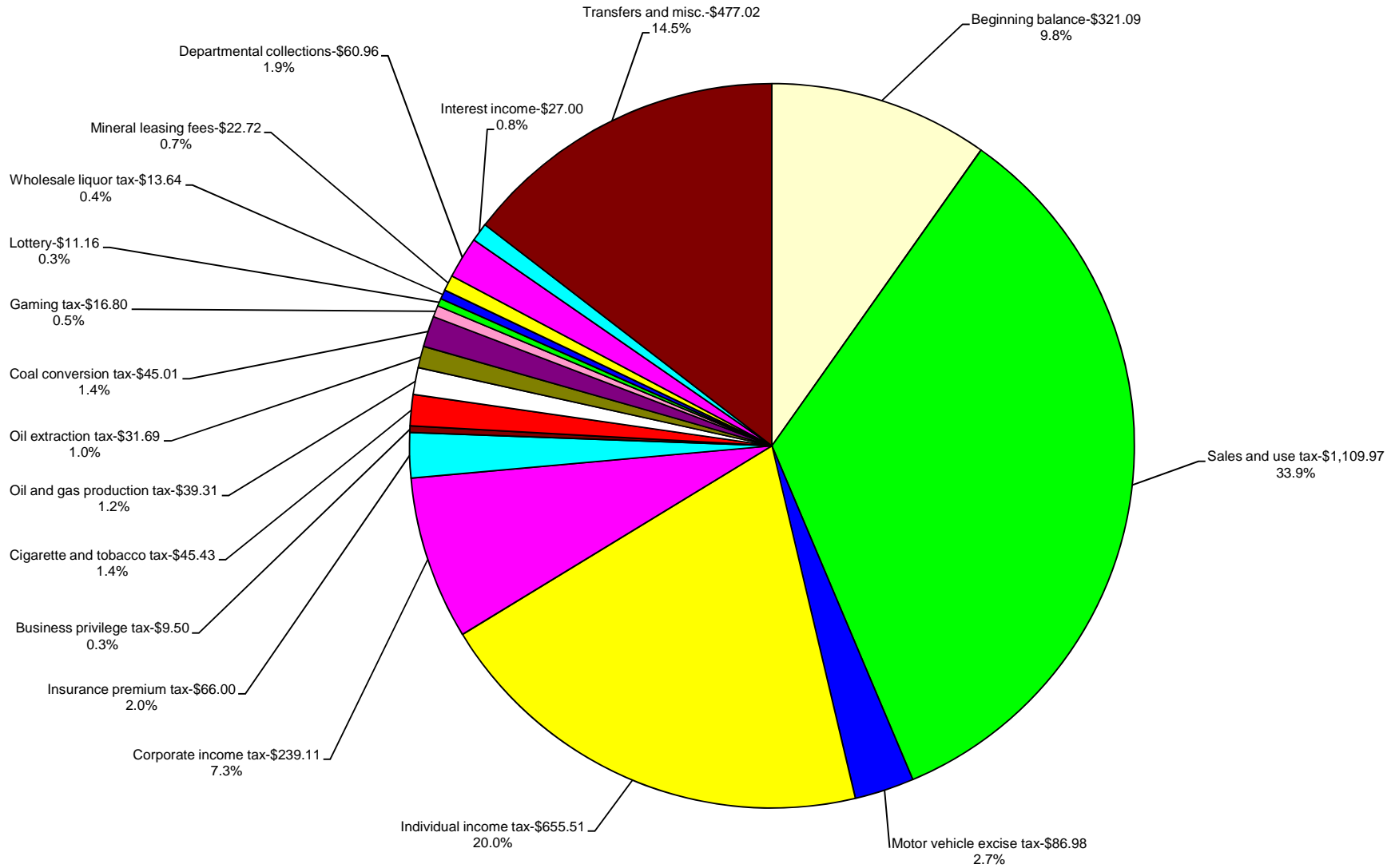
⁸ The 2009-11 Legislative Assembly repealed the \$5 million transfer from the Mill and Elevator for the 2007-09 biennium and provided for future transfers from the Mill and Elevator based on a percentage of mill profits. The amount shown for the 2009-11 biennium is the estimated transfer based on projected Mill and Elevator profits for the 2009-11 biennium.

⁹ This amount relates to \$56,456,581 of federal fiscal relief funding received by the state, \$50,000,000 in direct payments, and \$6,456,581 received as enhanced federal medical assistance percentage (FMAP) reimbursements relating to 2001-03 biennium expenditures but were not received until the 2003-05 biennium.

2009-11 ESTIMATED GENERAL FUND REVENUES

Total 2009-11 Estimated General Fund Revenues - \$3,278.89

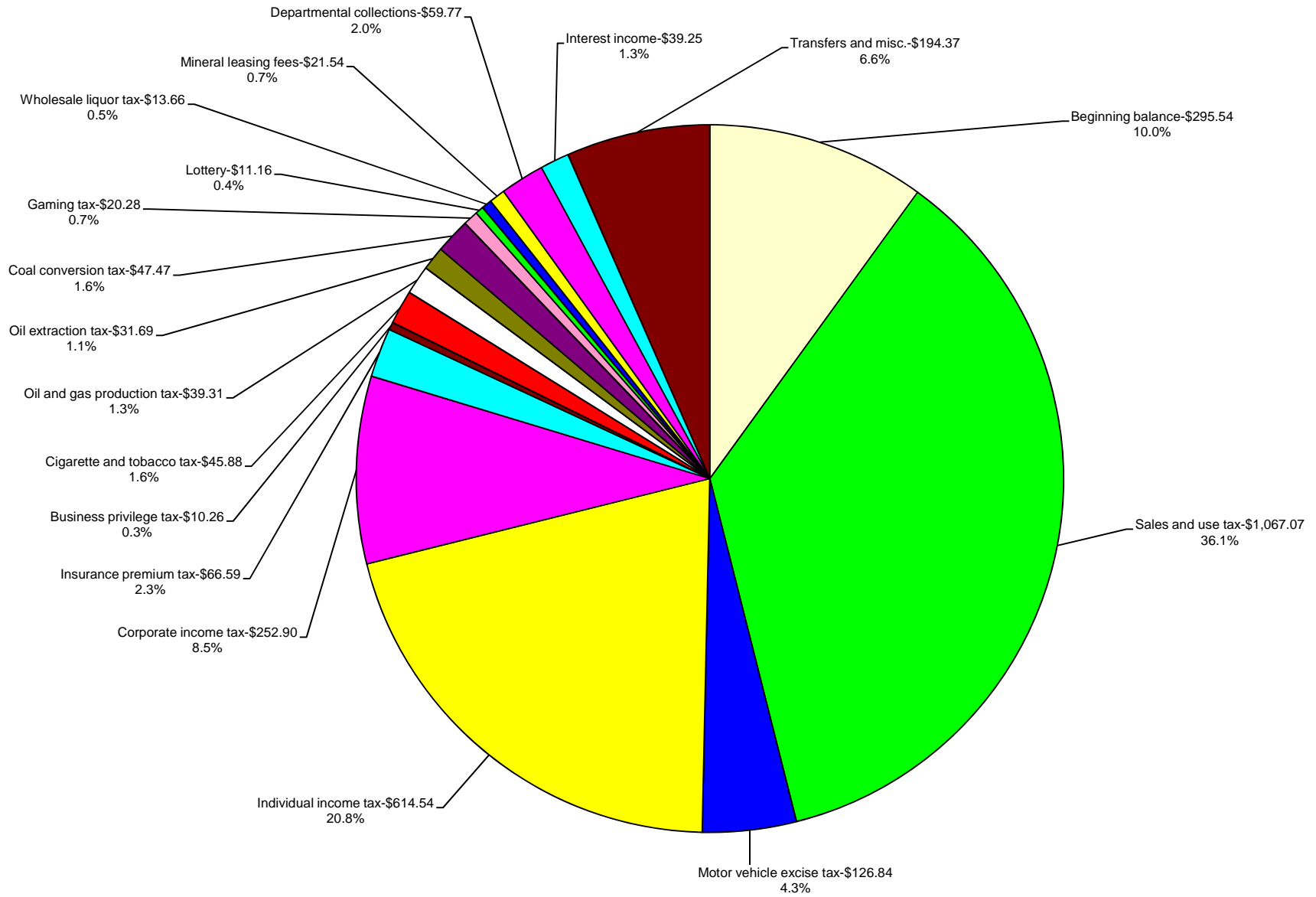
(Amounts Shown in Millions)



2007-09 ESTIMATED GENERAL FUND REVENUES

Total 2007-09 Estimated General Fund Revenues - \$2,958.12

(Amounts Shown in Millions)



DEFICIENCY APPROPRIATIONS FOR THE 2007-09 BIENNIUM

	Executive Budget Recommendation			Legislative Appropriation		
	General Fund	Other Funds	Total	General Fund	Other Funds	Total
Office of Management and Budget - Estimated amount needed to repay the \$5 million loan from the Bank of North Dakota for authorized centers of excellence projects (HB 1023)	\$5,000,000		\$5,000,000			
Office of Management and Budget - Funding from the permanent oil tax trust fund to match federal funding received in the 2007-09 biennium designated for livestock producers affected by severe winter weather and flooding (HB 1015)					\$250,000	\$250,000
State Treasurer - Funding to be distributed to the state and political subdivisions for weather-related transportation cost-sharing (SB 2012)				\$59,900,000		59,900,000
Attorney General - Estimated amount needed for litigation fees, prosecution witness fees, and arrest and return of fugitives (HB 1023)	99,000		99,000	94,000		94,000
Attorney General - Funding available from federal funds for capital assets for the State Crime Laboratory (HB 1023)					340,000	340,000
Department of Public Instruction - Funding for grants from special funds derived from federal funds (HB 1013)					20,000,000	20,000,000
University of North Dakota - Estimated amount needed to repay the Bank of North Dakota for the state's share of expenses resulting from the 1997 flood (HB 1023)	1,310,955		1,310,955	2,858,771		2,858,771
North Dakota State University - Estimated amount needed to repay the Bank of North Dakota for the state's share of expenses resulting from the 2000 flood (HB 1023)	527,842		527,842	527,842		527,842
Tobacco Prevention and Control Executive Committee - Estimated amount of funding to be used by the Tobacco Prevention and Control Executive Committee from the tobacco prevention and control trust fund for 2007-09 operating expenses (HB 1015)					62,403	62,403
Adjutant General - Department of Emergency Services - Estimated amount needed to repay the Bank of North Dakota for the state's share of disaster costs (HB 1023)	3,422,553		3,422,553	3,422,553		3,422,553
Adjutant General - Department of Emergency Services - Funding for emergency snow removal grants (HB 1023)				1,400,000		1,400,000
Adjutant General - Department of Emergency Services - Funding to provide emergency snow removal grants to counties and cities (SB 2393)				1,000,000		1,000,000
Adjutant General - Department of Emergency Services - Transfer to the state disaster relief fund (SB 2012)				43,000,000		43,000,000
Main Research Center - Estimated amount needed for bond payments on capital projects authorized by the 2005 Legislative Assembly. Payments were inadvertently omitted from the 2007-09 appropriation (HB 1023).	100,499		100,499	100,499		100,499

	Executive Budget Recommendation			Legislative Appropriation		
	General Fund	Other Funds	Total	General Fund	Other Funds	Total
Central Grasslands Research Center - Estimated amount needed for bond payments on capital projects authorized by the 2005 Legislative Assembly. Payments were inadvertently omitted from the 2007-09 appropriation (HB 1023).	13,560		13,560	13,560		13,560
North Central Research Center - Estimated amount needed for bond payments on capital projects authorized by the 2005 Legislative Assembly. Payments were inadvertently omitted from the 2007-09 appropriation (HB 1023).	22,094		22,094	22,094		22,094
Department of Transportation - State highway fund and public transportation fund portion of 2007-09 weather-related distributions (SB 2012)					8,500,000	8,500,000
Total deficiency appropriations for the 2007-09 biennium	\$10,496,503	\$0	\$10,496,503	\$112,339,319	\$29,152,403	\$141,491,722