

# MICROFILM DIVIDER

OMB/RECORDS MANAGEMENT DIVISION

SFN 2053 (2/85) 5M



ROLL NUMBER

DESCRIPTION

1466

The micrographic images on this film are accurate reproductions of records delivered to Modern Information Systems for microfilming and were filmed in the regular course of business. The photographic process meets standards of the American National Standards Institute (ANSI) for archival microfilm. NOTICE: If the filmed image above is less legible than this Notice, it is due to the quality of the document being filmed.

La Costa Richardson  
Operator's Signature

10/6/63  
Date

2003 HOUSE HUMAN SERVICES  
HB 1466

The micrographic images on this film are accurate reproductions of records delivered to Modern Information Systems for microfilming and were filmed in the regular course of business. The photographic process meets standards of the American National Standards Institute (ANSI) for archival microfilm. NOTICE: If the filmed image above is less legible than this Notice, it is due to the quality of the document being filmed.

Yolanda Rickford  
Operator's Signature

10/6/03  
Date

2003 HOUSE STANDING COMMITTEE MINUTES

BILL/RESOLUTION NO. HB 1466

House Human Services Committee

☐ Conference Committee

Hearing Date January 27, 2003

Tape Number	Side A	Side B	Meter #
1		x	41.3 - 59.1
2	x		0.0 - 13.4
Committee Clerk Signature <i>Sharon R. Jensen</i>			

Minutes: Rep. Niemeier appeared as prime sponsor with written testimony.

Rep. Winrich appeared as cosponsor in support also.

Rep. Potter appeared as cosponsor in support with written testimony (hand out) with the key points outlined.

Connie Hildenbrand, representing the American Assoc. of University Women and appeared in support.

Linda Isaakson, Council on Abused Women appeared in support with written testimony asking to change from 12 month s to 24 months.

No opposition.

John Hougen, Director of Public Assistance appeared neutral on the bill with written testimony.

Work participation requirements: If you look at the Federal Law, we should have 50% of our people working 20 to 30 hours per week. North Dakota is required to have 5 to 10% of its caseload working.

Page 2  
House Human Services Committee  
Bill/Resolution Number HB 1466  
Hearing Date January 27, 2003

Rep. Price asked if we were treating Whites different than the Native Americans? Answer: I  
would hope not.  
closed hearing.

The micrographic images on this film are accurate reproductions of records delivered to Modern Information Systems for microfilming and were filmed in the regular course of business. The photographic process meets standards of the American National Standards Institute (ANSI) for archival microfilm. NOTICE: If the filmed image above is less legible than this Notice, it is due to the quality of the document being filmed.

La Costa Rickford  
Operator's Signature

10/16/03  
Date

2003 HOUSE STANDING COMMITTEE MINUTES

BILL/RESOLUTION NO. HB 1466

House Human Services Committee

☐ Conference Committee

Hearing Date January 28, 2003

Tape Number	Side A	Side B	Meter #
3	x		7.5 - 15.4
Committee Clerk Signature <i>Sharon R. Brown</i>			

Minutes: Committee Work

Rep. Price: I hope that they re-authorize TANF fairly quickly I am very fearful of what they may or may not do if they delay. I have concerns with losing funding. I do think it is unfortunate that we are being penalized for the Native American population when we have no control over the rules that are being applied. Worried about work participation and losing funding.

Rep. Niemeier: Important advancement for TANF that could apply or qualify.

Rep. Devlin: Possible penalties of not meeting our work participation, concerns with exempting this now and moves a DO NOT PASS, second by Rep. Pollert.

Rep. Niemeier had concerns with the whole country looking at this and we can't look at this in the State here.

Rep. Devlin: NCSL is not going to lower but higher the work requirements (40 hours a week instead of 20).

VOTE: 9 - 4 - 0

Rep. Weisz to carry the bill

The micrographic images on this film are accurate reproductions of records delivered to Modern Information Systems for microfilming and were filmed in the regular course of business. The photographic process meets standards of the American National Standards Institute (ANSI) for archival microfilm. NOTICE: If the filmed image above is less legible than this Notice, it is due to the quality of the document being filmed.

*Jo Costa Richardson*  
Operator's Signature

*10/16/03*  
Date

**FISCAL NOTE**  
**Requested by Legislative Council**  
01/21/2003

Bill/Resolution No.: HB 1466

**1A. State fiscal effect:** *Identify the state fiscal effect and the fiscal effect on agency appropriations compared to funding levels and appropriations anticipated under current law.*

	2001-2003 Biennium		2003-2005 Biennium		2005-2007 Biennium	
	General Fund	Other Funds	General Fund	Other Funds	General Fund	Other Funds
Revenues						
Expenditures						
Appropriations						

**1B. County, city, and school district fiscal effect:** *Identify the fiscal effect on the appropriate political subdivision.*

2001-2003 Biennium			2003-2005 Biennium			2005-2007 Biennium		
Counties	Cities	School Districts	Counties	Cities	School Districts	Counties	Cities	School Districts

**2. Narrative:** *Identify the aspects of the measure which cause fiscal impact and include any comments relevant to your analysis.*

This bill would allow 24 months of postsecondary education for a recipient of Temporary Assistance to Needy Families (TANF) to be considered as work activity. Federal law allows 12 months of vocational education to be counted towards meeting the TANF work participation rate. The state can allow a longer period of education than the 12 months, however the additional months cannot be counted in calculating the work participation rate. The state must meet the federal work participation rate requirement to avoid penalties. This bill does not change the eligibility rules so there would not be an increase in families receiving TANF, however there is the possibility that families could remain on TANF longer. The fiscal impact of this bill is unknown.

**3. State fiscal effect detail:** *For information shown under state fiscal effect in 1A, please:*

**A. Revenues:** *Explain the revenue amounts. Provide detail, when appropriate, for each revenue type and fund affected and any amounts included in the executive budget.*

**B. Expenditures:** *Explain the expenditure amounts. Provide detail, when appropriate, for each agency, line item, and fund affected and the number of FTE positions affected.*

**C. Appropriations:** *Explain the appropriation amounts. Provide detail, when appropriate, of the effect on the biennial appropriation for each agency and fund affected and any amounts included in the executive budget. Indicate the relationship between the amounts shown for expenditures and appropriations.*

<b>Name:</b>	Debra A. McDermott	<b>Agency:</b>	Human Services
<b>Phone Number:</b>	328-3695	<b>Date Prepared:</b>	01/24/2003

The micrographic images on this film are accurate reproductions of records delivered to Modern Information Systems for microfilming and were filmed in the regular course of business. The photographic process meets standards of the American National Standards Institute (ANSI) for archival microfilm. NOTICE: If the filmed image above is less legible than this Notice, it is due to the quality of the document being filmed.

*Debra A. McDermott*  
Operator's Signature

*10/16/03*  
Date

Date: January 28, 2003  
Roll Call Vote #: 1

2003 HOUSE STANDING COMMITTEE ROLL CALL VOTES  
BILL/RESOLUTION NO. HB 1466

House HUMAN SERVICES Committee

☐ Check here for Conference Committee

Legislative Council Amendment Number \_\_\_\_\_

Action Taken DNP

Motion Made By Devlin Seconded By Pollert

Representatives	Yes	No	Representatives	Yes	No
Rep. Clara Sue Price - Chair	✓		Rep. Sally Sandvig		✓
Rep. Bill Devlin, Vice-Chair	✓		Rep. Bill Amerman		✓
Rep. Robin Weisz	✓		Rep. Carol Niemeier		✓
Rep. Vonnie Pietsch	✓		Rep. Louise Potter		✓
Rep. Gerald Uglem	✓				
Rep. Chet Pollert	✓				
Rep. Todd Porter	✓				
Rep. Gary Kreidt	✓				
Rep. Alon Wieland	✓				

Total (Yes) 9 No 4

Absent 0

Floor Assignment Rep. Weisz

If the vote is on an amendment, briefly indicate intent:

The micrographic images on this film are accurate reproductions of records delivered to Modern Information Systems for microfilming and were filmed in the regular course of business. The photographic process meets standards of the American National Standards Institute (ANSI) for archival microfilm. NOTICE: If the filmed image above is less legible than this Notice, it is due to the quality of the document being filmed.

Salvatore Riccardi  
Operator's Signature

10/16/03  
Date

**REPORT OF STANDING COMMITTEE (410)**  
January 28, 2003 4:25 p.m.

Module No: HR-16-1232  
Carrier: Welsz  
Insert LC: . Title: .

**REPORT OF STANDING COMMITTEE**  
**HB 1466: Human Services Committee (Rep. Price, Chairman) recommends DO NOT**  
**PASS (9 YEAS, 4 NAYS, 0 ABSENT AND NOT VOTING). HB 1466 was placed on the**  
Eleventh order on the calendar.

(2) DESK, (3) COMM

Page No. 1

HR-16-1232

The micrographic images on this film are accurate reproductions of records delivered to Modern Information Systems for microfilming and were filmed in the regular course of business. The photographic process meets standards of the American National Standards Institute (ANSI) for archival microfilm. NOTICE: If the filmed image above is less legible than this Notice, it is due to the quality of the document being filmed.

La Costa Rickford  
Operator's Signature

10/6/03  
Date



2003 TESTIMONY

HB 1466

The micrographic images on this film are accurate reproductions of records delivered to Modern Information Systems for microfilming and were filmed in the regular course of business. The photographic process meets standards of the American National Standards Institute (ANSI) for archival microfilm. NOTICE: If the filmed image above is less legible than this Notice, it is due to the quality of the document being filmed.

Richard Costa  
Operator's Signature

10/16/03  
Date

HB 1466 HUMAN SERVICES COMMITTEE JANUARY 27, 2003  
DISTRICT 20 REP. CAROL A. NIEMEIER

Good morning, Madam Chair, members of the committee. I am pleased to introduce HB 1466 which seeks to add a 24 month exemption for post-secondary education to the work requirement of the TANF statute.

The welfare clock is ticking away for low income women and their children, many of whom face financial devastation when their government assistance runs out under the five year lifetime limit for welfare benefits. There is a way, however, that women on welfare can stave off impoverishment - by obtaining a two year college degree. Education has always been the route for people to achieve economic self sufficiency and social mobility - and women on welfare are no different. A two year associates degree can provide access to secure, well-paying jobs for the more than 50% of women on welfare who have earned high school diplomas or GEDs.

TANF regulations provide encouragement and offer several avenues for funding post-secondary education, using the federal block grant funds over which states have considerable flexibility, or in using MOE funds. The block grant purposes include this provision: "To end the dependence of needy parents on government benefits by promoting job preparation and work." And MOE funds are allowed for a college education as long as the program is an effective means of advancing welfare recipient work opportunities and long-term self-sufficiency.

States also have maximum flexibility allowable under the statutory language to define "work activities", and specifically encourages states to adopt program designs that combine college study with work. The Dept. has defined work activity as "virtually any activity which moves a person in the direction of work progress" (Blaine Nordwall)

Research shows that women who go on to earn two or four year degrees spend less time on welfare and are far less likely to need support again. That spells savings for our state budget and a dramatic impact on the quality of life for women and their families. Isn't that the real purpose of welfare reform?

**NEWS RELEASE**

**Contact:**  
**Ann Bowles, 202-872-1770 extension 209**

**New Report Shows That States Disagree with Bush Administration on Welfare Reform**  
**Center for Women Policy Studies Finds That States Support College for TANF Recipients**

According to a new report from the Center for Women Policy Studies, *From Poverty to Self-Sufficiency: The Role of Postsecondary Education in Welfare Reform*, 49 states and the District of Columbia include some form of postsecondary education as an allowable work activity for recipients of Temporary Assistance for Needy Families (TANF).

In contrast, the Bush Administration's newly released TANF reauthorization proposal would not allow states the flexibility to open the doors to college training for eligible TANF recipients, despite substantial evidence that even one year of postsecondary education makes a difference for women of all racial and ethnic backgrounds – cutting their poverty rates in half.

"We believe that the purpose of welfare reform should not be simply to end welfare as we know it but rather to put a dent in women's and children's poverty," says Center president Leslie R. Wolfe. "We should not seek to move women from the ranks of the welfare poor to the ranks of the working poor – or the miserably married poor – but this is the ultimate outcome of the Administration's proposal."

The Center analyzed the TANF implementation statutes in all 50 states to prepare the report. The report also summarizes the most current research and data that demonstrate that college is the route to economic self-sufficiency for many low income women. However, most states require that TANF recipients' education be directly linked to jobs and most restrict college access to two years or less. Only 19 states and the District of Columbia allow college to count as work for more than two years.

The report is available at the Center's website at [www.centerwomenpolicy.org](http://www.centerwomenpolicy.org). To request a hard copy – contact Jaya Vasandani at the Center at [policyasst@centerwomenpolicy.org](mailto:policyasst@centerwomenpolicy.org) or 202-872-1770 extension 215. To schedule an interview with Center president Leslie R. Wolfe, contact Ann Bowles at [specasst@centerwomenpolicy.org](mailto:specasst@centerwomenpolicy.org) or 202-872-1770 extension 209.

The micrographic images on this film are accurate reproductions of records delivered to Modern Information Systems for microfilming and were filmed in the regular course of business. The photographic process meets standards of the American National Standards Institute (ANSI) for archival microfilm. NOTICE: If the filmed image above is less legible than this Notice, it is due to the quality of the document being filmed.


*Richard Costa*  
Operator's Signature

*10/16/03*  
Date

A publication of the Midwestern Legislative Conference's Health and Human Services Committee

## Light on welfare

A new study sheds light on the well-being of families that have left welfare rolls. A study of 401 Iowa families who left welfare in



spring 1999 found that most remained off assistance for at least a year. However, one-fourth of the majority who found work

shortly after leaving welfare were no longer working 8 to 12 months later. About 30 percent of the families that left welfare returned to the rolls within a year.

Moreover, one year after leaving welfare the percentage of families that escaped poverty and the percentage living in poverty were the same. Many of the families who left welfare remained income-eligible for Medicaid, food stamps and child-care aid, but did not participate.

the council of state governments 9

## TANF extension pending

With Congress failing to come to agreement on reauthorization of the 1996 Personal Responsibility and Work Opportunity Act, a temporary, three-month extension of the current program was passed upon expiration of the welfare law on Sept. 30.



### Dateline: D.C.

Most analysts agree that it is unlikely federal lawmakers will tinker with the law and reauthorize the Temporary Assistance to Needy Families program for another five years, as

was originally expected. However, they will have to extend TANF again during their lame-duck session following the November elections.

What concerns state policymakers most are the implications of anything less than a multi-year commitment. The assurance of continued federal funding is of particular import to states that meet biennially and those with two-year budget cycles. Any sort of stopgap measures will make the program difficult to administer. For now, debate over child care funding and proposed marriage promotion programs has members of Congress stymied.

Updates, event schedules and the latest reports related to TANF reauthorization can be found on the Welfare Information Network's Web site at [www.welfareinfo.org/tanf\\_reauthorization.htm](http://www.welfareinfo.org/tanf_reauthorization.htm)

## Poverty rate heads back up

In 2001, the U.S. poverty rate increased for the first time in eight years, according to a September report by the U.S. Census Bureau. Analysts point to the faltering economy and rising unemployment as the reason. The number of poor rose by about 1.7 million, to 32.9 million. The data were gathered to supplement the March Current Population Survey.

The findings also indicate that rising poverty was accompanied by a decline in household income. Real median household income fell in every region except the Northeast, where it remained flat. The Midwest experienced the largest percentage drop at 3.7 percent. Researchers looked at two-year average median income, comparing 1999-2000 with 2001-2002. Out of 12 states nationwide that saw these figures decline, five were in the Midwest: Illinois, Indiana, Iowa, Michigan and Wisconsin.

The report includes a review of experimental measures of income and poverty that take into account noncash benefits and taxes. "Poverty in the United States: 2001" is available online [www.census.gov/hhes/www/poverty.html](http://www.census.gov/hhes/www/poverty.html).

## CHECK IT OUT

### A compendium of new reports of interest to state policymakers

- ✓ "Medicaid Enrollment in 50 States: December 2001 Data Update," The Kaiser Commission on Medicaid and the Uninsured (October 2002)  
Provides state-by-state enrollment information and identifies national trends.  
[www.kff.org/content/2002/4067](http://www.kff.org/content/2002/4067)
- ✓ "Who Returns to Welfare?" The Urban Institute (September 2002)  
Examines how often clients leave and return to welfare, which welfare leavers are the most likely to return, and the role of transitional supports in limiting returns.  
[www.urban.org/ViewPub.cfm?PublicationID=7846](http://www.urban.org/ViewPub.cfm?PublicationID=7846)
- ✓ "Implementing New Changes to the Food Stamp Program: A Provision-by-Provision Analysis of the Food Stamp Bill," Center for Budget and Policy Priorities (August 2002)  
Reviews new options available to states to simplify the food stamp program and coordinate it with Medicaid.  
[www.cbpp.org/8-27-02fsa.htm](http://www.cbpp.org/8-27-02fsa.htm)

THE MIDWESTERN LEGISLATIVE CONFERENCE'S HEALTH AND HUMAN SERVICES COMMITTEE IS CHAIRED BY NEBRASKA SEN. NANCY P. THOMPSON

The micrographic images on this film are accurate reproductions of records delivered to Modern Information Systems for microfilming and were filmed in the regular course of business. The photographic process meets standards of the American National Standards Institute (ANSI) for archival microfilm. NOTICE: If the filmed image above is less legible than this Notice, it is due to the quality of the document being filmed.

Operator's Signature

Date

# How to Win the Peace

We've built a potent alliance against terrorism. Now we must build one against world poverty. || by Gordon Brown

**C**ourageous leadership in America and elsewhere is already winning the war against terrorism. But even before the battle is over, we must face the question of how to win the peace.

The alliance we have forged against terrorism since Sept. 11—an alliance across thousands of miles, across boundaries of nationality, faith, and race, across all conditions and stages of economic development—confirms a profound and pervasive truth: that in the new global economy, the richest countries and the poorest countries are inextricably bound to one another by common interests, shared needs, and linked destinies. What happens to the poorest citizen in the poorest country can affect the richest citizen in the richest country.

And there is growing agreement that as we work together to fight terrorism, we must also work together to address the causes of poverty—not just because to do so is central to long-term national security and peace, but because it is right, a moral imperative, an economic necessity, and a social duty.

Some critics of globalization say the issue is whether or not we should have globalization. In

fact, the issue is whether we manage globalization well or badly, fairly or unfairly.

Managed badly, globalization could leave whole economies and millions of people in the developing world marginalized. Managed wisely, globalization can—and will—lift millions out of poverty and become the high road to a just and inclusive global economy.

We know that many benefits have already been secured from globalization. Since 1970, life expectancy in developing countries has increased by 10 years, and illiteracy and child mortality rates have been cut in half.

Yet despite these advances, we are still confronted by the reality of 100 million children without schooling, 7 million avoidable child deaths every year, and 1 billion people living in poverty.

That is why the whole international community has signed up to ambitious Millennium Development Goals for 2015—halving world poverty, cutting child mortality by two-thirds, and guaranteeing every child a primary education.

NEW WORLD, NEW WAR

continues BLUBRINT's examination of the war on terrorism, at home and abroad.

► Gordon Brown is Britain's Chancellor of the Exchequer.

BLUBRINT • VHS • APRIL 2002

35

The micrographic images on this film are accurate reproductions of records delivered to Modern Information Systems for microfilming and were filmed in the regular course of business. The photographic process meets standards of the American National Standards Institute (ANSI) for archival microfilm. NOTICE: If the filmed image above is less legible than this Notice, it is due to the quality of the document being filmed.

*Al Costa Richardson*  
Operator's Signature

10/6/03  
Date

We need an economic and social plan to achieve a just and inclusive global economy. My proposal is this: In return for developing countries pursuing corruption-free policies for stability, opening up trade, and encouraging private investment, wealthier countries should be prepared to increase development funds by \$50 billion a year. Those resources are needed to achieve these agreed upon development goals.

What I am proposing is not aid in the traditional sense—short-term aid to compensate for poverty—but a long-term investment for the future, tied to tackling the causes of poverty and building the capacity to compete and engage.

A new global alliance for prosperity would mean not just new opportunities for countries, but a set of new responsibilities, too.

The first is that every country, rich and poor, adopts recognized codes and standards for open and stable fiscal and monetary policies—rules that deter corruption and increase

precedent. In the 1940s, after the greatest of wars, American visionaries seized a powerful and unprecedented moment of opportunity. They created not only a new military and political settlement but also a new economic and social order.

Their program, the Marshall Plan, transferred 1 percent of national income, every year for four years, from the United States to Europe—not as an act of charity but as a frank recognition that like peace, prosperity was indivisible and that to be sustained it had to be shared.

I believe that the United States' post-war achievement should be our inspiration today—not just for the reconstruction of Afghanistan but also for a new deal for prosperity between the developed and developing worlds.

The Marshall Plan was, of course, conducted in a different world of distinct national economies in need of rebuilding. Our job today is to help build market economies for a wholly different era of open economies, international capital flows, and global competition.

“Although today's **global new deal** is being constructed in new times, it is **based on the Marshall Plan's enduring values.**”

investor confidence in unstable regions. Our capacity to prevent global financial crises can be further improved by adopting effective early warning procedures and making the International Monetary Fund's surveillance and monitoring functions independent from decisions about crisis resolution. In addition, the private sector must become engaged on a more consistent basis as a partner in development.

Economic stability is necessary for prosperity, but it is not sufficient. As a second step, developing countries must make themselves more attractive to both domestic and foreign investors. One way forward is for the private and public sectors to come together in investment forums to examine the best environment for higher levels of investment and intra-regional trade.

Full trade liberalization could lift at least 300 million people out of poverty by 2015, so the third step is for the World Trade Organization to make progress on the 2001 Doha agreements.

But we cannot solve the urgent problems of poverty without a fourth step—a substantial increase in funds for development. An investment fund of \$50 billion per year that invites applications for health, education, and anti-poverty work will help build the capacity of the poorest countries for sustainable development. In the future, no country genuinely committed to open, corruption-free, pro-stability, and pro-investment policies should be denied the chance to progress because of the lack of basic investment in education and health.

As ambitious as this plan may sound, it is not without

Although today's global new deal is being constructed in new times, it is based on the Marshall Plan's enduring values. Like our predecessors, we understand that national safety and global reconstruction are inextricably linked. Like them, we see the need for a comprehensive plan that goes beyond temporary relief to wholesale economic and social development. Like them, we see the need for a new global, social, and economic order grounded in rights and responsibilities accepted by all.


Our argument is that by meeting our obligations to each other, all countries—rich and poor—can share in the benefits of this new global economy.

The poorest countries face new responsibilities to pursue transparent, corruption-free policies for stability and the attraction of private investment. But they have new opportunities too, with access to increased trade and investment, supported by a transfer of resources from rich to poor.

For the richest countries, new responsibilities include opening up markets, reforming international institutions, and transferring needed resources to developing countries to help reduce poverty. But increased trade and a globalization that works in the public interest will increase opportunity in wealthier countries as well.

The challenge is immense, but—in the spirit of Marshall—the answer is not to retreat from globalization.

Instead, my vision of the way forward is that in an increasingly interdependent world, all can benefit if each meets agreed obligations for change. Not only do we have inescapable obligations beyond our front doors and garden gates, responsibilities beyond the city wall, and duties beyond our national borders, but this generation also has the power, if it so chooses, to finally free the world from want. ♦

[Login Here](#)  
[Register Now](#)To access special member content and services, **legislators, legislative staff and Foundation for State Legislatures sponsors** must log in. (Clear this notice.)[NCSLnet Registration Help](#)  
[Forgotten NCSLnet Password](#)

Welfare Reform

## Tracking Recipients after They Leave Welfare

Jack Tweedle, Dana Reichert and Matthew O'Connor, Children and Families Program

August 1999

State and federal efforts to transform welfare into a work-based system have contributed to an unprecedented reduction in states' welfare caseloads. Nationwide caseloads have dropped by more than 40% since fiscal year 1994. States are encouraged, particularly because the caseload drop shows that the welfare system can be changed. States' purposes in welfare reform go beyond reducing caseloads, however. They want to move recipients into work so that they can support their families without welfare payments and other government support.

As caseloads drop, states are realizing that they need more information about the recipients leaving welfare—whether they find jobs, what kinds of jobs they find, what services they continue to use, and whether they face difficulties in feeding and housing their families. Most states have now begun studies of the families that leave welfare or those that are cut off welfare because they do not comply with new requirements or they reach a time limit. While some states focus on families who leave welfare because of sanctions or time limits, most states have examined the full set of closed cases.

States have taken a variety of different approaches—mail surveys, home visits, telephone surveys and matching of case closures with unemployment insurance records. We report here on administrative data matching and telephone and in-person visits. We do not include mail surveys because the response rates are too low to justify much confidence in the findings. States are generally improving their methods of collecting information about families who have left welfare—often combining administrative data with surveys and using both telephone and in-person visits to increase their response rates.

States continue to develop their approaches even as they begin to report their findings. Initial studies focused on the number of former recipients who were working and whether they faced significant hardships, such as not having enough money for food or becoming homeless. State studies are now addressing some of the questions raised by the findings in the early studies. These studies found that a significant percentage of families were not working, raising the question of how they were supporting themselves. Several states have now included questions about a variety of government, family and community sources of support. Surveys are also beginning to address questions about whether former recipients remain employed after leaving welfare and whether they increase their earnings over time.

The welfare project at NCSL is collecting all state-sponsored studies of families who leave welfare. Eighteen states have released studies that provide good information about the status of families who leave welfare. Many other states are currently engaged in planning or implementing similar studies. Some of these studies

<http://www.ncsl.org/statefed/welfare/leavers.htm>

1/27/2003

The micrographic images on this film are accurate reproductions of records delivered to Modern Information Systems for microfilming and were filmed in the regular course of business. The photographic process meets standards of the American National Standards Institute (ANSI) for archival microfilm. NOTICE: If the filmed image above is less legible than this Notice, it is due to the quality of the document being filmed.

Operator's Signature

J. Costa Richardson

10/16/03  
Date

examine all families who leave welfare; others focus on families who lose benefits because of sanctions. Because of the intense interest in what is happening to these families, we are making summaries of their findings available as we locate and analyze studies. Short summaries of those studies that focus on findings regarding the work experience and the well-being of former recipients have been compiled here. Each study is different and should be read with caution, particularly where response rates are below 60 percent.

Several other states have conducted mail surveys or small sample telephone surveys. We have not included those studies because the low response rate or the small sample size does not provide a sufficient basis for confidence in the findings.

State tracking studies provide information concerning critical questions about what is happening to the large number of families leaving welfare. While these studies do not provide the basis for any general conclusions about the success of reforms, they provide us with the first set of data regarding the effects of welfare reform. They illustrate both the positive results of welfare reform—more ex-recipients are working; and the remaining questions—How do we move recipients who are not working into jobs so they can establish stable support systems for their families? Furthermore, we do not yet know whether recipients will be able to keep their jobs and how an economic downturn will affect them. Looking at the studies as a whole, however, suggests several findings at this early stage:

#### **Employment and Work**

- o Most recipients who leave welfare are finding jobs. In a majority of surveys and administrative data reports, between 50 - 70% are currently employed or have work earnings. This work rate is around 5 - 10% higher than the proportion of recipients who left welfare for jobs under the AFDC program. The Mississippi result is an exception. Only 35% of respondents said they were working at the time of the survey.
- o Significantly fewer recipients who are sanctioned for not complying with new requirements find work. Studies focused on sanctioned cases find employment rates ranging from 20% to 50%.
- o Most of the jobs pay between \$5.50 and \$7.00 per hour, higher than minimum wage but not enough to raise a family out of poverty. Most jobs are in the services and retail trade. So far, few families who leave welfare have been able to escape poverty.
- o There is some evidence from Maryland, Colorado and Arkansas that "leavers" are staying in jobs and that their earnings increase somewhat over time. This is a critical question as attention turns from getting recipients off welfare and into jobs to keeping families off welfare and helping them move toward self-sufficiency.
- o Cross-sectional studies being carried out over time have not shown much difference in work outcomes for families leaving welfare recently compared to those who left as welfare reforms were initially implemented.

#### **Other sources of support**

- o While most families are working, enough are not working to cause serious concerns. We know very little about the situation of those families, their means of support and the long-term stability of their financial support systems.
- o Most families who leave cash assistance programs continue to receive some form of public help—most commonly, food stamps, child care and Medicaid. Many others depend on continuing financial aid from family and friends.
- o About one-fifth to one-third of the families who leave welfare return within several months. About two-fifths of sanctioned families return.

#### **Continuing barriers to employment**

- o Child care and transportation continue to be difficult barriers for many families. Many recipients cannot work because of their own or a family member's disability or other health problem.

#### **Family well-being - deprivation**

<http://www.ncsl.org/statefed/welfare/leavers.htm>

1/27/2003

The micrographic images on this film are accurate reproductions of records delivered to Modern Information Systems for microfilming and were filmed in the regular course of business. The photographic process meets standards of the American National Standards Institute (ANSI) for archival microfilm. NOTICE: If the filmed image above is less legible than this Notice, it is due to the quality of the document being filmed.

Operator's Signature

*Vol Costa Richardson*

10/16/03  
Date



- o Many families who have left welfare say they are doing better without welfare and/or that they have more money. But, when asked, a substantial majority says that they are still struggling to get by.
- o Some families face hardship or deprivation-not enough money for food or rent-but most do not. There is little evidence from these surveys that many families are becoming homeless or that children are being neglected or abused or going into out-of-home care.

States continue to adapt their welfare programs based on these findings. They are in a good situation to make further changes as the caseload reductions in most states means that states have substantial resources to invest in further services to help welfare recipients overcome the barriers to finding work and supporting their families without cash assistance.

## View Summaries

Arizona	Arkansas	Colorado
Florida	Georgia	Indiana
Iowa	Kansas	Maryland
Massachusetts	Mississippi	Missouri
New Jersey	New York	Oklahoma
Pennsylvania	South Carolina	Texas
Washington	Washington	Wisconsin

For more information on state welfare reform, please contact Jack Tweedie, Lucy Dwight, Courtney Jarchow or Andrea Wilkins at NCSL, 303-830-2200.

● Welfare Reform Home Page ● Human Services and Welfare

National Conference of State Legislatures  
INFO@NCSL.ORG (autoresponse directory)

Denver Office:  
7700 East First Place  
Denver, CO 80230  
Tel: 303-364-7700  
Fax: 303-364-7800

Washington Office:  
444 North Capitol Street, N.W., Suite 515  
Washington, D.C. 20001  
Tel: 202-624-5400  
Fax: 202-737-1069

<http://www.ncsl.org/statefed/welfare/leavers.htm>

1/27/2003

The micrographic images on this film are accurate reproductions of records delivered to Modern Information Systems for microfilming and were filmed in the regular course of business. The photographic process meets standards of the American National Standards Institute (ANSI) for archival microfilm. NOTICE: If the filmed image above is less legible than this Notice, it is due to the quality of the document being filmed.

*Salvatore Riccardi*  
Operator's Signature

*10/6/03*  
Date

Postsecondary education allows welfare recipients to pursue careers beyond the low wage, short-term jobs usually available to them.

- ▶ Without an education, most women who leave welfare for work will earn wages far below the federal poverty line, even after five years of working.
- ▶ Nationally, the economy is projected to create only half as many new low skill jobs as there are welfare recipients targeted to enter the labor market.
- ▶ At least half of all new jobs by the year 2000 will require a college education.

Postsecondary education is a cost-effective strategy for permanently moving welfare recipients from welfare to work at a decent wage.

- ▶ African American women holding bachelor's degrees earn \$2,002 a month, compared with \$1,204 for those with only some college education.
- ▶ Among families headed by African American women, the poverty rate for heads of households with at least one year of postsecondary education is 21 percent, compared to 51 percent for those with only a high school education.
- ▶ Among families headed by Latinas, the poverty rate drops from 41 percent to 18.6 percent with at least one year of postsecondary education.
- ▶ For white women, the poverty rate drops from 22 percent to 13 percent.

Postsecondary education breaks the cycle of poverty for women and their children.

- ▶ Benefits extend to the children of educated parents, as they are more likely to take education seriously and aspire to go to college themselves.
- ▶ There is a strong association between parental income and the income of their children in future years.

**For More Information**

Contact Tanya Chin (202/872-1770, ext. 212) or Kathleen Stoll (202/872-1770, ext. 204) at the Center for Women Policy Studies.

*From Rep. Potter*

The micrographic images on this film are accurate reproductions of records delivered to Modern Information Systems for microfilming and were filmed in the regular course of business. The photographic process meets standards of the American National Standards Institute (ANSI) for archival microfilm. NOTICE: If the filmed image above is less legible than this Notice, it is due to the quality of the document being filmed.

*Jo Costa Richardson*  
Operator's Signature

*10/16/03*  
Date

BISMARCK  
Abused Adult Resource Center  
225-2370

NEAU  
Crisis Center  
8

LAKE  
Safe Alternatives for  
Abused Families  
1-888-662-7378

DICKINSON  
Domestic Violence and  
Rape Crisis Center  
225-4506

ELLENDALE  
Kodish House  
349-4729

FARGO  
Rape and Abuse Crisis Center  
800-344-7273

FORT BERTHOLD RESERVATION  
Coalition Against  
Domestic Violence  
627-4171

GRAFTON  
Tri-County Crisis  
Intervention Center  
352-4242

GRAND FORKS  
Community Violence  
Intervention Center  
105

TOWN  
Shelter  
7233

McLENN COUNTY  
McLenn Family  
Resource Center  
800-651-8643

MERCER COUNTY  
Women's Action and  
Resource Center  
873-2274

MINOT  
Domestic Violence Crisis  
Center  
852-2258

RANSOM COUNTY  
Abuse Resource Network  
683-5061

SPIRIT LAKE  
Victim Assistance  
766-1816

STANLEY  
Domestic Violence Program,  
NW, ND  
628-3233

VALLEY CITY  
Abused Persons Outreach  
Center  
778

WYOMING  
Crisis Center

WYOMING  
Family Crisis Shelter  
572-0757

Representative Clara Sue Price  
House Human Service Committee  
January 27, 2003

Chair Price and Members of the Human Services Committee:

My name is Linda Isakson, North Dakota Council on Abused Women's Services; I am speaking today in support of House Bill 1466 to increase the work activities exemption for education from 12 months to 24 months.

One of the most difficult and dangerous things for a women to do is to leave an abusive situation, especially one that has been going on for a number of years. The fear of the abuser, the fear of not be able to take care of themselves, and most of all the fear of not being able to take care of their children keep them in high risk relationships. The abuser often keeps his family isolated from friends, relatives, and the opportunity for her to get an education or even a job. But when she does decide to leave, she leaves with basic necessities, leaving her to face poverty with few skills to secure a position that will support her and her children.


What we do know is that education is the key to overcoming poverty for many women. The cost of education while expensive on the front end is the reward of self-sufficiency for the future. Women can secure good paying jobs that keep them safe, secure and off TANF. Twenty four months will allow women on TANF greater opportunities to move ahead and with a more hopeful outcome.

I understand the need for all of us to stand on our own and work hard to become self-sufficient, but a victim of domestic or sexual violence burdened with the responsibility of children, school and then 20 -30 hours of work does not encourage or reward her efforts but puts up barriers which sometimes seem insurmountable.

I ask for your support of HB 1466.

Sincerely

*Linda Isakson*  
Linda Isakson



North Dakota Council on Abused Women's Services • Coalition Against Sexual Assault in North Dakota  
ndcaws@ndcaws.org • 418 East Rosser #320 • Bismarck, ND 58501 • Phone: (701) 255-6240 • Toll Free 1-888-255-6240 • Fax 255-1904

The micrographic images on this film are accurate reproductions of records delivered to Modern Information Systems for microfilming and were filmed in the regular course of business. The photographic process meets standards of the American National Standards Institute (ANSI) for archival microfilm. NOTICE: If the filmed image above is less legible than this Notice, it is due to the quality of the document being filmed.

*Richard*  
Operator's Signature

10/6/03  
Date

TESTIMONY BEFORE THE  
HOUSE HUMAN SERVICES COMMITTEE  
REGARDING HOUSE BILL 1466  
JANUARY 27, 2003

Chairman Price and members of the House Human Services Committee, my name is John Hougen, Director of Public Assistance for the Department of Human Services. I am here to testify on House Bill 1466. This bill would allow TANF clients to receive 24 months of postsecondary education while in receipt of TANF benefits. Presently TANF clients are allowed 12 months of Vocational Education. It is legal to spend TANF funds and allow for a longer period of education for TANF clients. The issue with this bill is in the area of work participation requirements and rates. Federal law allows 12 months of Vocational Education to fully count as a work activity for TANF clients. After 12 months, TANF clients can continue schooling, but the state cannot credit these hours towards meeting the federal work requirements. The states are also limited to having not more than 30% of the caseload participate in all education activities. This includes Vocational Education, GED, Adult Basic Education, High School and education directly related to employment.

TANF clients that have been in Vocational Education for more than 12 months cannot be included as meeting work participation rates, unless they are also working 20 hours a week if their youngest child is under 6 years of age or 30 hours a week if their youngest child is over 6 years of age. The number of participants over the 30% threshold also cannot be included as meeting the work participation requirement. TANF reauthorization discussion has consistently advocated the raising of the work requirements. If that becomes law, meeting the work requirements to avoid penalty will be a challenge and we may not be able to afford having TANF clients who are involved in activities that do not qualify as meeting

The micrographic images on this film are accurate reproductions of records delivered to Modern Information Systems for microfilming and were filmed in the regular course of business. The photographic process meets standards of the American National Standards Institute (ANSI) for archival microfilm. NOTICE: If the filmed image above is less legible than this Notice, it is due to the quality of the document being filmed.

John Hougen  
Operator's Signature

10/6/03  
Date

the work requirements. The bill does not make it clear if the Department would have to allow postsecondary education for anyone that requests it, or if we would be allowed some controls that will allow us to grant education in relation to our work participation requirements. This could be an important point. Not meeting work requirement targets may result in a state having the TANF grant reduced by 5%, or \$1,319,990 in each fiscal year there is a penalty.

The change in this bill does not change any eligibility rules, so we wouldn't expect it to result in any caseload increase.

In Senate Bill 2155 we removed the list of work activities in section 14-08.1-05.1. The reason we suggested this change is that the TANF reauthorization debate has included talk about changes to the work requirements, including talk of allowing for more education choices. If work requirements increase, it would be good for the state to take advantage of all flexibility allowed under federal law. This bill also refers to section 14-08.1-05.1 and that may have to be corrected if the Senate bill passes.

We couldn't determine a fiscal note for this bill because we couldn't develop a defensible method to estimate the potential cost. Letting clients attend school for a longer period of time may result in them being on TANF longer. That would result in a higher expenditure of TANF funds. An argument could also be made that some clients could take positive advantage of this and be better prepared for employment that would pay better and let them earn their way off assistance more quickly with less chance of coming back on at a later date.

This concludes my formal testimony, I am available to answer any questions.

*Salvatore Riccardi*  
Operator's Signature

*10/16/03*  
Date

HB 1403

INCOME LEVELS FOR 2003

Family Size	Family Coverage (1931)	Med. Needy	SSI	Children Age 6 to 19 and QMB 100% of Poverty	SLMB 120% of Poverty	Preg. Women Child to Age 6 133% of Poverty	QI-1 135% of Poverty	Healthy Steps 140% of Poverty	Transitional Medicaid 185% of Poverty	200% of Poverty
1	\$ 296	\$ 500	\$ 552	\$ 739	\$ 887	\$ 982	\$ 997	\$ 1034	\$ 1366	\$ 1478
2	399	516	829	996	1195	1324	1344	1394	1841	1992
3	501	666		1252	1503	1665	1690	1753	2316	2504
4	604	800		1509	1811	2007	2037	2112	2791	3018
5	707	908		1766	2119	2348	2383	2472	3266	3532
6	809	1008		2022	2427	2689	2730	2831	3741	4044
7	912	1083		2279	2735	3031	3076	3190	4215	4558
8	1015	1141		2536	3043	3372	3426	3550	4690	5072
9	1117	1200		2792	3351	3713	3769	3909	5165	5584
10	1220	1250		3049	3659	4055	4116	4268	5640	6098

R:\TRAIN\INCOME LEVELS AS OF APRIL 2002 - 200%.doc

The micrographic images on this film are accurate reproductions of records delivered to Modern Information Systems for microfilming and were filmed in the regular course of business. The photographic process meets standards of the American National Standards Institute (ANSI) for archival microfilm. NOTICE: If the filmed image above is less legible than this Notice, it is due to the quality of the document being filmed.

Operator's Signature

Tolosa Rickford

Date

10/6/03