

MICROFILM DIVIDER

OMB/RECORDS MANAGEMENT DIVISION

SFN 2053 (2/85) 5M



ROLL NUMBER

DESCRIPTION

2009

2005 SENATE APPROPRIATIONS

SB 2009


2005 SENATE STANDING COMMITTEE MINUTES

BILL/RESOLUTION NO. SB 2009

Senate Appropriations Committee

☐ Conference Committee

Hearing Date 01-21-05

Tape Number	Side A	Side B	Meter #
2	X		5,275
Committee Clerk Signature 			

Minutes: **Chairman Holmberg** opened meeting on SB 2009.

Gary Cannal, President, ND State Fair Board appeared in support of SB 2009. Mr. Cannal noted that there are 9 members on, each elected by region.

Jerry Iverson, ND State Fair Manager appeared in support of SB 2009. Mr. Iverson provided the committee with written test, see attached appendix I. Mr. Iverson, also showed a video highlighting 2004 state fair. Questions were asked regarding whether the county or city of Minot helps pay for maintenance in the fairs parking lots.

Whittney Hauge, Kindred FFA appeared in support of SB 2009. Written testimony was provided, see appendix II.

Lucas Vangness, Kindred FFA appeared in support of SB 2009. Written testimony was provided, see appendix III.

Mike Anderson, President 4H Kindred Chapter appeared in support of SB 2009. No written testimony was provided

1-21-05
2009

Molly Brag, Kindred FFA appeared in support of SB 2009. Written testimony was provided, see appendix IV.

Jerry Buckley, Morton County 4H appeared in support of SB 2009. Written testimony was provided, see appendix V. Written testimony was also submitted but not heard from the Sam and Jackie Buckley Family, see appendix VI.

Brooks Hettle, President NDDFA Assoc. Appeared in support of SB 2009. Written testimony was not provided. However Mr. Hettle provided written testimony on behalf of **Daniel Aichele, President of the Beulah FFA Chapter**. Mr. Aichele is in support of SB 2009, testimony is attached as VII.

Chairman Holmberg closed meeting on SB 2009.


2005 SENATE STANDING COMMITTEE MINUTES

BILL/RESOLUTION NO. SB 2009

Senate Appropriations Committee

☐ Conference Committee

Hearing Date 02/11/05

Tape Number	Side A	Side B	Meter #
1	x		4545-5011
Committee Clerk Signature 			

Minutes: **Chairman Holmberg** called discussion to order on SB 2009.

Amendments were put forth by Sen. Schobinger A voice vote was taken to include amendment.

A **Do Pass as Amended** motion was made by Sen. Schobinger, seconded by Sen. Grindberg. It passed with 15 yeas and zero nays.

There was no discussion. Sen. Schobinger will be carrying the bill.

PROPOSED AMENDMENTS TO SENATE BILL NO. 2009

Page 1, line 16, replace "(\$11,750)" with "\$5,000"

Page 1, line 17, replace "(\$11,750)" with "\$5,000"

Page 1, line 19, replace "8,250" with "25,000"

Page 2, line 2, replace "380,000" with "396,750"

Page 2, line 3, replace "590,000" with "606,750"

Renumber accordingly

STATEMENT OF PURPOSE OF AMENDMENT:

Senate Bill No. 2009 - State Fair Association - Senate Action

	EXECUTIVE BUDGET	SENATE CHANGES	SENATE VERSION
Capital assets	\$210,000		\$210,000
Premiums	<u>380,000</u>	<u>\$16,750</u>	<u>396,750</u>
Total all funds	\$590,000	\$16,750	\$606,750
Less estimated income			
General fund	\$590,000	\$16,750	\$606,750
FTE	0.00	0.00	0.00

Dept. 665 - State Fair Association - Detail of Senate Changes

	INCREASES FUNDING FOR PREMIUMS ¹	TOTAL SENATE CHANGES
Capital assets		
Premiums	<u>\$16,750</u>	<u>\$16,750</u>
Total all funds	\$16,750	\$16,750
Less estimated income		
General fund	\$16,750	\$16,750
FTE	0.00	0.00

¹ This amendment increases funding for premiums by \$16,750 from the general fund, from \$380,000 to \$396,750. The following is a summary of the increase in funding for premiums from the 2003-05 legislative appropriation to the amount proposed in this amendment:

	2003-05 APPROPRIATION	2005-07 SENATE VERSION	INCREASE (DECREASE)
General fund	\$371,750	\$396,750	\$25,000
Other funds	<u>20,000</u>		<u>(20,000)</u>
Total	\$391,750	\$396,750	\$5,000

Date 2-10-05
Roll Call Vote #: 1

2005 SENATE STANDING COMMITTEE ROLL CALL VOTES
BILL/RESOLUTION NO. SB 2009

Senate SENATE APPROPRIATIONS Committee

☐ Check here for Conference Committee

Legislative Council Amendment Number _____

Action Taken DO PASS As Amended

Motion Made By Be Sch Seconded By G

Senators	Yes	No	Senators	Yes	No
CHAIRMAN HOLMBERG	/		SENATOR KRAUTER	/	
VICE CHAIRMAN BOWMAN	/		SENATOR LINDAAS	/	
VICE CHAIRMAN GRINDBERG	/		SENATOR MATHERN	/	
SENATOR ANDRIST	/		SENATOR ROBINSON	/	
SENATOR CHRISTMANN	/		SEN. TALLACKSON	/	
SENATOR FISCHER	/				
SENATOR KILZER	/				
SENATOR KRINGSTAD	/				
SENATOR SCHOBINGER	/				
SENATOR THANE	/				

Total (Yes) 15 No 2

Absent 2

Floor Assignment Schobinger

If the vote is on an amendment, briefly indicate intent:

REPORT OF STANDING COMMITTEE

SB 2009: Appropriations Committee (Sen. Holmberg, Chairman) recommends **AMENDMENTS AS FOLLOWS** and when so amended, recommends **DO PASS** (15 YEAS, 0 NAYS, 0 ABSENT AND NOT VOTING). SB 2009 was placed on the Sixth order on the calendar.

Page 1, line 16, replace "(\$11,750)" with "\$5,000"

Page 1, line 17, replace "(\$11,750)" with "\$5,000"

Page 1, line 19, replace "8,250" with "25,000"

Page 2, line 2, replace "380,000" with "396,750"

Page 2, line 3, replace "590,000" with "606,750"

Renumber accordingly

STATEMENT OF PURPOSE OF AMENDMENT:

Senate Bill No. 2009 - State Fair Association - Senate Action

	EXECUTIVE BUDGET	SENATE CHANGES	SENATE VERSION
Capital assets	\$210,000		\$210,000
Premiums	<u>380,000</u>	<u>\$16,750</u>	<u>396,750</u>
Total all funds	\$590,000	\$16,750	\$606,750
Less estimated income			
General fund	\$590,000	\$16,750	\$606,750
FTE	0.00	0.00	0.00

Dept. 665 - State Fair Association - Detail of Senate Changes

	INCREASES FUNDING FOR PREMIUMS ¹	TOTAL SENATE CHANGES
Capital assets		
Premiums	<u>\$16,750</u>	<u>\$16,750</u>
Total all funds	\$16,750	\$16,750
Less estimated income		
General fund	\$16,750	\$16,750
FTE	0.00	0.00

¹ This amendment increases funding for premiums by \$16,750 from the general fund, from \$380,000 to \$396,750. The following is a summary of the increase in funding for premiums from the 2003-05 legislative appropriation to the amount proposed in this amendment:

	2003-05 APPROPRIATION	2005-07 SENATE VERSION	INCREASE (DECREASE)
General fund	\$371,750	\$396,750	\$25,000
Other funds	<u>20,000</u>		<u>(20,000)</u>
Total	\$391,750	\$396,750	\$5,000

2005 HOUSE APPROPRIATIONS

SB 2009

2005 HOUSE STANDING COMMITTEE MINUTES

BILL/RESOLUTION NO. SB2009

House Appropriations Committee
Education and Environment Division

☐ Check here for Conference Committee

Hearing Date March 4, 2005

Tape Number	Side A	Side B	Meter #
1	X		0-48.2
Committee Clerk Signature <i>Robin Purley</i>			

Minutes: Chairman Martinson opened hearing on SB2009.

Tom Seymour, Senator District 15, Minot here to support SB2009. I feel the State Fair is a very exciting event and there are so many young people involved. I supported very much.

Gary Knell, President of North Dakota State Fair Board Nine people on our board and a few are with us today. Our manager, Jerry Iverson will speak on behalf of the State Fair. How do we become State Fair board members? We are elected by our region.

Jerry Iverson, General Manager North Dakota State Fair I like to show a short video about the State Fair and then you can ask me some questions. (Video was shown). The sponsors you saw on the video provide about \$200,000 in revenue for the fair association. In addition to that, the country award provides about 2 mills, which is about \$200,0000. We do get a considerable amount of help from the community and corporate sponsors.

Chairman Martinson We need to get right to the budget.

Jerry Iverson The budget for the North Dakota State Fair and SB2009 provides for about \$25,000 more for prize money for 4H, FFA and open class than we were provided for last biennium. We have about 46,000 entries at the State Fair and that's about \$.25 an entry. However we made a commitment to the FFA, 4H members that because the cost of showing livestock has increased and cost of traveling, we'll be working with them to try and enhance the prize money.

Page one of handout (See handout B-SB2009) is State Fair General Fund Budget request.

Asphalt repair - some of that asphalt is 30 years old. We realized we were spending about \$45,000-\$50,000 per year patching asphalt on the Fairgrounds. If there ever was a way for the State of North Dakota to work with highway funds to help us do something with the asphalt that would be greatly appreciated. Also within the budget there is an assistance of \$210,000. You have provided that for a number of years. State Fair Association has about \$37 million worth of facilities. A commitment was made by the legislature to help us pay the bonds and interest, which is a \$105,000 a year - \$210,000 a biennium. Written explanation of when and how that all came about is on page eight of handout. Couple a more years to pay on these bonds and then I hoped the State Fair would get into this grandstand project and we would be bonding. Weakest link in State Fair grounds is the grandstand. Was built in 1954 and no handicapped accessible.

Chairman Martinson Do you guys have some kind of a master plan for that? I really agree with you on the grandstand.

Jerry Iverson Yes. About six or seven years ago we hired an architect firm. There are plans showing a master plan showing a new grandstand. Minot put on a 1% sales tax for a number of years and gave that \$7 million to the service association. Following master plan pretty close.

Rep. Gulleason The Hoest Fest and those types of additional activities you have on the fairgrounds each year - what is your relationship with that in terms of receiving revenue and building upkeep?

Jerry Iverson Norsk Hoest Fest has a contract with us - rent to us is \$135,000. In addition to that our food and drink was a net of \$20,000 for a total of about \$155,000. On the other hand, we are the one to provide the buildings, make the bond payments, pay the insurance and keep the roof patched. We did 1100 building contract days of activities last year.

Rep. Gulleason Are those moneys incorporated into your income line? Where is that stated?

Jerry Iverson Yes. In buildings and rent. On first page of overview - page five.

Chairman Martinson What I was talking about with the grandstand. How can we make that happen? What would it take to put some money in there to get started and then do some revenue bonds?

Jerry Iverson That project is about a \$6.5 to \$7 million project, we think. To provide a stadium with handicapped accessibility, seating for about 8700 and still have standing room in front. State Fair Association when it completes, in a couple years, payments on the bonds, I believe has been strong enough to make about a quarter of a million dollar payment. I'd recommend to the board that those kinds of dollars could be leveraged for a couple of million dollars more. After that, it's going to be a \$6 to \$7 million project. The community has been very good to us. They spent millions of dollars out there, in fact about \$20 million helping us build that facility. Whether they will step up to the plate with those kinds of dollars I don't know.

Chairman Martinson Do you figure that you are loosing money because you don't have an adequate grandstand? Loosing money by the type of entertainment you can get here. Are you ever sold out to the point that you need more room?

Jerry Iverson No, it is not a matter of space. It's a matter of 1954 grandstand not handicapped accessible. We have 4 casinos around us that had 108 concerts last year. Those concerts are no longer in our market and that raised the bar for us. Spend more money and take more chances. We stand to lose \$142,000 on the grandstand. Because people will do business with the 610 vendors we will more than make that money back. But we have to give them a good environment and they will come.

Rep. Aarsvold Some discussion about Minot's deliberation about a convention facility that will attract sport events. Apparently they think they have lost their edge to Grand Forks and Bismarck and Fargo attracting those events. Has there been any discussion between you and the city sharing a facility that might serve you both?

Jerry Iverson Yes, we have had discussion with the athletic director of the high school and a couple of folks from the city. The football stadium - if they would help us build a new grandstand, we don't use the facility in the fall, they would be welcome to rent from us this grandstand or if they helped us build it they could play football there in the fall. However, they want that stadium on their campus so it ties to their school and I can understand that.

Jerry Buckley, Morton County 4-H member read testimony asking for support for SB2009.
(See written testimony C-SB2009).

Paige Haugland, State FFA Secretary read testimony asking for support for SB2009. (See written testimony D-SB2009).

Tina Domagala, 4-H Ambassador spoke in support of SB2009 and asked for continued support from the Appropriations committee.

Chairman Martinson Basically the only money we provide you is the premiums and the loan assistance, right Jerry?

Jerry Iverson That's right.

Chairman Martinson Did the Senate make any changes to your budget?

Jerry Iverson Yes. The Governor had provide about \$8,000 more for prizes and they added another \$16,000 to that so we are about \$25,000 for the biennium over where we were last appropriation.

Vice Chairman Brusegaard Do they have premium sales or is that a trend nationwide that has just gone away?

Jerry Iverson They do have premium sales at some fairs, we choose not to.

Andrew Maragos, District 3 expressed appreciation to the legislature and this committee for it's tremendous support for the State Fair.

Sandy Clark appeared to express support of the State Fair.

Rep. Conrad, District 3 offers support of the State Fair. County and city have increased their commitment to the State Fair. Urges support.

Chairman Martinson closed hearing on SB2009.

2005 HOUSE STANDING COMMITTEE MINUTES

BILL/RESOLUTION NO. SB2009

House Appropriations Committee
Education and Environment Division

☐ Check here for Conference Committee

Hearing Date March 17, 2005

Tape Number	Side A	Side B	Meter #
1	X		2.5-7.5
Committee Clerk Signature <i>Robin Pursley</i>			

Minutes: Chairman Martinson opened meeting on SB2009.

Rep. Rennerfeldt Maybe Celeste could address the history of the \$20,000?

Celeste In the past there was a \$20,000 other income, putting the premiums up to code and the State Fair thought that was really under estimating. They have put a lot of additional money into premiums above and beyond what the state is putting in. Took it out to avoid confusion.

Rep. Rennerfeldt I have an amendment being drafted to increase premium money from \$16,750 up to \$25,000. Last year they spent \$28,550 more in prize money than what the state gave them. It is appropriate that we, we're not giving them the full amount but it is for a very good cause.

Chairman Martinson Are you making that a motion?

Rep. Rennerfeldt Yes, I make that into a motion.

Vice Chairman Brusegaard Second.

Rep. Aarsvold What was the increase?

Rep. Rennerfeldt Going up to \$25,000 from \$16,750.

Chairman Martinson We have done that the last couple of sessions, increased by \$25,000.

VOICE VOTE on amendment passed.

Vice Chairman Brusegaard Amendment I handed out is .0201. It takes care of a contradiction in code. When involved in discussion about how much State Seed Board is reimbursed, I had an analysis done about what agencies pay board members across the state. The first one on the list happened to be the State Fair and there's a contradiction. In code it says we can pay them up to \$10 a meeting and another place in code says can pay them \$75 a meeting. This amendment simply takes out old language limiting them to \$10 per diem because we changed to \$75 two sessions ago and never changed the code. I move amendment. 0201.

Rep. Wald Second.

Rep. Gulleon Question about the special compensation - the new language there?

Vice Chairman Brusegaard The special compensation language, it looks new in the amendment but it has always been in code, it is in another section as well. The problem is with the last line, "The board of directors may contract for and pay directors rendering unusual or exceptional services to the association, special compensation appropriate to the value of such services." I can't imagine what that would be or tell you what that would be only that it has been in code a long time.

VOICE VOTE on amendment passed.

Vice Chairman Brusegaard I move do pass as amended.

Rep. Rennerfeldt Second.

VOTE: 6 YES 0 NO with 0 absent and not voting. DO PASS AS AMENDED.

Page 3

Education and Environment Division

Bill/Resolution Number SB2009

Hearing Date March 17, 2005

Rep. Rennerfeldt will carry to the full committee.

Chairman Martinson Closed hearing on SB2009.

2005 HOUSE STANDING COMMITTEE MINUTES

BILL/RESOLUTION NO. SB2009
State Fair Association

House Appropriations Full Committee

☐ Conference Committee

Hearing Date March 21, 2005

Tape Number	Side A	Side B	Meter #
2		X	#29.7 - #38.3
Committee Clerk Signature <i>Chris Alexander</i>			

Minutes:

Rep. Ken Svedjan, Chairman opened the discussion on SB2009.

Rep. Earl Rennerfeldt moved to adopt amendment #0202 to SB2009.

Rep. Pam Gulleason seconded

Rep. Earl Rennerfeldt explained that there were two changes made. The first was cleaning up language regarding compensation and then raised the premiums to \$25,000. They exceeded their appropriation last time so we raised it.

Rep. Ken Svedjan, Chairman clarified that the total adjustment to the Senate version is the \$8250 for the premiums and reduces the compensation as needed.

Rep. Ken Svedjan, Chairman called for a voice vote on the motion to adopt amendment #0202 to SB2009. Motion carried.

Rep. Jeff Delzer asked if we are reducing the match that the state fair was required to put in for the premiums.

Rep. Earl Rennerfeldt answered that OMB made the change because it no longer applied and Rep Rennerfeldt read from the OMB decision Because they are not a state agency and they are contributing far more than this amount to the general fund..

Rep. Jeff Delzer commented that they put this in so they could get more money for premiums. Have a problem with this because the state fair association should contribute toward the premiums.

Rep. Earl Rennerfeldt answered that the state fair association contributes a lot as it is so it is unnecessary to expect them to match for their premiums. Rep Rennerfeldt moved a Do Pass As Amended motion to SB2009.

Rep. Francis J. Wald seconded.

Rep. Ken Svedjan, Chairman called for a roll call vote on the Do Pass As Amended motion for SB2009. Motion carried with a vote of 18 yeas, 3 nays and 2 absences. Rep Rennerfeldt will carry the bill to the house floor.

Rep. Ken Svedjan, Chairman closed the discussion on SB2009. (meter Tape #2, side B, #38.3)

Date: 3.17.05
Roll Call Vote #: _____

2005 HOUSE STANDING COMMITTEE ROLL CALL VOTES
BILL/RESOLUTION NO. SB 2009

House Appropriations Education and Environment

☐ Check here for Conference Committee

Legislative Council Amendment Number 58009.0202

Action Taken Do pass as amended

Motion Made By Rep. Brusegaard Seconded By Rep. Rennerfeldt

Representatives	Yes	No	Representatives	Yes	No
Chairman Martinson	✓		Rep. Aarsvold	✓	
Vice Chairman Brusegaard	✓		Rep. Gulleon	✓	
Rep. Rennerfeldt	✓				
Rep. Wald	✓				

Total 6 (Yes) 6 No 0

Absent 0

Floor Assignment Rep. Rennerfeldt

If the vote is on an amendment, briefly indicate intent:

Date: March 21, 2005
Roll Call Vote #: 1

2005 HOUSE STANDING COMMITTEE ROLL CALL VOTES
BILL/RESOLUTION NO. SB2009

House Appropriations - Full Committee

☐ Check here for Conference Committee

Legislative Council Amendment Number 58009.0202

Action Taken **DO PASS AS AMENDED**

Motion Made By **Rep Rennerfeldt** Seconded By **Rep Wald**

Representatives	Yes	No	Representatives	Yes	No
Rep. Ken Svedjan, Chairman	X		Rep. Bob Skarphol		X
Rep. Mike Timm, Vice Chairman	X		Rep. David Monson	X	
Rep. Bob Martinson	AB		Rep. Eliot Glassheim	X	
Rep. Tom Brusegaard	AB		Rep. Jeff Delzer		X
Rep. Earl Rennerfeldt	X		Rep. Chet Pollert	X	
Rep. Francis J. Wald	X		Rep. Larry Bellew	X	
Rep. Ole Aarsvold	X		Rep. Alon C. Wieland		X
Rep. Pam Guleson	X		Rep. James Kerzman	X	
Rep. Ron Carlisle	X		Rep. Ralph Metcalf	X	
Rep. Keith Kempenich	X				
Rep. Blair Thoreson	X				
Rep. Joe Kroeber	X				
Rep. Clark Williams	X				
Rep. Al Carlson	X				

Total Yes 18 No 3

Absent 2

Floor Assignment **Rep Rennerfeldt**

If the vote is on an amendment, briefly indicate intent:

REPORT OF STANDING COMMITTEE

SB 2009, as engrossed: Appropriations Committee (Rep. Svedjan, Chairman) recommends **AMENDMENTS AS FOLLOWS** and when so amended, recommends **DO PASS** (18 YEAS, 3 NAYS, 2 ABSENT AND NOT VOTING). Engrossed SB 2009 was placed on the Sixth order on the calendar.

Page 1, line 2, after "association" insert "; and to amend and reenact section 4-02.1-09 of the North Dakota Century Code, relating to compensation of state fair board members"

Page 1, line 16, replace "5,000" with "13,250"

Page 1, line 17, replace "5,000" with "13,250"

Page 1, line 19, replace "25,000" with "33,250"

Page 2, line 2, replace "396,750" with "405,000"

Page 2, line 3, replace "606,750" with "615,000"

Page 2, after line 3, insert:

"SECTION 4. AMENDMENT. Section 4-02.1-09 of the North Dakota Century Code is amended and reenacted as follows:

4-02.1-09. Vacancies and special compensation of board members. Any vacancy occurring on the board of directors must be filled by the board of directors for the unexpired term of the vacancy. ~~The board of directors may not receive any salary for their services, but, by resolution of the board, per diem payments of ten dollars and travel expenses not exceeding such amounts as allowed other state officials and employees, may be allowed for attendance at each regular or special meeting of the board or members. The board of directors has the power, in its discretion, to may~~ contract for and to pay directors rendering unusual or exceptional services to the association, special compensation appropriate to the value of such services."

Renumber accordingly

STATEMENT OF PURPOSE OF AMENDMENT:

Senate Bill No. 2009 - State Fair Association - House Action

	EXECUTIVE BUDGET	SENATE VERSION	HOUSE CHANGES	HOUSE VERSION
Capital assets	\$210,000	\$210,000		\$210,000
Premiums	<u>380,000</u>	<u>396,750</u>	<u>\$8,250</u>	<u>405,000</u>
Total all funds	\$590,000	\$606,750	\$8,250	\$615,000
Less estimated income				
General fund	\$590,000	\$606,750	\$8,250	\$615,000
FTE	0.00	0.00	0.00	0.00

Dept. 665 - State Fair Association - Detail of House Changes

INCREASES FUNDING FOR PREMIUMS ¹	TOTAL HOUSE CHANGES
---	------------------------

REPORT OF STANDING COMMITTEE (410)
March 22, 2005 9:12 a.m.

Module No: HR-52-5675
Carrier: Rennerfeldt
Insert LC: 58009.0202 Title: .0300

Capital assets		
Premiums	<u>\$8,250</u>	<u>\$8,250</u>
Total all funds	\$8,250	\$8,250
Less estimated income	<u> </u>	<u> </u>
General fund	\$8,250	\$8,250
FTE	0.00	0.00

¹ This amendment increases funding for premiums by \$8,250 from the general fund, from \$396,750 as provided in the Senate version to \$405,000. This level of funding represents an increase in funding of \$25,000 from the funding included in the executive budget recommendation of \$380,000. The following is a summary of the increase in funding for premiums from the 2003-05 legislative appropriation to the amount proposed in this amendment:

	2003-05 APPROPRIATION	2005-07 HOUSE VERSION	INCREASE (DECREASE)
General fund	\$371,750	\$405,000	\$33,250
Other funds	<u>20,000</u>	<u> </u>	<u>(20,000)</u>
Total	\$391,750	\$405,000	\$13,250

This amendment also amends North Dakota Century Code Section 4-02.1-09 relating to vacancies and special compensation of State Fair Board members.

2005 SENATE APPROPRIATIONS

CONFERENCE COMMITTEE

SB 2009


2005 SENATE STANDING COMMITTEE MINUTES

BILL/RESOLUTION NO. 2009

Senate Appropriations Committee

☐ Conference Committee

Hearing Date April 6, 2005

Tape Number	Side A	Side B	Meter #
1	a		4200 - 4860
Committee Clerk Signature 			

Minutes:

The conference committee members include Senators Schobinger, Thane, Lindaas, Representatives Rennerfeldt, Brusegaard and Aarsvold.

Senator Schobinger opened the conference committee on SB 2009 indicating this is the state fair budget. As the bill came to us in the executive budget there was an increase of \$8250 for premium. Last session we required they spend \$20,000 of their own money and they spent well over that so that requirement was taken out. The Senate added \$17,000 + to raise it to \$25,000 and the House added another \$8250 which brings this to a \$33,250 increase over the last biennium. The House made another change as to how the board gets paid.

Representative Brusegaard indicated when the budget was in front of them, he was also dealing with the state seed commission who wanted to pay state seed commissioners. I asked for an analysis from Legislative Council about boards and commissions and what they got paid.

Completely by coincidence I had gotten this analysis and there are two figures \$5 and \$100 for

Page 2

Senate Appropriations Committee

Bill/Resolution Number 2009

Hearing Date April 6, 2005

the State Fair Board. Two years ago the State Fair Board paid \$90 or \$100 a meeting and they never took out the language they could get up to \$10. So this amendment is to clean up the bill.

Representative Rennerfeldt indicated the increase on the bill was to cover the increasing numbers of people at the fair for 4H, FFA, or other young people. Last biennium they spent considerably more than they were getting so the increase is to get them a little closer to what was used last biennium and they will still have to contribute.

Senator Schobinger indicated that was why the \$20,000 requirement was taken out.

Senator Lindaas indicated the only substantive change is the \$8250. The response was yes.

Senator Lindaas moved to accede to the house amendments, Senator Thane seconded. A roll call vote was taken and the motion carried. Senator Schobinger will carry the bill.

Senator Schobinger closed the conference committee hearing.

REPORT OF CONFERENCE COMMITTEE
(ACCEDE/RECEDE) - 420

4-6-05
07398

Bill Number) SB 2009 (, as (re)engrossed):

Your Conference Committee

For the Senate:

Sen. Schobinger *attend*
Sen. Thane *note*
Sen. Linderas

For the House:

Rep Rennerfeldt *attend*
Rep Brusegaard *note*
Rep Aarsbald

☒ recommends that the (SENATE/HOUSE) (ACCEDE to) (RECEDE from)
723/724 725/726 S724/H726 S723/H725
the (Senate/House) amendments on (SJ/HJ) page(s) 1086 - 1087

☒ and place _____ on the Seventh order.
727

☐ , adopt (further) amendments as follows, and place
_____ on the Seventh order:

☐ having been unable to agree, recommends that the committee be discharged
and a new committee be appointed. 690/515

((Re)Engrossed) _____ was placed on the Seventh order of business on the
calendar.

DATE: 4, 6, 05

CARRIER: Schobinger

LC NO. _____ of amendment

LC NO. _____ of engrossment

Emergency clause added or deleted _____

Statement of purpose of amendment _____

1) LC (2) LC (3) DESK (4) COMM.

Insert LC: .

REPORT OF CONFERENCE COMMITTEE

SB 2009, as engrossed: Your conference committee (Sens. Schobinger, Thane, Lindaas and Reps. Rennerfeldt, Brusegaard, Aarsvold) recommends that the **SENATE ACCEDE** to the House amendments on SJ pages 1086-1089 and place SB 2009 on the Seventh order.

Engrossed SB 2009 was placed on the Seventh order of business on the calendar.

2005 TESTIMONY

SB 2009

ASB2009

NORTH DAKOTA STATE FAIR

OVERVIEW & 2004 STATE FAIR

PREPARED BY
JERRY IVERSON
MANAGER

January 2005

TABLE OF CONTENTS

OVERVIEW & 2004 STATE FAIR

A. FAIR QUOTES.....	1-2
NEWS RELEASE.....	3-4
B. INCOME HISTORY – FAIR.....	5-6
C. EXPENSE HISTORY – FAIR.....	7-8
D. ALL SEASONS ARENA INCOME/EXPENSE HISTORY.....	9-10
E. CAPITAL IMPROVEMENT SOURCE.....	11-18
F. MONEY PAID TO STATE GOVERNMENT.....	19
G. GOALS OF STATE FAIR/SERVICE PROVIDED.....	20
H. MASTER PLAN.....	21
I. FAIRGROUND GUIDE.....	22

North Dakota State Fair Comments

Good (12)
Great (12)
Great fair! (8)
Very Good (6)
Wonderful (6)
Good Job! (5)
Grounds are clean (4)
enjoyed everything (4)
Fun (4)
Good Food (4)
First time (3)
Great time (3)
Had A Good Time (3)
It was fun! (3)
The fair was well run (3)
always a good time (2)
Awesome (2)
Everything is so much fun.(2)
Everything was good (2)
garbage cans this year were good (2)
Good Time (2)
Great Value (2)
I had fun. (2)
It rocked (2)
It's awesome! (2)
Tons of Fun (2)
Very Clean (2)
We enjoyed it very much. (2)
All in all it is a very good fair - something for all ages.
Always fun to see new things and what the kids have accomplished
Attended the fair since 1958
Beer gardens are a good time
Best fair anywhere - been coming for years
Bring Footloose back!
Cold
Entertaining!
Everything fine
People are nice
Excellent
Fair had many attractions and was very enjoyable.
Fair was great.
Fantastic
Great event
Fun Family Time
Gets better every year
Good area - very clean, good displays
Good exhibits
Good experience
Good Fair
Good family entertainment
Good mix of music
Great day
Great entertainment

North Dakota State Fair Comments

Great Experience every year!
Heartbreak Hotel performers were wonderful.
Great First Day
Great food
Great Fun
Great overall
Great Place
Great service
Great showing!
Hurray
I come every year & I will for as long as I can
I like how the food was set up with all of the picnic tables
I love the fair.
I love the Zipper.
It was a good fair
It was cool
It's a great place to get together with friends
It's a great place.
It's always well organized and a great time
Its really good
Keep up the Excellent Job of this fair!!
Keep up the good work
like kids sandbox
Lots of benches
Lots of fun entertainment.
Loved it!
Much cleaner
Much nicer
Music on rides
My daughter loved kids rides
ND game and fish is great
Nice entertainment
Nice farm machinery
Nice improvements - garbages and benches good job
Nice job
Nice variety!
Nice Work
Nicer fair than last year
Overall the fair is a great event for Minot and I look forward to attending every year. Thanks!
Overall Was Excellent
Parade was awesome.
Really enjoyed myself
Relaxing!
Set up better than past year
The fair is something for every North Dakotan to look forward to during the summer months.
The kids had a great time
They do a great job of selecting entertainment
This is a great fair - something for everyone - a salute to Jerry Iverson
Trolleys are convenient
Unlimited ride bracelets cheap
Very well kept
ZZ Top was great

FINAL REPORT – NDSF 2004

"Numbers of exhibits probably are the big news at the 2004 North Dakota State Fair," manager Jerry Iverson said. "Our attendance numbers are up, and that's always good news, but having all-time highs, especially in 4H and FFA tell us we are doing what our visitors want."

Iverson, who sees youth activity as important to North Dakota's future as well as that of the Fair, said there were 12,475 4H and 17,877 FFA exhibits this year, probably the largest FFA exhibition in the country. Their overflow forced Fair management to swap exhibit areas between the 4H exhibits and those for culinary, photography, education, fine arts and flowers.

The NDSF is proud of being one of the few U.S fairs with a great machinery exhibit. The millions of dollars of agriculture and industrial equipment exhibited remains a major attraction.

"The State Fair competes favorably with casinos and arenas around us, with entertainment like Reba McEntire, Lonestar and Keith Urban. These concerts draw visitors," Iverson said, "so we were pleased with our Grandstand draws."

Attendance at those events included

ZZ Top July 23 - 7,500

Sugar Ray, July 24, attendance 3,176

Reba, July 25, attendance 9,500

Traditional Johnny Holm & Classic Car Show, attendance 2,700, July 28

Brad Paisley, July 29 attendance 7,700

Lonestar, July 30 attendance 7,000

Keith Urban, July 31, attendance 8,000

Mosbrucker's NPRA rodeo drew 2,100 viewers July 28 and July 29, with 1,600 attending the July 30 Bull-a-Rama. Other main stage attractions included the traditional Enduro Race July 26 3,700 attending, Demolition Derby July 27 2,700 attending; and horse and pony pulls. Run as a single free attraction previously, a growing number of entrants advised separate contests this year.

Jenna Graf, Burlington, was crowned the new Miss North Dakota State Fair Rodeo queen, and took part in the rodeo. Kids had contests of their own: pedal tractor pull and kids' Showdeo, a downsized version of rodeo. For the bigger kids, there was 3-on-3 basketball, arm wrestling and bench press competition.

Wheelie fans also enjoyed the Motocross July 30 and garden tractor pull July 31.

From the gigantic North Dakota State Fair Parade July 24 to the fireworks July 31 that ended the Fair, 243,024 visitors enjoyed plenty of free attractions. World War II veteran Leonard Berce was Grand Marshal for the miles-long parade with a strong patriotic influence.

Murphy Brothers Exposition had its share of the bright lights. They reported a 14% increase.

Twelve free stages ranged from the thrill zone, Bengal tiger shows and camel rides to Professor Gizmo's science-for-fun and, of course, music. The Jukebox Junkie stage featured Leah Durrelle, Memories of Heartbreak Hotel, an amateur talent contest, clown contest and a local band, Brakelazy.

Three of the busiest free stages were the Pioneer Village with free demonstrations and ice cream socials, Pathways for Fishing, and the Fur Traders Rendezvous with its emphasis on the explorers Lewis and Clark.

Also free were events held under the tent in State Fair Park: Family Day, Pride of Dakota Day, complete with a debate between state Agriculture Commissioner candidates, and KXMC Co-op day. The traditional Senior Day festival jammed the theater with older citizens enjoying entertainment, ice cream and activities.

The Fairgrounds was shined up for the big show, with an enlarged independent food court's new portable buildings replacing large, permanent ones that crowded the eating area. Fair officials also continue to improve drainage, bathrooms and other essential infrastructure.

Two free beer garden stages were filled with hypnotist Scott McFall, and bands: Balderdash, Southern Uprising, 32 Below and Sub Zero.

The State Fair wasn't all play either: there were contests for cattle dogs, team ropers, horse reiners, sewing lessons, crafts work for kids, cow cutting and more.

Ten cattle breeds plus commercial cattle were shown and judged, along with junior shows, and seven horse breeds had contests along with the huge open English/Western show. The North Dakota State Fair also had competition for poultry, rabbits, emus and llamas. New this year was the July 29 goat show. The second annual Cattle Dog show drew out of state handlers to show off their Border Collies and garner national competitive points.

With three loaded commercial exhibit buildings and 300 outdoor spaces, visitors got full value for their admission costs, \$20 for an adult season pass or \$15 for juniors, or \$7 daily for adults. A Family Fun pack offered 2 adult and 2 junior admissions, two 20-ride carnival wristbands and 4 Grandstand show tickets for \$40. The Fair also has free car and RV parking, shuttle bus rides from parking lots and a \$40 Megaride carnival pass to ride any ride any day. Midnight Madness offered \$10 for unlimited rides from 10 p.m. to 2 p.m.

The Fair is a success, Iverson said, with the help of sponsors like ABC West, Acme Electric, Athletes' Foot, Bass Equipment Company, Bayer Crop Science, Blue Cross Blue Shield, Bremer Bank, Cenex, Clear Channel Communications, Cloverdale Foods, Cloverdale Growers Alliance, Coca-Cola, Community Ambulance, Coors, Dodge, Elanco Animal Health, Farm & Ranch Guide, Farm Credit Services of ND, Feed Rite, Flower Box, Gooseneck Implement, Granite Springs, Holiday Inn, Hartland Mutual Insurance, International Inn, KMOT, KXMC, Land O Lakes, LaMoure Feed & Seed, Legend Seed, Lowe's Garden Center, M&S Concessions, Minot Chamber of Commerce, Minot CVB, Minot Daily News, Morelli's Distributing, Mosbrucker's, Murphy Brothers Expositions, ND 4-H, ND Corn Utilization Council, North Central Research Center, ND FFA, ND Game & Fish, ND Soybean Council, ND State Parade, Nodak Race Club, North Central Feed & Seed, Northern Tier Federal Credit Union, Project Safe Neighborhoods, Rainbow Photo, Saddle & Sirloin Club, SRT, Stockmen's Supply Company, SunPrairie Grain/Dakota Agronomy Partners, Ted Johnson, The Boar Stud, Trinity Medical Group, Vigortone, Ward County, Waste Management, West Dakota Fox, Xcel Energy

5

	1995	1996	1997	1998	1999	2000	2001	2002	2003	2004	Budget 2005
Fair Cash	\$935,199.84	\$1,207,767.18	\$885,331.38	\$889,792.38	\$1,053,773.74	\$1,084,895.87	\$1,036,463.36	\$1,116,003.03	\$1,441,243.37	\$1,370,173.11	\$1,348,834.56
REVENUES:											
STORAGE	\$21,672.80	\$20,771.00	\$21,713.00	\$21,854.00	\$21,169.00	\$21,348.00	\$24,655.00	\$21,966.00	\$20,977.00	\$22,624.00	\$20,000.00
GDS., BLD., EQ. RENT	\$450,751.80	\$398,787.58	\$384,100.02	\$408,659.35	\$473,424.51	\$523,100.17	\$520,963.96	\$508,582.44	\$475,792.00	\$511,261.19	\$691,000.00
CONCESSIONS	\$0.00	\$0.00	\$0.00	\$0.00	\$0.00	\$0.00	\$0.00	\$0.00	\$0.00	\$0.00	\$0.00
NODAK	\$6,900.95	\$5,524.19	\$8,729.27	\$8,691.84	\$6,260.00	\$6,875.00	\$5,261.00	\$4,690.00	\$17,300.00	\$10,221.00	\$4,500.00
PREM BOOK ADS	\$6,305.00	\$5,300.00	\$6,145.00	\$5,096.68	\$5,490.00	\$4,370.00	\$4,925.00	\$5,225.00	\$4,240.00	\$0.00	\$0.00
INDOOR	\$132,869.30	\$136,228.01	\$145,753.96	\$152,441.55	\$139,659.77	\$136,210.07	\$140,116.71	\$138,760.30	\$139,816.18	\$155,927.58	\$140,000.00
OUTDOOR	\$82,919.28	\$75,629.08	\$81,870.55	\$79,444.99	\$84,236.45	\$95,344.59	\$92,236.46	\$93,226.26	\$108,456.60	\$114,298.23	\$106,000.00
INDEPENDENT	\$88,725.14	\$61,633.56	\$72,511.06	\$76,925.14	\$67,661.75	\$74,915.88	\$73,141.03	\$77,207.87	\$79,451.64	\$87,703.07	\$77,000.00
CARNIVAL	\$140,970.52	\$141,904.76	\$150,585.00	\$149,959.49	\$154,054.57	\$156,132.79	\$159,380.23	\$150,469.25	\$161,831.69	\$177,497.37	\$155,000.00
GRANDSTAND	\$520,336.06	\$489,180.99	\$433,419.44	\$460,602.81	\$579,153.47	\$519,960.91	\$627,524.53	\$657,464.23	\$793,258.80	\$720,336.19	\$984,000.00
OUTSIDE GATES	\$725,872.84	\$673,812.54	\$626,894.28	\$696,266.12	\$657,932.30	\$639,841.13	\$636,275.15	\$653,787.84	\$686,861.92	\$819,910.88	\$730,000.00
PARKING LOT	\$0.00	\$0.00	\$0.00	\$0.00	\$0.00	\$0.00	\$0.00	\$0.00	\$0.00	\$0.00	\$0.00
VIP PACKAGE	\$13,345.80	\$16,689.95	\$19,204.88	\$20,441.06	\$22,011.75	\$19,526.66	\$22,847.98	\$28,855.00	\$33,716.00	\$41,909.50	\$33,000.00
CAMPING	\$40,082.56	\$35,110.40	\$35,212.40	\$32,623.50	\$36,305.04	\$42,778.80	\$40,939.26	\$43,493.00	\$45,455.00	\$45,939.25	\$42,000.00
STALLS and ENTRIES	\$0.00	\$0.00	\$0.00	\$0.00	\$0.00	\$0.00	\$0.00	\$0.00	\$0.00	\$0.00	\$0.00
REFUNDS	\$136,986.01	\$138,785.00	\$142,002.66	\$188,844.45	\$106,152.35	\$270,156.46	\$223,832.22	\$206,884.60	\$215,794.73	\$206,581.76	\$200,000.00
SPONSORSHIPS	\$82,862.69	\$57,618.51	\$102,564.71	\$27,389.22	\$49,903.09	\$33,365.72	\$22,604.53	\$132,859.96	\$11,896.74	\$13,089.81	\$10,000.00
MISCELLANEOUS	\$173,513.14	\$172,227.15	\$162,113.74	\$191,582.05	\$204,240.45	\$136,492.60	\$168,742.10	\$202,503.43	\$231,815.22	\$232,070.34	\$202,000.00
BEER GARDENS	\$210,000.00	\$0.00	\$210,000.00	\$0.00	\$210,000.00	\$0.00	\$210,000.00	\$0.00	\$210,000.00	\$0.00	\$210,000.00
APPROP.	\$144,400.00	\$144,400.00	\$160,000.00	\$160,000.00	\$170,000.00	\$170,000.00	\$182,500.00	\$176,462.00	\$185,875.00	\$185,875.00	\$165,875.00
APP.(PREMIUMS)	\$0.00	\$0.00	\$0.00	\$0.00	\$0.00	\$0.00	\$0.00	\$0.00	\$0.00	\$0.00	\$0.00
CITY/HOTEL TAX	\$28,521.74	\$36,366.08	\$24,610.93	\$34,135.23	\$32,354.05	\$45,946.73	\$35,230.93	\$14,589.17	\$7,444.58	\$5,708.53	\$4,500.00
INVEST. INTEREST	\$6,000.00	\$0.00	\$0.00	\$0.00	\$0.00	\$0.00	\$0.00	\$0.00	\$0.00	\$0.00	\$0.00
PLEDGES	\$51,484.15	\$0.00	\$0.00	\$0.00	\$0.00	\$0.00	\$0.00	\$0.00	\$0.00	\$0.00	\$0.00
WARD COUNTY	\$16,334.80	\$69,849.08	\$68,870.02	\$85,678.92	\$91,605.17	\$95,327.88	\$180,139.91	\$190,366.79	\$195,614.72	\$203,392.75	\$209,000.00
COUNTY MILL LEVY	\$3,070,864.68	\$2,676,818.88	\$2,871,150.90	\$2,900,516.38	\$3,128,884.25	\$3,000,633.19	\$3,269,316.00	\$3,307,393.14	\$3,625,567.82	\$3,554,346.45	\$4,003,875.00
TOTAL REVENUES	\$3,070,864.68	\$3,270,092.88	\$3,092,992.28	\$3,084,308.38	\$3,378,884.25	\$3,271,529.06	\$3,464,779.00	\$3,553,393.14	\$4,068,907.82	\$3,924,173.11	\$4,354,076.23
Cash to use	\$591,274.00	\$221,831.38	\$163,790.00	\$163,790.00	\$250,000.00	\$270,895.87	\$195,463.00	\$256,000.00	\$443,340.00	\$370,173.11	\$360,201.23
TOTAL	\$3,662,138.68	\$3,491,924.26	\$3,256,883.66	\$3,248,108.38	\$3,628,884.25	\$3,542,424.92	\$3,659,242.00	\$3,809,393.14	\$4,512,207.64	\$4,294,346.22	\$4,714,277.46
TOTAL INCLUDING CASH USED	\$3,070,864.68	\$3,270,092.88	\$3,092,992.28	\$3,084,308.38	\$3,378,884.25	\$3,271,529.06	\$3,464,779.00	\$3,553,393.14	\$4,068,907.82	\$3,924,173.11	\$4,354,076.23

FAIR REVENUE COMPARISONS AND BUDGET

FAIR REVENUE COMPARISONS AND BUDGET

	1971	1972	1973	1974	1975	1976	1977	1978	1979	1980	1981	1982	1983	1984	1985	1986	1987	1988	1989	1990	1991	1992	1993	1994	1995	1996	1997	1998	1999	2000	2001	2002	2003	2004	2005	2006	2007	2008	2009	2010	2011	2012	2013	2014	2015	2016	2017	2018	2019	2020	2021	2022	2023	2024	2025	2026	2027	2028	2029	2030	2031	2032	2033	2034	2035	2036	2037	2038	2039	2040	2041	2042	2043	2044	2045	2046	2047	2048	2049	2050	2051	2052	2053	2054	2055	2056	2057	2058	2059	2060	2061	2062	2063	2064	2065	2066	2067	2068	2069	2070	2071	2072	2073	2074	2075	2076	2077	2078	2079	2080	2081	2082	2083	2084	2085	2086	2087	2088	2089	2090	2091	2092	2093	2094	2095	2096	2097	2098	2099	2100	2101	2102	2103	2104	2105	2106	2107	2108	2109	2110	2111	2112	2113	2114	2115	2116	2117	2118	2119	2120	2121	2122	2123	2124	2125	2126	2127	2128	2129	2130	2131	2132	2133	2134	2135	2136	2137	2138	2139	2140	2141	2142	2143	2144	2145	2146	2147	2148	2149	2150	2151	2152	2153	2154	2155	2156	2157	2158	2159	2160	2161	2162	2163	2164	2165	2166	2167	2168	2169	2170	2171	2172	2173	2174	2175	2176	2177	2178	2179	2180	2181	2182	2183	2184	2185	2186	2187	2188	2189	2190	2191	2192	2193	2194	2195	2196	2197	2198	2199	2200	2201	2202	2203	2204	2205	2206	2207	2208	2209	2210	2211	2212	2213	2214	2215	2216	2217	2218	2219	2220	2221	2222	2223	2224	2225	2226	2227	2228	2229	2230	2231	2232	2233	2234	2235	2236	2237	2238	2239	2240	2241	2242	2243	2244	2245	2246	2247	2248	2249	2250	2251	2252	2253	2254	2255	2256	2257	2258	2259	2260	2261	2262	2263	2264	2265	2266	2267	2268	2269	2270	2271	2272	2273	2274	2275	2276	2277	2278	2279	2280	2281	2282	2283	2284	2285	2286	2287	2288	2289	2290	2291	2292	2293	2294	2295	2296	2297	2298	2299	2300	2301	2302	2303	2304	2305	2306	2307	2308	2309	2310	2311	2312	2313	2314	2315	2316	2317	2318	2319	2320	2321	2322	2323	2324	2325	2326	2327	2328	2329	2330	2331	2332	2333	2334	2335	2336	2337	2338	2339	2340	2341	2342	2343	2344	2345	2346	2347	2348	2349	2350	2351	2352	2353	2354	2355	2356	2357	2358	2359	2360	2361	2362	2363	2364	2365	2366	2367	2368	2369	2370	2371	2372	2373	2374	2375	2376	2377	2378	2379	2380	2381	2382	2383	2384	2385	2386	2387	2388	2389	2390	2391	2392	2393	2394	2395	2396	2397	2398	2399	2400	2401	2402	2403	2404	2405	2406	2407	2408	2409	2410	2411	2412	2413	2414	2415	2416	2417	2418	2419	2420	2421	2422	2423	2424	2425	2426	2427	2428	2429	2430	2431	2432	2433	2434	2435	2436	2437	2438	2439	2440	2441	2442	2443	2444	2445	2446	2447	2448	2449	2450	2451	2452	2453	2454	2455	2456	2457	2458	2459	2460	2461	2462	2463	2464	2465	2466	2467	2468	2469	2470	2471	2472	2473	2474	2475	2476	2477	2478	2479	2480	2481	2482	2483	2484	2485	2486	2487	2488	2489	2490	2491	2492	2493	2494	2495	2496	2497	2498	2499	2500	2501	2502	2503	2504	2505	2506	2507	2508	2509	2510	2511	2512	2513	2514	2515	2516	2517	2518	2519	2520	2521	2522	2523	2524	2525	2526	2527	2528	2529	2530	2531	2532	2533	2534	2535	2536	2537	2538	2539	2540	2541	2542	2543	2544	2545	2546	2547	2548	2549	2550	2551	2552	2553	2554	2555	2556	2557	2558	2559	2560	2561	2562	2563	2564	2565	2566	2567	2568	2569	2570	2571	2572	2573	2574	2575	2576	2577	2578	2579	2580	2581	2582	2583	2584	2585	2586	2587	2588	2589	2590	2591	2592	2593	2594	2595	2596	2597	2598	2599	2600	2601	2602	2603	2604	2605	2606	2607	2608	2609	2610	2611	2612	2613	2614	2615	2616	2617	2618	2619	2620	2621	2622	2623	2624	2625	2626	2627	2628	2629	2630	2631	2632	2633	2634	2635	2636	2637	2638	2639	2640	2641	2642	2643	2644	2645	2646	2647	2648	2649	2650	2651	2652	2653	2654	2655	2656	2657	2658	2659	2660	2661	2662	2663	2664	2665	2666	2667	2668	2669	2670	2671	2672	2673	2674	2675	2676	2677	2678	2679	2680	2681	2682	2683	2684	2685	2686	2687	2688	2689	2690	2691	2692	2693	2694	2695	2696	2697	2698	2699	2700	2701	2702	2703	2704	2705	2706	2707	2708	2709	2710	2711	2712	2713	2714	2715	2716	2717	2718	2719	2720	2721	2722	2723	2724	2725	2726	2727	2728	2729	2730	2731	2732	2733	2734	2735	2736	2737	2738	2739	2740	2741	2742	2743	2744	2745	2746	2747	2748	2749	2750	2751	2752	2753	2754	2755	2756	2757	2758	2759	2760	2761	2762	2763	2764	2765	2766	2767	2768	2769	2770	2771	2772	2773	2774	2775	2776	2777	2778	2779	2780	2781	2782	2783	2784	2785	2786	2787	2788	2789	2790	2791	2792	2793	2794	2795	2796	2797	2798	2799	2800	2801	2802	2803	2804	2805	2806	2807	2808	2809	2810	2811	2812	2813	2814	2815	2816	2817	2818	2819	2820	2821	2822	2823	2824	2825	2826	2827	2828	2829	2830	2831	2832	2833	2834	2835	2836	2837	2838	2839	2840	2841	2842	2843	2844	2845	2846	2847	2848	2849	2850	2851	2852	2853	2854	2855	2856	2857	2858	2859	2860	2861	2862	2863	2864	2865	2866	2867	2868	2869	2870	2871	2872	2873	2874	2875	2876	2877	2878	2879	2880	2881	2882	2883	2884	2885	2886	2887	2888	2889	2890	2891	2892	2893	2894	2895	2896	2897	2898	2899	2900	2901	2902	2903	2904	2905	2906	2907	2908	2909	2910	2911	2912	2913	2914	2915	2916	2917	2918	2919	2920	2921	2922	2923	2924	2925	2926	2927	2928	2929	2930	2931	2932	2933	2934	2935	2936	2937	2938	2939	2940	2941	2942	2943	2944	2945	2946	2947	2948	2949	2950	2951	2952	2953	2954	2955	2956	2957	2958	2959	2960	2961	2962	2963	2964	2965	2966	2967	2968	2969	2970	2971	2972	2973	2974	2975	2976	2977	2978	2979	2980	2981	2982	2983	2984	2985	2986	2987	2988	2989	2990	2991	2992	2993	2994	2995	2996	2997	2998	2999	3000
Per Cash																																																																																																																																																																																																																																																																																																																																																																																																																																																																																																																																																																																																																																																																																																																																																																																																																																																																																																																																																																																																																																																																						

FAIR EXPENSE COMPARISONS AND BUDGET

	1995	1996	1997	1998	1999	2000	2001	2002	2003	2004	Budget 2005
EXPENSES:											
SALARIES & WAGES	\$445,075.54	\$500,654.23	\$515,168.59	\$519,984.89	\$586,899.36	\$623,607.10	\$652,507.38	\$647,374.12	\$705,782.83	\$758,026.89	\$808,000.00
MEETINGS/TRAINING	\$36,505.07	\$41,852.79	\$37,455.90	\$41,154.49	\$37,146.68	\$38,580.00	\$45,280.30	\$56,183.34	\$37,382.78	\$56,840.81	\$97,000.00
UTILITIES	\$129,543.40	\$116,469.93	\$162,293.44	\$167,730.49	\$170,954.34	\$225,072.57	\$280,835.37	\$228,760.44	\$255,849.39	\$286,945.78	\$335,600.00
TELEPHONE	\$9,546.87	\$8,755.80	\$10,381.41	\$7,260.88	\$7,876.69	\$8,233.55	\$8,547.43	\$9,669.24	\$9,475.07	\$11,791.13	\$13,500.00
RENT OF EQUIP	\$7,022.65	\$8,644.58	\$7,674.51	\$14,609.59	\$4,664.34	\$10,881.25	\$12,488.23	\$11,444.80	\$10,840.60	\$3,907.69	\$5,000.00
POSTAGE	\$9,924.24	\$10,922.84	\$12,698.94	\$14,253.74	\$16,471.22	\$18,339.91	\$18,551.24	\$13,587.77	\$17,509.84	\$19,000.00	\$19,000.00
REPAIR EQUIP	\$21,589.45	\$27,864.32	\$34,948.57	\$25,036.01	\$19,466.26	\$26,705.58	\$26,450.83	\$13,305.97	\$22,735.20	\$27,454.44	\$29,000.00
BLDG. & GRDS	\$274,787.13	\$299,197.28	\$277,684.08	\$269,804.81	\$226,839.67	\$159,508.03	\$144,828.66	\$158,220.51	\$197,111.48	\$203,278.80	\$20,200.00
PROFESS FEES	\$136,340.11	\$129,019.13	\$86,074.40	\$125,214.52	\$131,300.19	\$131,081.84	\$123,598.98	\$132,976.80	\$137,163.23	\$142,707.08	\$185,000.00
INS., DUES, MEMB.	\$30,474.09	\$26,980.10	\$37,726.68	\$32,389.65	\$37,859.27	\$42,900.89	\$39,309.54	\$38,288.71	\$57,946.53	\$46,558.39	\$58,000.00
OFFICE SUPPLIES	\$8,843.89	\$9,311.31	\$8,371.77	\$7,304.47	\$10,580.97	\$7,942.90	\$8,820.31	\$7,773.84	\$12,204.46	\$9,033.87	\$10,000.00
PRINTING											
ADVERTISING	\$180,428.47	\$154,739.20	\$180,125.84	\$184,566.58	\$188,129.84	\$189,611.64	\$217,185.85	\$220,774.17	\$205,173.15	\$220,595.57	\$282,000.00
PR	\$7,544.98	\$19,356.28	\$44,897.13	\$49,521.07	\$73,814.08	\$55,138.33	\$50,964.81	\$66,540.68	\$69,805.17	\$72,351.04	\$90,000.00
MISC. SUPPLIES	\$0.00	\$0.00	\$0.00	\$0.00	\$0.00	\$0.00	\$0.00	\$0.00	\$0.00	\$0.00	\$0.00
RIBBON/TROPH	\$4,177.46	\$3,979.91	\$984.51	\$4,373.70	\$4,511.57	\$2,235.33	\$2,540.95	\$38,971.28	\$9,298.26	\$1,025.64	\$4,640.00
VIP PACKAGE	\$0.00	\$0.00	\$0.00	\$0.00	\$0.00	\$0.00	\$0.00	\$0.00	\$0.00	\$0.00	\$0.00
FUEL/MOTOR POOL	\$9,581.69	\$14,087.10	\$12,500.79	\$12,641.23	\$12,241.39	\$14,319.86	\$22,019.02	\$20,319.28	\$24,570.83	\$22,454.04	\$24,000.00
REFUNDS	\$0.00	\$0.00	\$0.00	\$0.00	\$0.00	\$0.00	\$0.00	\$0.00	\$0.00	\$0.00	\$0.00
NEW EQUIPMENT	\$54,760.24	\$188,616.27	\$54,888.23	\$13,942.16	\$112,166.19	\$30,686.67	\$25,354.61	\$123,939.72	\$82,754.02	\$44,871.36	\$65,200.00
CAPITAL IMPROV	\$171,621.34	\$150,929.37	\$37,385.63	\$16,911.87	\$83,885.69	\$67,216.52	\$99,623.82	\$1,941.98	\$237,784.45	\$42,315.54	\$27,526.23
GRANDSTAND	\$484,584.91	\$477,658.73	\$514,280.29	\$393,981.80	\$519,649.85	\$565,832.07	\$583,524.74	\$618,429.95	\$761,681.25	\$771,000.30	\$1,140,000.00
OTHER ENTERT/PROMOTION	\$146,640.51	\$151,841.80	\$134,143.09	\$144,785.93	\$151,234.48	\$151,260.28	\$144,081.95	\$146,520.69	\$153,388.28	\$158,384.63	\$191,000.00
BEER GARDENS	\$0.00	\$0.00	\$0.00	\$0.00	\$0.00	\$0.00	\$0.00	\$0.00	\$0.00	\$0.00	\$0.00
CONCESSIONAIRES	\$6,796.83	\$11,600.00	\$7,596.32	\$8,822.57	\$9,227.48	\$9,125.10	\$7,881.13	\$7,415.91	\$8,427.13	\$8,329.65	\$8,600.00
4-H EXPENSES	\$89,919.27	\$76,574.13	\$82,768.67	\$81,413.87	\$83,133.71	\$83,473.70	\$92,349.26	\$92,507.07	\$95,576.28	\$97,463.74	\$100,000.00
FFA EXPENSES	\$42,602.54	\$44,737.75	\$66,737.78	\$65,098.15	\$68,698.62	\$75,016.45	\$72,835.73	\$73,945.38	\$76,575.21	\$89,810.28	\$95,000.00
BEEF	\$25,794.48	\$20,575.95	\$24,483.72	\$18,063.55	\$21,436.29	\$21,819.41	\$27,578.13	\$30,908.40	\$18,142.54	\$20,125.21	\$22,000.00
DAIRY	\$10,006.11	\$9,394.35	\$8,176.79	\$10,656.24	\$11,876.06	\$11,217.72	\$8,142.02	\$8,348.40	\$8,663.47	\$7,098.34	\$8,600.00
HORSES	\$47,382.77	\$42,768.53	\$47,732.15	\$42,704.42	\$49,716.28	\$51,988.60	\$61,866.86	\$58,538.87	\$64,907.46	\$60,922.90	\$65,000.00
SHEEP & WOOL	\$16,159.68	\$19,395.64	\$17,825.38	\$17,009.86	\$18,415.16	\$17,015.27	\$16,552.96	\$12,304.25	\$14,422.02	\$15,163.02	\$15,100.00
HOGS	\$4,621.14	\$6,199.93	\$5,473.39	\$4,459.56	\$7,749.16	\$7,257.20	\$13,688.01	\$9,221.15	\$11,303.86	\$12,186.25	\$14,100.00
GOATS/LAMAS	\$2,451.39	\$5,330.71	\$3,751.88	\$2,738.87	\$3,836.01	\$3,298.98	\$4,466.13	\$2,941.68	\$2,852.33	\$3,772.67	\$4,000.00
POULTRY	\$3,935.48	\$4,246.02	\$5,272.99	\$4,815.46	\$5,830.05	\$5,647.77	\$5,230.78	\$5,841.84	\$5,269.89	\$5,818.35	\$6,000.00
ARTS & CRAFTS	\$4,454.14	\$3,895.29	\$4,355.39	\$4,394.15	\$4,285.63	\$4,200.04	\$4,395.98	\$3,692.53	\$3,953.20	\$4,223.53	\$4,500.00
DOMESTIC ARTS	\$10,925.18	\$12,930.79	\$11,927.03	\$11,788.05	\$12,217.11	\$12,106.37	\$13,330.44	\$3,333.57	\$3,329.80	\$3,025.06	\$4,000.00
EDUCATION	\$4,315.72	\$4,111.53	\$4,874.72	\$4,790.01	\$5,883.70	\$5,096.94	\$5,705.85	\$11,028.84	\$11,262.88	\$11,760.63	\$13,000.00
PHOTOGRAPHY	\$2,145.74	\$2,289.54	\$2,250.25	\$2,218.46	\$1,536.28	\$1,576.49	\$1,522.72	\$1,294.02	\$1,687.43	\$1,760.67	\$2,300.00
WRITING	\$1,594.08	\$1,573.69	\$1,755.25	\$2,004.40	\$1,717.07	\$1,749.67	\$1,898.28	\$1,433.57	\$1,882.93	\$1,370.80	\$2,000.00
AG PRODUCTS	\$2,365.18	\$2,711.59	\$2,851.38	\$2,065.84	\$3,047.77	\$2,482.39	\$2,136.77	\$2,123.95	\$1,912.91	\$1,519.80	\$2,500.00
GATES	\$32,935.25	\$31,942.84	\$38,980.47	\$32,353.60	\$28,236.70	\$28,065.78	\$28,618.22	\$26,964.55	\$36,189.87	\$34,836.26	\$37,000.00
ARENA/HOTEL TAX											
BND: PAVING											
BND: COMM. II											
BND: CULT EXHIBIT											
Bond Payment	\$356,866.12	\$357,221.06	\$350,921.40	\$341,528.21	\$336,435.47	\$325,922.58	\$314,584.96	\$71,523.65	\$393,861.53	\$284,540.62	\$277,610.00
BANK OF ND/Payment											
NSF's											
TOTAL EXPENSES	\$2,794,432.97	\$2,999,225.30	\$2,883,766.90	\$2,714,889.02	\$3,098,148.12	\$3,047,789.37	\$3,190,198.70	\$2,982,580.80	\$3,694,827.08	\$3,576,068.08	\$4,354,076.23

FAIR EXPENSE COMPARISONS AND BUDGET

FAIR EXPENSE COMPARISONS AND BUDGET

	1972	1973	1974	1975	1976	1977	1978	1979	1980	1981	1982	1983	1984	1985	1986	1987	1988	1989	1990	1991	1992	1993	1994	1995	1996	1997	1998	1999	2000	2001	2002	2003	2004	2005	2006	2007	2008	2009	2010	2011	2012	2013	2014	2015	2016	2017	2018	2019	2020	2021																																																																																																																																																																																																																																																																																																																																																																																																																																																																																																																																																																																																																																																																																															
EXPENSES	122,441.00	117,655.00	128,355.00	132,728.00	138,358.00	143,728.00	149,098.00	154,468.00	159,838.00	165,208.00	170,578.00	175,948.00	181,318.00	186,688.00	192,058.00	197,428.00	202,798.00	208,168.00	213,538.00	218,908.00	224,278.00	229,648.00	235,018.00	240,388.00	245,758.00	251,128.00	256,498.00	261,868.00	267,238.00	272,608.00	277,978.00	283,348.00	288,718.00	294,088.00	299,458.00	304,828.00	310,198.00	315,568.00	320,938.00	326,308.00	331,678.00	337,048.00	342,418.00	347,788.00	353,158.00	358,528.00	363,898.00	369,268.00	374,638.00	379,998.00	385,368.00	390,738.00	396,108.00	401,478.00	406,848.00	412,218.00	417,588.00	422,958.00	428,328.00	433,698.00	439,068.00	444,438.00	449,808.00	455,178.00	460,548.00	465,918.00	471,288.00	476,658.00	482,028.00	487,398.00	492,768.00	498,138.00	503,508.00	508,878.00	514,248.00	519,618.00	524,988.00	530,358.00	535,728.00	541,098.00	546,468.00	551,838.00	557,208.00	562,578.00	567,948.00	573,318.00	578,688.00	584,058.00	589,428.00	594,798.00	600,168.00	605,538.00	610,908.00	616,278.00	621,648.00	627,018.00	632,388.00	637,758.00	643,128.00	648,498.00	653,868.00	659,238.00	664,608.00	669,978.00	675,348.00	680,718.00	686,088.00	691,458.00	696,828.00	702,198.00	707,568.00	712,938.00	718,308.00	723,678.00	729,048.00	734,418.00	739,788.00	745,158.00	750,528.00	755,898.00	761,268.00	766,638.00	772,008.00	777,378.00	782,748.00	788,118.00	793,488.00	798,858.00	804,228.00	809,598.00	814,968.00	820,338.00	825,708.00	831,078.00	836,448.00	841,818.00	847,188.00	852,558.00	857,928.00	863,298.00	868,668.00	874,038.00	879,408.00	884,778.00	890,148.00	895,518.00	900,888.00	906,258.00	911,628.00	916,998.00	922,368.00	927,738.00	933,108.00	938,478.00	943,848.00	949,218.00	954,588.00	959,958.00	965,328.00	970,698.00	976,068.00	981,438.00	986,808.00	992,178.00	997,548.00	1,002,918.00	1,008,288.00	1,013,658.00	1,019,028.00	1,024,398.00	1,029,768.00	1,035,138.00	1,040,508.00	1,045,878.00	1,051,248.00	1,056,618.00	1,061,988.00	1,067,358.00	1,072,728.00	1,078,098.00	1,083,468.00	1,088,838.00	1,094,208.00	1,099,578.00	1,104,948.00	1,110,318.00	1,115,688.00	1,121,058.00	1,126,428.00	1,131,798.00	1,137,168.00	1,142,538.00	1,147,908.00	1,153,278.00	1,158,648.00	1,164,018.00	1,169,388.00	1,174,758.00	1,180,128.00	1,185,498.00	1,190,868.00	1,196,238.00	1,201,608.00	1,206,978.00	1,212,348.00	1,217,718.00	1,223,088.00	1,228,458.00	1,233,828.00	1,239,198.00	1,244,568.00	1,249,938.00	1,255,308.00	1,260,678.00	1,266,048.00	1,271,418.00	1,276,788.00	1,282,158.00	1,287,528.00	1,292,898.00	1,298,268.00	1,303,638.00	1,309,008.00	1,314,378.00	1,319,748.00	1,325,118.00	1,330,488.00	1,335,858.00	1,341,228.00	1,346,598.00	1,351,968.00	1,357,338.00	1,362,708.00	1,368,078.00	1,373,448.00	1,378,818.00	1,384,188.00	1,389,558.00	1,394,928.00	1,400,298.00	1,405,668.00	1,411,038.00	1,416,408.00	1,421,778.00	1,427,148.00	1,432,518.00	1,437,888.00	1,443,258.00	1,448,628.00	1,453,998.00	1,459,368.00	1,464,738.00	1,470,108.00	1,475,478.00	1,480,848.00	1,486,218.00	1,491,588.00	1,496,958.00	1,502,328.00	1,507,698.00	1,513,068.00	1,518,438.00	1,523,808.00	1,529,178.00	1,534,548.00	1,539,918.00	1,545,288.00	1,550,658.00	1,556,028.00	1,561,398.00	1,566,768.00	1,572,138.00	1,577,508.00	1,582,878.00	1,588,248.00	1,593,618.00	1,598,988.00	1,604,358.00	1,609,728.00	1,615,098.00	1,620,468.00	1,625,838.00	1,631,208.00	1,636,578.00	1,641,948.00	1,647,318.00	1,652,688.00	1,658,058.00	1,663,428.00	1,668,798.00	1,674,168.00	1,679,538.00	1,684,908.00	1,690,278.00	1,695,648.00	1,701,018.00	1,706,388.00	1,711,758.00	1,717,128.00	1,722,498.00	1,727,868.00	1,733,238.00	1,738,608.00	1,743,978.00	1,749,348.00	1,754,718.00	1,760,088.00	1,765,458.00	1,770,828.00	1,776,198.00	1,781,568.00	1,786,938.00	1,792,308.00	1,797,678.00	1,803,048.00	1,808,418.00	1,813,788.00	1,819,158.00	1,824,528.00	1,829,898.00	1,835,268.00	1,840,638.00	1,846,008.00	1,851,378.00	1,856,748.00	1,862,118.00	1,867,488.00	1,872,858.00	1,878,228.00	1,883,598.00	1,888,968.00	1,894,338.00	1,899,708.00	1,905,078.00	1,910,448.00	1,915,818.00	1,921,188.00	1,926,558.00	1,931,928.00	1,937,298.00	1,942,668.00	1,948,038.00	1,953,408.00	1,958,778.00	1,964,148.00	1,969,518.00	1,974,888.00	1,980,258.00	1,985,628.00	1,990,998.00	1,996,368.00	2,001,738.00	2,007,108.00	2,012,478.00	2,017,848.00	2,023,218.00	2,028,588.00	2,033,958.00	2,039,328.00	2,044,698.00	2,050,068.00	2,055,438.00	2,060,808.00	2,066,178.00	2,071,548.00	2,076,918.00	2,082,288.00	2,087,658.00	2,093,028.00	2,098,398.00	2,103,768.00	2,109,138.00	2,114,508.00	2,119,878.00	2,125,248.00	2,130,618.00	2,135,988.00	2,141,358.00	2,146,728.00	2,152,098.00	2,157,468.00	2,162,838.00	2,168,208.00	2,173,578.00	2,178,948.00	2,184,318.00	2,189,688.00	2,195,058.00	2,199,998.00	2,205,368.00	2,210,738.00	2,216,108.00	2,221,478.00	2,226,848.00	2,232,218.00	2,237,588.00	2,242,958.00	2,248,328.00	2,253,698.00	2,259,068.00	2,264,438.00	2,269,808.00	2,275,178.00	2,280,548.00	2,285,918.00	2,291,288.00	2,296,658.00	2,302,028.00	2,307,398.00	2,312,768.00	2,318,138.00	2,323,508.00	2,328,878.00	2,334,248.00	2,339,618.00	2,344,988.00	2,350,358.00	2,355,728.00	2,361,098.00	2,366,468.00	2,371,838.00	2,377,208.00	2,382,578.00	2,387,948.00	2,393,318.00	2,398,688.00	2,404,058.00	2,409,428.00	2,414,798.00	2,420,168.00	2,425,538.00	2,430,908.00	2,436,278.00	2,441,648.00	2,447,018.00	2,452,388.00	2,457,758.00	2,463,128.00	2,468,498.00	2,473,868.00	2,479,238.00	2,484,608.00	2,489,978.00	2,495,348.00	2,500,718.00	2,506,088.00	2,511,458.00	2,516,828.00	2,522,198.00	2,527,568.00	2,532,938.00	2,538,308.00	2,543,678.00	2,549,048.00	2,554,418.00	2,559,788.00	2,565,158.00	2,570,528.00	2,575,898.00	2,581,268.00	2,586,638.00	2,592,008.00	2,597,378.00	2,602,748.00	2,608,118.00	2,613,488.00	2,618,858.00	2,624,228.00	2,629,598.00	2,634,968.00	2,640,338.00	2,645,708.00	2,651,078.00	2,656,448.00	2,661,818.00	2,667,188.00	2,672,558.00	2,677,928.00	2,683,298.00	2,688,668.00	2,694,038.00	2,699,408.00	2,704,778.00	2,710,148.00	2,715,518.00	2,720,888.00	2,726,258.00	2,731,628.00	2,736,998.00	2,742,368.00	2,747,738.00	2,753,108.00	2,758,478.00	2,763,848.00	2,769,218.00	2,774,588.00	2,779,958.00	2,785,328.00	2,790,698.00	2,796,068.00	2,801,438.00	2,806,808.00	2,812,178.00	2,817,548.00	2,822,918.00	2,828,288.00	2,833,658.00	2,839,028.00	2,844,398.00	2,849,768.00	2,855,138.00	2,860,508.00	2,865,878.00	2,871,248.00	2,876,618.00	2,881,988.00	2,887,358.00	2,892,728.00	2,898,098.00	2,903,468.00	2,908,838.00	2,914,208.00	2,919,578.00	2,924,948.00	2,930,318.00	2,935,688.00	2,941,058.00	2,946,428.00	2,951,798.00	2,957,168.00	2,962,538.00	2,967,908.00	2,973,278.00	2,978,648.00	2,984,018.00	2,989,388.00	2,994,758.00	3,000,128.00	3,005,498.00	3,010,868.00	3,016,238.00	3,021,608.00	3,026,978.00	3,032,348.00	3,037,718.00	3,043,088.00	3,048,458.00	3,053,828.00	3,059,198.00	3,064,568.00	3,069,938.00	3,075,308.00	3,080,678.00	3,086,048.00	3,091,418.00	3,096,788.00	3,102,158.00	3,107,528.00	3,112,898.00	3,118,268.00	3,123,638.00	3,129,008.00	3,134,378.00	3,139,748.00	3,145,118.00	3,150,488.00	3,155,858.00	3,161,228.00	3,166,598.00	3,171,968.00	3,177,338.00	3,182,708.00	3,188,078.00	3,193,448.00	3,198,818.00	3,204,188.00	3,209,558.00	3,214,928.00	3,220,298.00	3,225,668.00	3,231,038.00	3,236,408.00	3,241,778.00	3,247,148.00	3,252,518.00	3,257,888.00	3,263,258.00	3,268,628.00	3,273,998.00	3,279,368.00	3,284,738.00	3,290,108.00	3,295,478.00	3,300,848.00	3,306,218.00	3,311,588.00	3,316,958.00	3,322,328.00	3,327,698.00	3,333,068.00	3,338,438.00	3,343,808.00	3,349,178.00	3,354,548.00	3,359,918.00	3,365,288.00	3,370,658.00	3,376,028.00	3,381,398.00	3,386,768.00	3,392,138.00	3,397,508.00	3,402,878.00	3,408,248.00	3,413,618.00	3,418,988.00	3,424,358.00	3,429,728.00	3,435,098.00	3,440,468.00	3,445,838.00	3,451,208.00	3,456,578.00	3,461,948.00	3,467,318.00	3,472,688.00	3,478,058.00	3,483,428.00	3,488,798.00	3,494,168.00	3,499,538.00	3,504,908.00	3,510,278.00	3,515,648.00	3,521,018.00	3,526,388.00	3,531,758.00	3,537,128.00	3,542,498.00	3,547,868.00	3,553,238.00	3,558,608.00	3,563,978.00	3,569,348.00	3,574,718.00	3,580,088.00	3,585,458.00	3,590,828.00	3,596,198.00	3,601,568.00	3,606,938.00	3,612,308.00	3,617,678.00	3,623,048.00	3,628,418.00	3,633,788.00	3,639,158.00	3,644,528.00	3,649,898.00	3,655,268.00	3,660,638.00	3,666,008.00	3,671,378.00	3,676,748.00	3,682,118.00	3,687,488.00	3,692,858.00	3,698,228.00	3,703,598.00	3,708,968.00	3,714,338.00	3,719,708.00	3,725,078.00	3,730,448.00	3,735,818.00	3,741,188.00	3,746,558.00	3,751,928.00	3,757,298.00	3,762,668.00	3,768,038.00	3,773,408.00	3,778,778.00	3,784,148.00	3,789,518.00	3,794,888.00	3,800,258.00	3,805,628.00	3,810,998.00	3,816,368.00	3,821,738.00	3,827,108.00	3,832,478.00	3,837,848.00	3,843,218.00	3,848,588.00	3,853,958.00	3,859,328.00	3,864,698.00	3,870,068.00	3,875,438.00	3,880,808.00	3,886,178.00	3,891,548.00	3,896,918.00	3,902,288.00	3,907,658.00	3,913,028.00	3,918,398.00	3,923,768.00	3,929,138.00	3,934,508.00	3,939,878.00	3,945,248.00	3,950,618.00	3,955,988.00	3,961,358.00	3,966,728.00	3,972,098.00	3,977,468.00	3,

ARENA REVENUE COMPARISONS AND BUDGET

	1995	1996	1997	1998	1999	2000	2001	2002	2003	2004	BUDGET 2005	RECEIPTS
Cash Forward												Cash Forward
Facility Fee	\$25,485.88	\$26,875.50	\$25,844.89	\$25,480.00	\$23,468.50	\$20,314.75	\$30,248.75	\$18,841.50	\$15,068.50	\$12,583.25	\$11,750.00	Facility Fee
City/Maintenance	\$80,000.00	\$80,000.00	\$80,000.00	\$80,000.00	\$80,000.00	\$80,000.00	\$80,000.00	\$80,000.00	\$80,000.00	\$80,000.00	\$80,000.00	City/Maintenance
Ice Contracts	\$44,829.49	\$49,039.80	\$50,910.36	\$50,910.36	\$50,910.36	\$50,910.36	\$50,910.36	\$50,910.36	\$50,910.36	\$50,910.36	\$50,910.36	Ice Contracts
Open Skating	\$11,858.35	\$11,858.35	\$11,858.35	\$11,858.35	\$11,858.35	\$11,858.35	\$11,858.35	\$11,858.35	\$11,858.35	\$11,858.35	\$11,858.35	Open Skating
Building Rental	\$132,608.65	\$132,608.65	\$132,608.65	\$132,608.65	\$132,608.65	\$132,608.65	\$132,608.65	\$132,608.65	\$132,608.65	\$132,608.65	\$132,608.65	Building Rental
Hockey Boosters	\$71,995.00	\$71,995.00	\$71,995.00	\$71,995.00	\$71,995.00	\$71,995.00	\$71,995.00	\$71,995.00	\$71,995.00	\$71,995.00	\$71,995.00	Hockey Boosters
Concessions	\$28,650.77	\$30,779.77	\$28,650.77	\$28,650.77	\$28,650.77	\$28,650.77	\$28,650.77	\$28,650.77	\$28,650.77	\$28,650.77	\$28,650.77	Concessions
Minor Hawks	\$0.00	\$0.00	\$0.00	\$0.00	\$0.00	\$0.00	\$0.00	\$0.00	\$0.00	\$0.00	\$0.00	Minor Hawks
M.C.F.S.C.	\$40,688.84	\$39,452.62	\$40,688.84	\$40,688.84	\$40,688.84	\$40,688.84	\$40,688.84	\$40,688.84	\$40,688.84	\$40,688.84	\$40,688.84	M.C.F.S.C.
Lessons	\$53,241.98	\$53,241.98	\$53,241.98	\$53,241.98	\$53,241.98	\$53,241.98	\$53,241.98	\$53,241.98	\$53,241.98	\$53,241.98	\$53,241.98	Lessons
Ice Show	\$18,708.80	\$35.00	\$0.00	\$0.00	\$0.00	\$0.00	\$0.00	\$0.00	\$0.00	\$0.00	\$0.00	Ice Show
Minor REC	\$0.00	\$0.00	\$0.00	\$0.00	\$0.00	\$0.00	\$0.00	\$0.00	\$0.00	\$0.00	\$0.00	Minor REC
High School	\$18,135.00	\$15,093.74	\$22,045.00	\$21,187.50	\$15,760.00	\$12,740.00	\$20,432.50	\$0.00	\$0.00	\$0.00	\$0.00	High School
Refunds	\$0.00	\$0.00	\$0.00	\$0.00	\$0.00	\$0.00	\$0.00	\$0.00	\$0.00	\$0.00	\$0.00	Refunds
Maintenance Savings	\$0.00	\$2,967.00	\$84.51	\$4,373.70	\$4,511.57	\$2,607.33	\$8,855.48	\$13,971.28	\$1,957.26	\$1,025.64	\$1,000.00	Maintenance Savings
Sponsorship	\$10,516.34	\$4,375.00	\$3,500.00	\$4,000.00	\$9,000.00	\$9,000.00	\$9,000.00	\$9,000.00	\$9,000.00	\$9,000.00	\$9,000.00	Sponsorship
Ice User Surcharge	\$11,000.00	\$14,000.00	\$14,000.00	\$14,000.00	\$8,000.00	\$8,000.00	\$8,000.00	\$8,000.00	\$8,000.00	\$8,000.00	\$8,000.00	Ice User Surcharge
State Fair/Maintenance	\$0.00	\$0.00	\$0.00	\$0.00	\$0.00	\$37,595.79	\$95,320.80	\$99,680.96	\$100,864.98	\$116,240.04	\$100,000.00	State Fair/Maintenance
TOTAL RECEIPTS	\$545,611.80	\$511,970.03	\$547,833.04	\$532,013.61	\$417,444.35	\$346,840.32	\$343,943.61	\$377,329.38	\$370,970.13	\$389,253.75	\$423,850.00	TOTAL RECEIPTS
Reserve Cash	\$80,700.00	\$89,767.08	\$4,315.00	\$80,000.00	\$85,400.00	\$40,000.00	\$60,500.00	\$65,500.00	\$60,000.00	\$108,929.75	\$43,350.00	Reserve Cash
TOTAL	\$626,311.80	\$601,737.09	\$552,148.04	\$612,013.61	\$502,844.35	\$386,840.32	\$404,443.61	\$442,829.38	\$430,970.13	\$498,183.50	\$467,200.00	TOTAL

ARENA EXPENSE COMPARISONS AND BUDGET

	1995	1996	1997	1998	1999	2000	2001	2002	2003	2004	BUDGET 2005	EXPENSES
Maintenance account	\$11,989.75	\$15,462.50	\$14,795.00	\$14,302.50	\$9,657.50	\$8,631.25	\$5,685.00	\$6,080.00	\$5,340.00	\$6,050.00	\$6,000.00	Maintenance account
Interest/Principle	\$0.00	\$0.00	\$0.00	\$0.00	\$0.00	\$0.00	\$0.00	\$0.00	\$0.00	\$0.00	\$0.00	Interest/Principle
Salaries	\$175,253.95	\$174,097.97	\$175,584.82	\$167,704.23	\$181,702.18	\$143,852.64	\$147,484.84	\$116,699.78	\$118,442.78	\$128,857.74	\$136,500.00	Salaries
Bd mgmt/Training	\$183.00	\$2,562.01	\$84.00	\$0.00	\$294.79	\$11.00	\$11.00	\$0.00	\$0.00	\$0.00	\$0.00	Bd mgmt/Training
Utilities	\$149,359.31	\$132,089.59	\$130,586.57	\$133,348.50	\$134,118.47	\$128,441.24	\$104,881.74	\$66,756.47	\$47,630.08	\$67,740.82	\$84,000.00	Utilities
Rent of Equipment	\$1,113.96	\$1,475.01	\$1,909.49	\$3,648.58	\$2,041.08	\$2,135.36	\$1,684.84	\$1,440.00	\$1,618.10	\$1,529.80	\$1,500.00	Rent of Equipment
Postage, UPS, Freight	\$3,282.03	\$503.56	\$3,875.63	\$2,925.99	\$3,839.33	\$1,480.30	\$2,984.74	\$1,186.52	\$1,289.87	\$1,913.09	\$1,900.00	Postage, UPS, Freight
Repair Equipment	\$7,054.74	\$5,894.13	\$5,148.97	\$6,977.68	\$5,291.86	\$1,998.29	\$939.97	\$424.21	\$1,892.36	\$2,500.00	\$2,500.00	Repair Equipment
Equipment Supplies	\$12,284.74	\$51,888.80	\$4,218.75	\$14,087.50	\$16,789.97	\$0.00	\$0.00	\$0.00	\$0.00	\$12,539.50	\$3,000.00	Equipment Supplies
Freon	\$94,315.31	\$104,169.83	\$111,405.70	\$15,051.62	\$69,632.96	\$59,084.19	\$22,833.98	\$84,694.28	\$77,286.05	\$145,423.29	\$74,500.00	Freon
Bldg. & Grounds Maintenance	\$15,042.99	\$8,237.88	\$8,679.38	\$7,964.34	\$8,679.38	\$8,093.84	\$6,481.50	\$10,848.54	\$10,187.34	\$11,945.48	\$13,000.00	Bldg. & Grounds Maintenance
Professional Fees	\$17,511.63	\$9,774.55	\$10,160.45	\$10,209.10	\$10,689.30	\$12,285.68	\$8,044.72	\$6,165.30	\$11,327.04	\$7,608.90	\$9,000.00	Professional Fees
Insurance, Dues, T & L	\$1,502.32	\$1,620.51	\$2,949.26	\$2,792.08	\$1,637.68	\$1,188.91	\$1,411.91	\$667.08	\$626.81	\$1,083.22	\$1,500.00	Insurance, Dues, T & L
Office Supplies	\$0.00	\$0.00	\$0.00	\$0.00	\$0.00	\$0.00	\$0.00	\$0.00	\$0.00	\$0.00	\$0.00	Office Supplies
Printing	\$3,661.18	\$5,452.43	\$3,157.81	\$2,433.37	\$2,684.17	\$2,267.65	\$1,685.55	\$493.58	\$341.54	\$487.26	\$700.00	Printing
Advertising/Promotions	\$14,041.68	\$0.00	\$0.00	\$0.00	\$0.00	\$0.00	\$0.00	\$0.00	\$0.00	\$0.00	\$0.00	Advertising/Promotions
Ice Show Expenses	\$204.00	\$0.00	\$0.00	\$0.00	\$0.00	\$0.00	\$0.00	\$0.00	\$0.00	\$0.00	\$0.00	Ice Show Expenses
Miscellaneous Supplies	\$0.00	\$0.00	\$0.00	\$0.00	\$25,000.00	\$5,000.00	\$0.00	\$0.00	\$0.00	\$0.00	\$0.00	Miscellaneous Supplies
Miscellaneous Expenses	\$0.00	\$0.00	\$0.00	\$0.00	\$0.00	\$0.00	\$0.00	\$0.00	\$0.00	\$0.00	\$0.00	Miscellaneous Expenses
Promotions	\$2,375.90	\$3,003.98	\$3,108.06	\$2,773.91	\$3,159.90	\$4,352.78	\$3,440.13	\$2,358.41	\$1,659.55	\$2,617.57	\$3,400.00	Promotions
Fuel & Oil	\$0.00	\$0.00	\$0.00	\$0.00	\$0.00	\$0.00	\$0.00	\$0.00	\$0.00	\$0.00	\$0.00	Fuel & Oil
Refunds	\$0.00	\$0.00	\$0.00	\$0.00	\$0.00	\$0.00	\$0.00	\$0.00	\$0.00	\$0.00	\$0.00	Refunds
New Equipment	\$48,006.03	\$8,764.00	\$3,363.61	\$0.00	\$0.00	\$0.00	\$0.00	\$0.00	\$0.00	\$4,603.00	\$8,000.00	New Equipment
Capital Improvement	\$18,710.08	\$3,858.00	\$0.00	\$7,000.00	\$7,000.00	\$7,000.00	\$7,000.00	\$7,000.00	\$7,000.00	\$7,000.00	\$7,000.00	Capital Improvement
Telephone	\$1,229.51	\$596.66	\$912.56	\$1,227.28	\$1,190.89	\$1,118.50	\$1,234.67	\$629.30	\$920.57	\$2,097.73	\$2,300.00	Telephone
Dues & Memberships	\$0.00	\$0.00	\$0.00	\$0.00	\$0.00	\$0.00	\$0.00	\$0.00	\$0.00	\$0.00	\$0.00	Dues & Memberships
Tax & Licenses	\$0.00	\$0.00	\$0.00	\$0.00	\$0.00	\$0.00	\$0.00	\$0.00	\$0.00	\$0.00	\$0.00	Tax & Licenses
Risk Supplies	\$0.00	\$0.00	\$0.00	\$0.00	\$0.00	\$0.00	\$0.00	\$0.00	\$0.00	\$0.00	\$0.00	Risk Supplies
NSF's	\$0.00	\$0.00	\$0.00	\$0.00	\$0.00	\$0.00	\$0.00	\$0.00	\$0.00	\$0.00	\$0.00	NSF's
Parking Lot/Ent Fund	\$0.00	\$0.00	\$0.00	\$0.00	\$0.00	\$0.00	\$0.00	\$0.00	\$0.00	\$0.00	\$0.00	Parking Lot/Ent Fund
Savings	\$20,000.00	\$0.00	\$11,515.00	\$30,000.00	\$0.00	\$0.00	\$0.00	\$0.00	\$0.00	\$0.00	\$0.00	Savings
TOTAL EXPENSES	\$987,499.11	\$529,709.39	\$492,016.16	\$522,406.68	\$462,927.98	\$386,841.84	\$316,054.37	\$308,381.45	\$284,330.13	\$403,687.28	\$387,200.00	TOTAL EXPENSES

[illegible]

	1983	1984	1985	1986	1987	1988	1989	1990	1991	1992	1993	1994	1995	1996	1997	1998	1999	2000	2001	2002	2003	2004	BUDGET 2005
EXPENSES																							
Administrative account																							
Administrative Expenses	\$45,341.26	\$51,334.18	\$61,170.47	\$17,285.82	\$61,950.27	\$20,950.47	\$32,970.10	\$10,000.00	\$4,000.00	\$12,431.55	\$16,602.56	\$15,402.56	\$15,608.75	\$15,608.75	\$15,402.56	\$14,202.56	\$9,457.50	\$10,831.25	\$3,882.00	\$5,800.00	\$5,548.00	\$6,650.00	
Salaries	1,000.00	1,000.00	1,000.00	1,000.00	1,000.00	1,000.00	1,000.00	1,000.00	1,000.00	1,000.00	1,000.00	1,000.00	1,000.00	1,000.00	1,000.00	1,000.00	1,000.00	1,000.00	1,000.00	1,000.00	1,000.00	1,000.00	
Travel	50.00	50.00	50.00	50.00	50.00	50.00	50.00	50.00	50.00	50.00	50.00	50.00	50.00	50.00	50.00	50.00	50.00	50.00	50.00	50.00	50.00	50.00	
Telephone	100.00	100.00	100.00	100.00	100.00	100.00	100.00	100.00	100.00	100.00	100.00	100.00	100.00	100.00	100.00	100.00	100.00	100.00	100.00	100.00	100.00	100.00	
Postage	20.00	20.00	20.00	20.00	20.00	20.00	20.00	20.00	20.00	20.00	20.00	20.00	20.00	20.00	20.00	20.00	20.00	20.00	20.00	20.00	20.00	20.00	
Supplies	100.00	100.00	100.00	100.00	100.00	100.00	100.00	100.00	100.00	100.00	100.00	100.00	100.00	100.00	100.00	100.00	100.00	100.00	100.00	100.00	100.00	100.00	
Contractual	100.00	100.00	100.00	100.00	100.00	100.00	100.00	100.00	100.00	100.00	100.00	100.00	100.00	100.00	100.00	100.00	100.00	100.00	100.00	100.00	100.00	100.00	
Insurance	100.00	100.00	100.00	100.00	100.00	100.00	100.00	100.00	100.00	100.00	100.00	100.00	100.00	100.00	100.00	100.00	100.00	100.00	100.00	100.00	100.00	100.00	
Professional Fees	100.00	100.00	100.00	100.00	100.00	100.00	100.00	100.00	100.00	100.00	100.00	100.00	100.00	100.00	100.00	100.00	100.00	100.00	100.00	100.00	100.00	100.00	
Interest	100.00	100.00	100.00	100.00	100.00	100.00	100.00	100.00	100.00	100.00	100.00	100.00	100.00	100.00	100.00	100.00	100.00	100.00	100.00	100.00	100.00	100.00	
Depreciation	100.00	100.00	100.00	100.00	100.00	100.00	100.00	100.00	100.00	100.00	100.00	100.00	100.00	100.00	100.00	100.00	100.00	100.00	100.00	100.00	100.00	100.00	
Other	100.00	100.00	100.00	100.00	100.00	100.00	100.00	100.00	100.00	100.00	100.00	100.00	100.00	100.00	100.00	100.00	100.00	100.00	100.00	100.00	100.00	100.00	
Program Expenses																							
Program Expenses	\$1,000.00	\$1,000.00	\$1,000.00	\$1,000.00	\$1,000.00	\$1,000.00	\$1,000.00	\$1,000.00	\$1,000.00	\$1,000.00	\$1,000.00	\$1,000.00	\$1,000.00	\$1,000.00	\$1,000.00	\$1,000.00	\$1,000.00	\$1,000.00	\$1,000.00	\$1,000.00	\$1,000.00	\$1,000.00	
Salaries	1,000.00	1,000.00	1,000.00	1,000.00	1,000.00	1,000.00	1,000.00	1,000.00	1,000.00	1,000.00	1,000.00	1,000.00	1,000.00	1,000.00	1,000.00	1,000.00	1,000.00	1,000.00	1,000.00	1,000.00	1,000.00	1,000.00	
Travel	50.00	50.00	50.00	50.00	50.00	50.00	50.00	50.00	50.00	50.00	50.00	50.00	50.00	50.00	50.00	50.00	50.00	50.00	50.00	50.00	50.00	50.00	
Telephone	100.00	100.00	100.00	100.00	100.00	100.00	100.00	100.00	100.00	100.00	100.00	100.00	100.00	100.00	100.00	100.00	100.00	100.00	100.00	100.00	100.00	100.00	
Postage	20.00	20.00	20.00	20.00	20.00	20.00	20.00	20.00	20.00	20.00	20.00	20.00	20.00	20.00	20.00	20.00	20.00	20.00	20.00	20.00	20.00	20.00	
Supplies	100.00	100.00	100.00	100.00	100.00	100.00	100.00	100.00	100.00	100.00	100.00	100.00	100.00	100.00	100.00	100.00	100.00	100.00	100.00	100.00	100.00	100.00	
Contractual	100.00	100.00	100.00	100.00	100.00	100.00	100.00	100.00	100.00	100.00	100.00	100.00	100.00	100.00	100.00	100.00	100.00	100.00	100.00	100.00	100.00	100.00	
Insurance	100.00	100.00	100.00	100.00	100.00	100.00	100.00	100.00	100.00	100.00	100.00	100.00	100.00	100.00	100.00	100.00	100.00	100.00	100.00	100.00	100.00	100.00	
Professional Fees	100.00	100.00	100.00	100.00	100.00	100.00	100.00	100.00	100.00	100.00	100.00	100.00	100.00	100.00	100.00	100.00	100.00	100.00	100.00	100.00	100.00	100.00	
Interest	100.00	100.00	100.00	100.00	100.00	100.00	100.00	100.00	100.00	100.00	100.00	100.00	100.00	100.00	100.00	100.00	100.00	100.00	100.00	100.00	100.00	100.00	
Depreciation	100.00	100.00	100.00	100.00	100.00	100.00	100.00	100.00	100.00	100.00	100.00	100.00	100.00	100.00	100.00	100.00	100.00	100.00	100.00	100.00	100.00	100.00	
Other	100.00	100.00	100.00	100.00	100.00	100.00	100.00	100.00	100.00	100.00	100.00	100.00	100.00	100.00	100.00	100.00	100.00	100.00	100.00	100.00	100.00	100.00	
Capital Expenses																							
Capital Expenses	\$1,000.00	\$1,000.00	\$1,000.00	\$1,000.00	\$1,000.00	\$1,000.00	\$1,000.00	\$1,000.00	\$1,000.00	\$1,000.00	\$1,000.00	\$1,000.00	\$1,000.00	\$1,000.00	\$1,000.00	\$1,000.00	\$1,000.00	\$1,000.00	\$1,000.00	\$1,000.00	\$1,000.00	\$1,000.00	
Salaries	1,000.00	1,000.00	1,000.00	1,000.00	1,000.00	1,000.00	1,000.00	1,000.00	1,000.00	1,000.00	1,000.00	1,000.00	1,000.00	1,000.00	1,000.00	1,000.00	1,000.00	1,000.00	1,000.00	1,000.00	1,000.00	1,000.00	
Travel	50.00	50.00	50.00	50.00	50.00	50.00	50.00	50.00	50.00	50.00	50.00	50.00	50.00	50.00	50.00	50.00	50.00	50.00	50.00	50.00	50.00	50.00	
Telephone	100.00	100.00	100.00	100.00	100.00	100.00	100.00	100.00	100.00	100.00	100.00	100.00	100.00	100.00	100.00	100.00	100.00	100.00	100.00	100.00	100.00	100.00	
Postage	20.00	20.00	20.00	20.00	20.00	20.00	20.00	20.00	20.00	20.00	20.00	20.00	20.00	20.00	20.00	20.00	20.00	20.00	20.00	20.00	20.00	20.00	
Supplies	100.00	100.00	100.00	100.00	100.00	100.00	100.00	100.00	100.00	100.00	100.00	100.00	100.00	100.00	100.00	100.00	100.00	100.00	100.00	100.00	100.00	100.00	
Contractual	100.00	100.00	100.00	100.00	100.00	100.00	100.00	100.00	100.00	100.00	100.00	100.00	100.00	100.00	100.00	100.00	100.00	100.00	100.00	100.00	100.00	100.00	
Insurance	100.00	100.00	100.00	100.00	100.00	100.00	100.00	100.00	100.00	100.00	100.00	100.00	100.00	100.00	100.00	100.00	100.00	100.00	100.00	100.00	100.00	100.00	
Professional Fees	100.00	100.00	100.00	100.00	100.00	100.00	100.00	100.00	100.00	100.00	100.00	100.00	100.00	100.00	100.00	100.00	100.00	100.00	100.00	100.00	100.00	100.00	
Interest	100.00	100.00	100.00	100.00	100.00	100.00	100.00	100.00	100.00	100.00	100.00	100.00	100.00	100.00	100.00	100.00	100.00	100.00	100.00	100.00	100.00	100.00	
Depreciation	100.00	100.00	100.00	100.00	100.00	100.00	100.00	100.00	100.00	100.00	100.00	100.00	100.00	100.00	100.00	100.00	100.00	100.00	100.00	100.00	100.00	100.00	
Other	100.00	100.00	100.00	100.00	100.00	100.00	100.00	100.00	100.00	100.00	100.00	100.00	100.00	100.00	100.00	100.00	100.00	100.00	100.00	100.00	100.00	100.00	
Grants and Donations																							
Grants and Donations	\$1,000.00	\$1,000.00	\$1,000.00	\$1,000.00	\$1,000.00	\$1,000.00	\$1,000.00	\$1,000.00	\$1,000.00	\$1,000.00	\$1,000.00	\$1,000.00	\$1,000.00	\$1,000.00	\$1,000.00	\$1,000.00	\$1,000.00	\$1,000.00	\$1,000.00	\$1,000.00	\$1,000.00	\$1,000.00	
Salaries	1,000.00	1,000.00	1,000.00	1,000.00	1,000.00	1,000.00	1,000.00	1,000.00	1,000.00	1,000.00	1,000.00	1,000.00	1,000.00	1,000.00	1,000.00	1,000.00	1,000.00	1,000.00	1,000.00	1,000.00	1,000.00	1,000.00	
Travel	50.00	50.00	50.00	50.00	50.00	50.00	50.00	50.00	50.00	50.00	50.00	50.00	50.00	50.00	50.00	50.00	50.00	50.00	50.00	50.00	50.00	50.00	
Telephone	100.00	100.00	100.00	100.00	100.00	100.00	100.00	100.00	100.00	100.00	100.00	100.00	100.00	100.00	100.00	100.00	100.00	100.00	100.00	100.00	100.00	100.00	
Postage	20.00	20.00	20.00	20.00	20.00	20.00	20.00	20.00	20.00	20.00	20.00	20.00	20.00	20.00	20.00	20.00	20.00	20.00	20.00	20.00	20.00	20.00	
Supplies	100.00	100.00	100.00	100.00	100.00	100.00	100.00	100.00	100.00	100.00	100.00	100.00	100.00	100.00	100.00	100.00	100.00	100.00	100.00	100.00	100.00	100.00	
Contractual	100.00	100.00	100.00	100.00	100.00	100.00	100.00	100.00	100.00	100.00	100.00	100.00	100.00	100.00	100.00	100.00	100.00	100.00	100.00	100.00	100.00	100.00	
Insurance	100.00	100.00	100.00	100.00	100.00	100.00	100.00	100.00	100.00	100.00	100.00	100.00	100.00	100.00	100.00	100.00	100.00	100.00	100.00	100.00	100.00	100.00	
Professional Fees	100.00	100.00	100.00	100.00	100.00	100.00	100.00	100.00	100.00	100.00	100.00	100											

MAJOR CAPITAL IMPROVEMENTS
Source of Revenue
(also includes State and Local support of facilities)

The ND State Fair was authorized by the 1965 State Legislature
with the 1st Fair held July 17-23 of 1966.

<u>YEAR</u>	<u>PROJECT</u>	<u>STATE FUNDS</u>	<u>LOCAL FUNDS</u>	<u>FAIR FUNDS</u>
1969	4-H & FFA BARN 1/4 Mile Race Track	\$25,000	\$20,000	
1971	Horse Barn		\$16,000	\$39,000
1975	Caretakers House All Seasons Arena	\$500,000	\$1,700,000	\$27,000
1976	FFA Building Horse Barn & Stalls Paving & Lighting Interest	\$250,000 \$200,000	\$94,000	\$200,000 \$28,713
1977	New Shop Kiddies Barn Interest		\$8,000	\$11,000 \$29,423
1978	Warehouse Expo Barn & Stalls & Wash Trailer Park Sewer/Water/Electric System 3/8 Mile Race Track Security Fencing Toilets Interest	\$500,000 \$40,000 \$60,000	\$1,700 \$30,000	\$3,000 \$25,000 \$75,000 \$27,000 \$23,779
1979	Grandstand Seats Jaycees Building New Sidewalks Interest		\$60,000	\$35,000 \$8,000 \$16,658
1980	Avenue of Flags Crops & Gardens Bldg Parking Lot - Land Interest		\$2,500	\$2,500 \$70,000 \$95,000 \$13,976

MAJOR CAPITAL IMPROVEMENTS
Source of Revenue
(also includes State and Local support of facilities)

The ND State Fair was authorized by the 1965 State Legislature
with the 1st Fair held July 17-23 of 1966.

<u>YEAR</u>	<u>PROJECT</u>	<u>STATE FUNDS</u>	<u>LOCAL FUNDS</u>	<u>FAIR FUNDS</u>
1981	Fencing			\$5,913
	Paving Around Barns			\$60,170
	Front Sign			\$5,980
	Sewer & Water Drains on Ind. Midway			\$4,125
	Parking Barriers & Signs			\$3,160
	Expanding Outdoor Horse Arena			\$1,000
	Interest			\$12,524
1982	Expanding Outdoor Horse Arena			\$1,000
	Landscape Machinery Area South of Com. Bldg.			\$3,000
	New Aluminum Seats for Grandstand Bleachers			\$40,000
	New Stalls for Goats & Sheep			\$7,500
	New Parking Lot Sign			\$6,250
	Fencing East Lot			\$4,000
	New Stage			\$49,000
	1st Phase of Electrical			\$6,440
	Renovation	\$110,600		
	Steel Post & Chain Fences Around Grounds			\$10,038
	Concrete Benches		\$650	
	Beer Garden Addition		\$6,500	\$8,868
	Electrical Service for Oil Show			\$1,400
	Construction Parking Lot N of Grounds			\$7,300
	Stage			\$48,658
	Pave Shuttle Bus Route			\$2,004
	Interest			\$11,847
1983	Stage Cover		\$7,800	\$15,800
	Electrical	\$39,400		\$38,614
	Comfort Station			\$73,022
	Signage			\$5,652
	Sheriff's Office			\$1,029
	Landscaping			\$1,094
	Livestock Pens			\$3,815
	Interest			\$10,007
1984	Parking Lot Landscaping			\$23,852
	Trees & Shrubs			\$1,999
	Signage			\$6,565
	Grandstand Gates & Entries			\$2,710
	Ticket Office Addition			\$4,194

MAJOR CAPITAL IMPROVEMENTS
Source of Revenue
(also includes State and Local support of facilities)

The ND State Fair was authorized by the 1965 State Legislature
with the 1st Fair held July 17-23 of 1966.

<u>YEAR</u>	<u>PROJECT</u>	<u>STATE FUNDS</u>	<u>LOCAL FUNDS</u>	<u>FAIR FUNDS</u>
1984 (cont)				
	Pave Front of Grandstand			\$8,800
	Curbs			\$2,970
	In-field Transformer			\$2,700
	Spotlight Stand			\$750
	Commercial Building II			\$473,324
	Comfort Station Architect			\$960
	Landscaping at Stage II, Remove Road			\$6,877
	Interest			\$18,601
1985	All Seasons Arena Companion Structure & Office under contract with interest payments pledged as of 1/8/85		\$1,486,418	\$433,658
	Landscape around Pond			\$590
	Paving Front Grandstand			\$5,325
	Remodel Picnic Area			\$4,459
1986	Signage			\$764
	Trees			\$1,080
	Waterline			\$8,678
	Beer Gardens			\$263,633
	Interest		\$25,950	\$44,338
	Paving West Arena		\$45,000	\$22,961
	Sewer Improvement		\$166,181	\$1,908
	Paving			\$13,775
	Beer Gardens Heating			\$24,611
	Beer Gardens Fencing			\$1,142
	Concessions Area Arena II		\$21,210	
	Land			\$70,000
	Arches			\$6,733
	East Parking Lot Paving			\$420
	Trees			\$320
	Interest		\$88,234	\$70,423
1987	Arches		\$35,000	\$23,673
	Paving by Arch		\$9,845	\$8,600
	Dairy Barn Lighting			\$1,041
	Morton Shop			\$9,357
	Stage III			\$4,800
	Interest		\$78,152	\$120,339

MAJOR CAPITAL IMPROVEMENTS
Source of Revenue
(also includes State and Local support of facilities)

The ND State Fair was authorized by the 1965 State Legislature
with the 1st Fair held July 17-23 of 1966.

<u>YEAR</u>	<u>PROJECT</u>	<u>STATE FUNDS</u>	<u>LOCAL FUNDS</u>	<u>FAIR FUNDS</u>
1988	Cultural Concessions Area		\$8,057	
	Cultural Building			
	Theater/Conference Room/			
	Kitchen/Equipment/Restrooms		\$1,594,660	\$1,377,706
	Parking Lot			
	Gym Dandy's Center	\$70,000		\$330,000
	Dressing Room			\$7,920
	Backstage Bathroom			\$1,884
	Free Stage			\$1,000
	Defaulted Pledges		(\$357,000)	\$357,000
	Pedestrian Control			\$3,937
	Restaurant I		\$60,119	
	Honeywell Air Cleaners			\$1,825
	Interest		\$65,595	\$86,831
1989	Carnival Bathroom			\$14,605
	Commercial III/Sidewalk			\$8,424
	Gate Change/Shuttle Route			\$10,055
	Dressing Rooms			\$2,701
	Pepsi Gate		\$15,000	\$1,569
	Restaurant II		\$106,045	
	Visibility Barrier Fence			\$3,135
	State Appropriation	\$201,027		(\$201,027)
	Interest		\$73,975	\$71,547
1990	Camping			\$5,176
	Comm II/Heating & Air			\$139,559
	Comm II Restaurant		\$86,706	
	Horse Barn			\$3,000
	Beer Gardens/Concrete			\$443
	Shuttle Route			\$1,849
	Coffee Room			\$495
	State Appropriation	\$210,000		(\$210,000)
	Interest		\$72,821	\$247,093

MAJOR CAPITAL IMPROVEMENTS
Source of Revenue
(also includes State and Local support of facilities)

The ND State Fair was authorized by the 1965 State Legislature
with the 1st Fair held July 17-23 of 1966.

<u>YEAR</u>	<u>PROJECT</u>	<u>STATE FUNDS</u>	<u>LOCAL FUNDS</u>	<u>FAIR FUNDS</u>
1991	Camping/Elec/Sewer		\$7,200	\$10,000
	Comm II/Heat, Air, Lights			\$5,727
	Horse Barn II/Liner			\$1,312
	Cultural Bldg/Arbitration			\$13,834
	Ticket Booths			\$3,179
	Ticket Office/Electric			\$545
	Handicap Access/Grandstand			\$3,597
	Land			\$5,000
	Surface Drainage/Culverts			\$1,400
	Arena I Retrofit		\$370,000	
	Interest			\$329,883
1992	Expo Barn Concrete		\$27,339	
	Fence			\$6,293
	Ticket Booths			\$3,810
	State Appropriations	\$210,000		(\$210,000)
	Interest			\$261,620
1993	Horse Barn Concrete		\$74,116	
	City/Arena Maintenance Repairs		\$30,000	
	State Appropriations	\$210,000		(\$210,000)
	Interest			\$239,414
1994	West Lot		\$225,645	\$27,626
	Barn Moving		\$119,350	
	Grandstand Restrooms			\$40,407
	County/Building & Grounds Repair		\$57,524	
	City/Arena Maintenance Repairs		\$80,000	
	Interest			\$303,850
1995	West Lot			\$19,550
	Moving Reader Board Sign			\$7,350
	East Lot	\$30,000	\$20,000	\$91,261
	City/Arena Maintenance Repairs		\$80,000	
	County/Building & Grounds Repair		\$67,818	
	State Appropriations	\$210,000		(\$210,000)
	Interest/Debt Service			\$186,333

MAJOR CAPITAL IMPROVEMENTS
Source of Revenue
(also includes State and Local support of facilities)

The ND State Fair was authorized by the 1965 State Legislature
with the 1st Fair held July 17-23 of 1966.

<u>YEAR</u>	<u>PROJECT</u>	<u>STATE FUNDS</u>	<u>LOCAL FUNDS</u>	<u>FAIR FUNDS</u>
1996	Midway Transformer			\$1,000
	Midway Parking			\$24,709
	Stage Roof			\$119,233
	Street Lights			\$5,500
	City/Arena Maintenance Repairs		\$80,000	
	County/Building & Grounds Repair		\$69,849	
	Interest			\$179,319
	Flickertail Concrete			\$4,358
	Game and Fish		\$103,000	
	Pond Fountain			\$2,324
	Sprinkler System			\$3,828
	City/Arena Maintenance Repairs		\$80,000	
	County/Building & Grounds Repair		\$68,870	
	State Appropriations	\$210,000		(\$210,000)
	Interest			\$171,886
1998	Flat Track - Drag Strip		\$290,344	
	County/Building & Grounds Repair		\$85,678	
	City/Arena Maintenance Repair		\$80,000	
	Arena I Restrooms			\$70,000
	Pond Fountain			\$674
	Grounds Keeper's Garage			\$11,008
	Grounds Keeper's House			\$5,230
	Interest			\$165,602
	Expansion		\$241,881	\$4,664
1999	New Asphalt			\$112,049
	Fence Relocation North of Fair			\$7,782
	North Road Relocation		\$50,000	\$12,500
	Pavilion Project			\$829
	Electrical for Machinery Row			\$15,487
	West Lot Camping Improvements			\$11,781
	East Lot Fence Remove/Replace			\$410
	Industrial Lot Gravel		\$51,000	
	Gate Repair/Install Barrier			\$835
	City/Arena Maintenance		\$80,000	
	County		\$91,605	
	City/Magic Place		\$6,916,560	
	State Appropriations	\$210,000		(\$210,000)
	Interest			\$156,184

MAJOR CAPITAL IMPROVEMENTS
Source of Revenue
(also includes State and Local support of facilities)

The ND State Fair was authorized by the 1965 State Legislature
with the 1st Fair held July 17-23 of 1966.

<u>YEAR</u>	<u>PROJECT</u>	<u>STATE FUNDS</u>	<u>LOCAL FUNDS</u>	<u>FAIR FUNDS</u>
2000	City/Magic Place/Renovation		\$1,445,519	
	City		\$57,566	
	Kiddie barn relocation/parking			\$16,683
	Porter land			\$6,000
	Porter land fencing			\$2,324
	State Fair Park			\$33,090
	West lot camping			\$9,119
	County		\$95,328	
	Interest			\$148,137
2001	Carnival lot relocation			\$93,892
	Super Cross Track		\$30,000	
	Super Cross Fence		\$15,000	
	Super Cross Water Point		\$6,000	
	State Appropriations	\$210,000		(\$210,000)
	City		\$95,320	
	County		\$180,140	
	Interest			\$138,066
2002	Asphalt			\$32,210
	Camping Electrical East Lot		\$15,030	
	Camping Electrical West Lot		\$10,104	
	Office Cupboards			\$1,942
	City		\$99,681	
	County		\$190,367	
	Interest			\$135,639
2003	Air Conditioned Jaycees			\$7,322
	Air Conditioned Commercial I			\$29,268
	City		\$100,965	
	County		\$195,615	
	East Lot Electrical Upgrade			\$9,271
	Gate Arches			\$32,498
	Midway Restrooms			\$154,621
	Office Cupboards and Desks			\$3,519
	State Appropriations	\$210,000		(\$210,000)
	Street Light (sand box)			\$1,284
	Interest			\$83,597

MAJOR CAPITAL IMPROVEMENTS
Source of Revenue
(also includes State and Local support of facilities)

The ND State Fair was authorized by the 1965 State Legislature
with the 1st Fair held July 17-23 of 1966.

<u>YEAR</u>	<u>PROJECT</u>	<u>STATE FUNDS</u>	<u>LOCAL FUNDS</u>	<u>FAIR FUNDS</u>
2004	Arena Hallway Flooring			\$59,249
	City		\$116,240	
	County		\$203,393	
	Independent Midway Renovation			\$31,412
	Office Cupboards and Desks			\$2,176
	Street Light			\$2,408
	West Lot Electrical Upgrade			\$6,200
	Interest			\$79,541
1966	Misc. Items Listed			\$835,291
TOTAL =		\$3,706,027	\$17,933,165	\$8,276,859

MAJOR IMPROVEMENTS: Non-specified improvements include the purchase of props, tables, chairs, display curtains, stock panels, tractors, vehicles, and other equipment, the remodeling of the plumbing of 3 bathrooms in the Arts & Crafts Building, the remodeling of the grandstand ticket office, the addition of a mens toilet in the Arts & Crafts Building, \$8,000 worth of hand dryers, new staging, sodding of boulevards, replanting of grass, remodeling of the beer gardens and 4-H building, ticket booths, installation of new gates, fences, dividers, the demolition of two horse barns, the old hog and sheep barn, two race barns, an old log barn, two houses and the old office. The construction of a show mobile stage, a new underground drainage system, dredging of the pond, construction of a horse arena, cattle tie outs, new parking lot roadway and lights, aluminum benches, aluminum picnic tables, more portable bleachers, reroofing of dairy barn, painting of domestic arts building, beef barn & dairy barn, new soffits on horse barn, miscellaneous fencing, remodeling pub's bar, diaper stations, painting grandstand, in all over \$835,291 worth of additional significant changes and improvements.

***Major improvements do not include general routine maintenance repairs, the purchase of consumable supplies, or replacement of equipment

Footnote: A small portion of the interest credited to the support of Fair funding from 1976-1984 could possibly be credited to local funds.

Also the interest is included each year, because the total of the project was entered when it was built.

**MONEY PAID TO STATE GOVERNMENT
BY AND BECAUSE OF STATE FAIR**

**2004 ESTIMATE REVENUE TO STATE
GOVERNMENT FOR 12 MONTHS
\$1,300,000**

Sales taxes collected by state tax department
Taxes paid by North Dakota businesses on sales made during State Fair
 Estimated to be more than three times that of out of staters
State income taxes paid on income earned at the Fair
 Wages, salaries, professionals and businesses
Wholesale cigarette license and taxes
Gaming license as required by state law
Carnival gaming fees paid by Murphy Brothers
State Worker's Compensation paid by Fair
State Worker's Compensation paid by others because of Fair business
Taxes on beer paid to state by wholesalers
Use tax
State Beer License
County Beer License
Fees to Brand Inspector
Electrical, plumbing and health inspections
Food stands Licenses
Gaming taxes
Unemployment Insurance
Trucking permits
Sales taxes because of tourism to and through North Dakota
 Gas taxes, etc. (Minot est. \$26M impact from Fair and other events hosted
 by the State Fair)
State income taxes paid by those providing services to Fair businesses

GOALS OF STATE FAIR / SERVICES PROVIDED

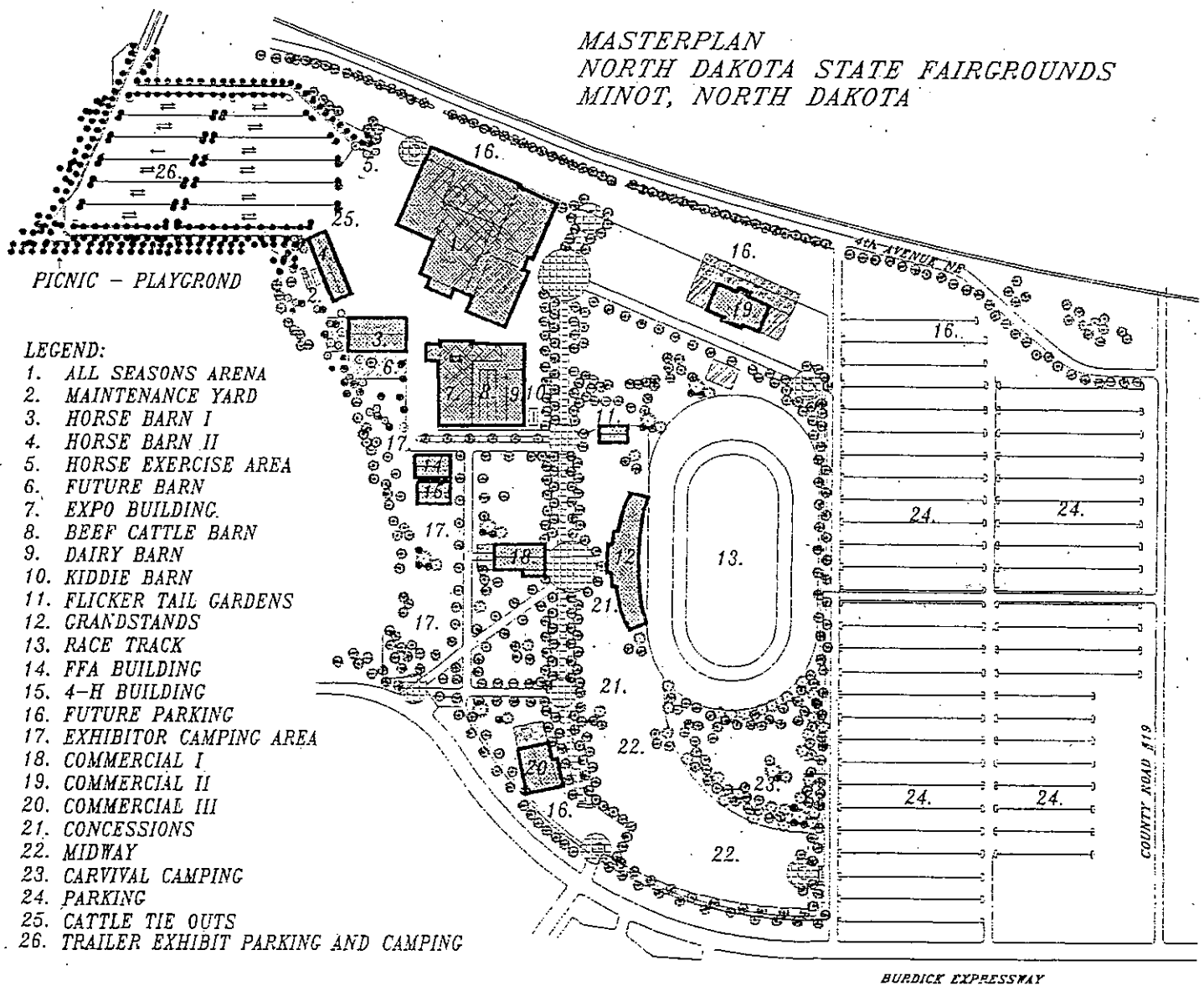
Agency mission and goals-

To provide opportunities for involvement, to provide incentive for 4-H, FFA & others to advance and learn by doing, to be the showcase of North Dakota, to present challenges and rewards, to promote North Dakota to utilize our assets to an economic advantage, to cooperate in a year round promotion of 4-H, FFA, agriculture and industrial enhancements, to generate revenues used to benefit State Fair participants. Fair continues to provide a setting of positive enrichments for families.

Services provided-

1. Provide year round incentives for our young leaders of tomorrow – 4-H'ers, FFA'ers, school children and young open class exhibitors.
2. To provide something for everyone (in terms of interest and involvement).
3. To be the showplace of North Dakota and promote our traditions, our quality of life, and our future.
4. The State Fair shall present challenges and rewards and shall select and recognize our best.
5. To provide entertainment that will attract viewers for our exhibitors (family orientated entertainment).
6. To promote our state.
7. To utilize our facilities for an economic advantage.

MASTERPLAN
NORTH DAKOTA STATE FAIRGROUNDS
MINOT, NORTH DAKOTA



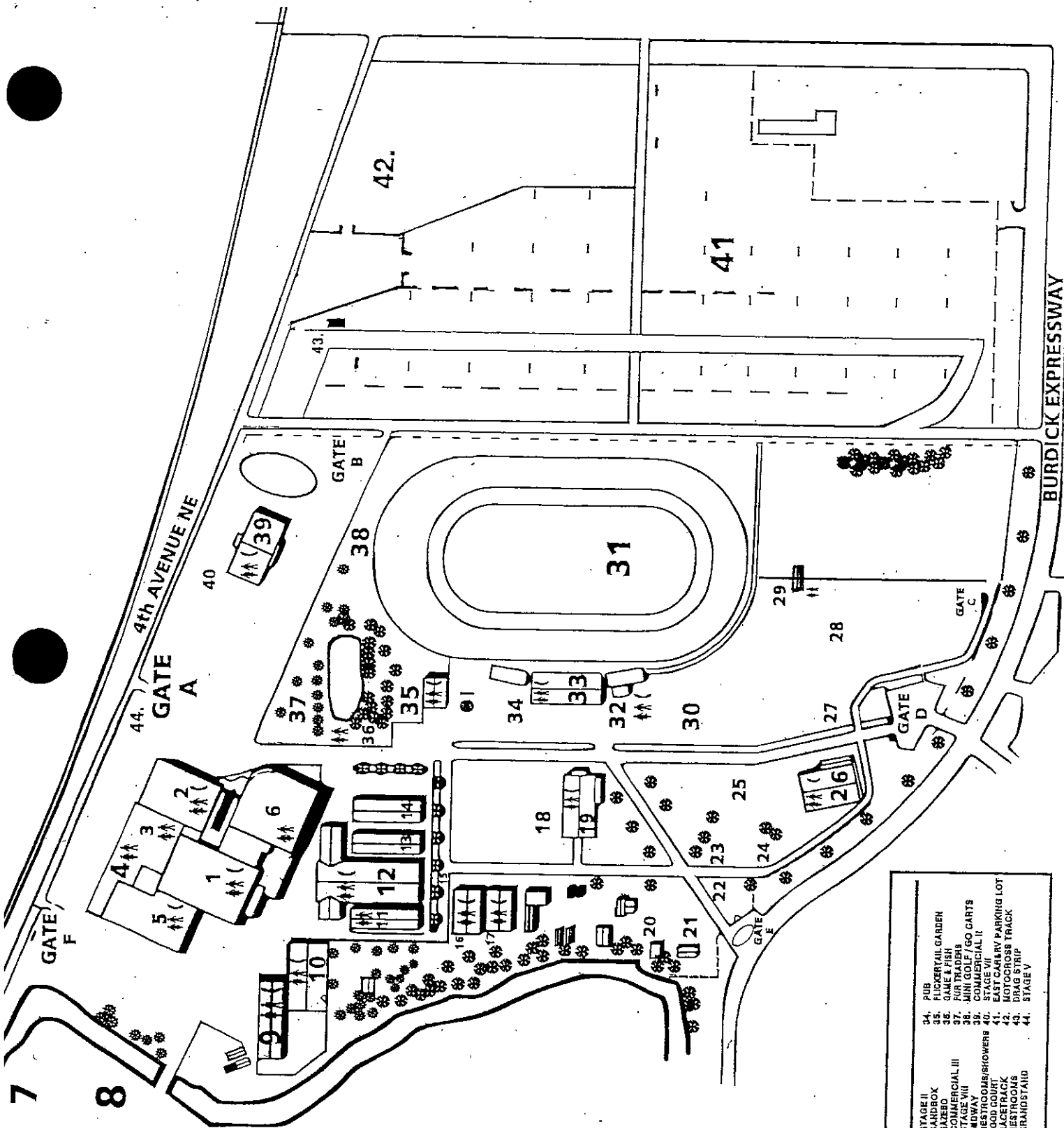
BOEFFEL TORNO NESTER DAVISON
ARCHITECTS

PROPOSED SOLUTION

FINAL ILLUSTRATION PLAN

NDSF-MPO

I-1



LEGEND:

1. ALL SEASONS ARENA	23. STAGE II	34. PUB
2. BEEF BARN	24. SANDBOX	35. FLICKERTAIL GARDEN
3. DAIRY BARN	25. CASINO	36. GAME & FISH
4. THEATER	26. STAGE III	37. FISH TRADER'S
5. HERITAGE HALL	27. STAGE IV	38. MINI GOLF / GO CARTS
6. MAGIC PLACE	28. STAGE V	39. COMMERCIAL II
7. WEST LOT RV PARKING	29. STAGE VI	40. EAST CAVILRY PARKING LOT
8. HORSE BARN I	30. STAGE VII	41. MOTORCROSS TRACK
9. HORSE BARN II	31. STAGE VIII	42. DRAG STRIP
10. HORSE BARN III	32. STAGE IX	43. GRANDSTAND
11. 4H BARN/HORSE BARN	33. STAGE X	44. STAGE V

BSB2009

NORTH DAKOTA STATE FAIR

BUDGET REQUEST & SPECIAL NEEDS

**PREPARED BY
JERRY IVERSON
MANAGER**

January 2005

TABLE OF CONTENTS

BUDGET REQUEST & SPECIAL NEEDS

A.	OVERVIEW/BUDGET OVERVIEW.....	1
B.	2005-2007 BUDGET REQUEST	1
C.	2004 BUDGET GRAPH	2
D.	PREMIUM/AWARDS.....	3
	1. AWARDS PAID - DEPARTMENT - YEAR	4
	2. ENTRY COMPARISON - DEPARTMENT - YEAR.....	5
	3. 4H & FFA ENTRIES BY COUNTY (2003).....	6
	4. EXHIBITS CHART.....	7
E.	CAPITAL IMPROVEMENT LOAN ASSISTANCE.....	8-9
F.	ASPHALT REPAIR	9
G.	GRANDSTAND.....	9
H.	NATURAL RESOURCE CENTER	10
I.	MAJOR CONCERNS.....	11
J.	SUMMARY.....	12

GENERAL OPERATIONS/OVERVIEW

State Fair continues to generate revenue for its day-to-day operations. As a service agency, State Fair hosts the State Championships for 4-H, FFA, and other departments with income from admissions and rents.

The North Dakota State Fair and the All Seasons Arena complex are funded through user fees except for State appropriations for:

1. Awards/premiums for competitive exhibitors
2. The assistance on loan for capital improvement (\$210,000/biennium)
3. Specially approved state capital improvement projects paid by the State of North Dakota
 - A. 1981 - \$150,000 Electrical project
 - B. 1978 - \$100,000 Sewer/electrical project
\$500,000 Expo Barn
 - C. 1976 - \$250,000 FFA Building
\$500,000 All Season's Arena
 - D. 1969 - \$25,000 Barn

State Fair and the All Seasons Arena have a combined budget of about \$8 million for the biennium.

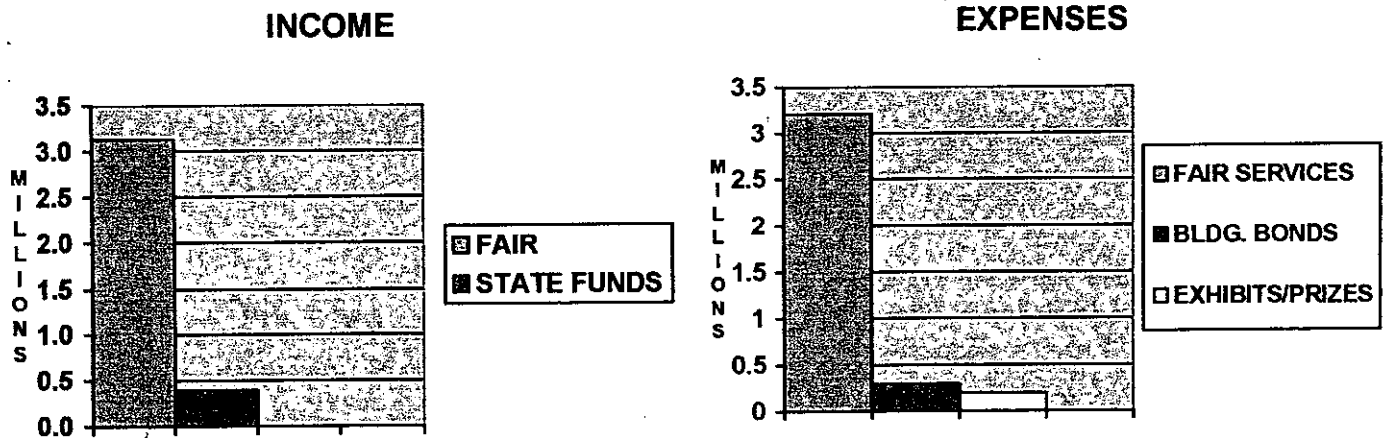
STATE FAIR GENERAL FUND BUDGET REQUEST

<u>ITEM</u>	<u>LAST BIENNIUM</u>	<u>THIS BIENNIUM</u>	<u>STATE FAIR NEEDS</u>
Premiums	\$352,924	\$371,750	\$425,000
Capital Improvement			
Loan Assistance	\$210,000	\$210,000	\$210,000
Asphalt Repair		-5th year request-	\$420,000
Grandstand		-Requested for 18 years-	\$6,750,000
Natural Resource Center		-Requested for 12 years-	\$565,000

IMMEDIATE GOAL

1. Secure premium and capital improvement bond assistance.
2. To repair the Fair's asphalt surface.
3. To keep the Fair's Grandstand and Natural Resource Center on the list of the State's projects for when or if dollars are available.

2004 STATE FAIR \$3M INCOME

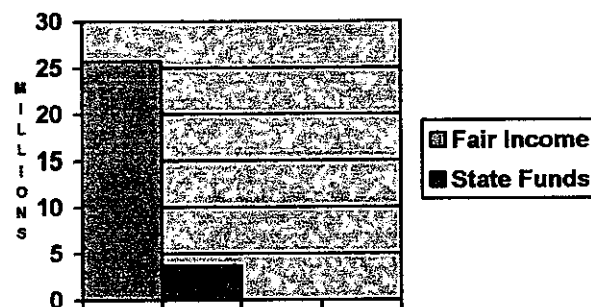


State Funds can only be used as designated for prizes and payments on our building loans. All other expenses are funded through user fees. Over \$1.1 M are generated annually by state and local governments because of State Fair and other events hosted by State Fair.

1965-2004 Summary \$29.3M

Fair's income: net revenues & \$25.7M donated by individuals, City of Minot, the County of Ward, and Support Organizations including work in progress.

BUILDING & GROUNDS IMPROVEMENTS



State Fair was founded in 1965

STATE FAIR BUDGET REQUEST FOR 2005-2007 BIENNIUM

1. Premium/Award Request - \$425,000

- A. State Fair cannot spend these dollars on any other project or program.
- B. With 46,098 entries at State Fair we have a track record that shows that we can expect an annual increase when awards are not reduced.
- C. The selection of State champions and the paying of awards at State Fair is an integral part of the 4-H and FFA programs. State Fair serves as a motivator for excellence. The money expended on state winners need not be apologized for; it's only fitting that the leaders of today and tomorrow who show at the State Fair be recognized. They shall provide the continuing tax base for the special needs of others.

D. Awards Overview-

The State's premium/awards appropriation in 1976 was \$5/entry and is to date, with our increase in entries, \$4.04/entry.

Unfortunately, inflation has taken over 50% of the value of the \$5/entry average appropriation away from the exhibitors as the cost of production and travel expenses have continued to grow.

State Fair's request for an awards appropriation is for the benefit of all exhibitors and NOT for the operational budget of State Fair.

The increase in awards appropriations was greatly appreciated. State Fair asks that favorable consideration be given to our request for more prize money. Better prizes have increased our annual entry numbers by 12,220 since 1996; the number of students participating has indeed been a great return on our State's investment.

PREMIUMS

	1988	1989	1990	1991	1992	1993	1994	1995	1996	1997	1998	1999	2000	2001	2002	2003	2004
Ag Products	\$1,213.00	\$1,207.77	\$1,174.80	\$1,342.57	\$1,401.17	\$966.77	\$1,144.80	\$1,143.01	\$1,098.89	\$1,066.04	\$1,071.09	\$941.47	\$968.19	\$1,027.06	\$817.06	\$940.28	\$699.87
Arts and Crafts	\$1,488.50	\$1,566.74	\$1,804.65	\$1,413.54	\$1,855.17	\$1,506.65	\$1,448.82	\$1,439.79	\$1,398.48	\$1,762.75	\$1,873.68	\$1,914.46	\$1,134.69	\$1,559.04	\$1,557.06	\$1,802.20	\$1,779.22
Beef	\$21,536.06	\$19,127.77	\$17,479.12	\$18,631.23	\$20,384.76	\$14,707.07	\$15,983.72	\$14,209.38	\$10,135.56	\$11,114.75	\$10,407.94	\$11,100.68	\$12,825.64	\$14,016.87	\$15,032.56	\$11,767.30	\$11,385.02
Culinary	\$1,942.60	\$1,919.00	\$1,931.00	\$1,817.35	\$1,824.11	\$1,573.45	\$1,616.07	\$1,649.70	\$1,347.46	\$1,760.60	\$1,826.47	\$2,080.81	\$1,450.90	\$1,293.01	\$1,282.00	\$1,349.09	\$1,524.96
Dairy	\$10,028.83	\$11,666.45	\$11,859.40	\$12,058.67	\$13,983.17	\$6,938.81	\$8,423.03	\$6,557.73	\$4,474.04	\$5,083.64	\$8,071.48	\$9,526.30	\$8,943.17	\$6,101.45	\$6,545.99	\$6,123.76	\$5,524.18
Education	\$2,533.94	\$2,565.06	\$2,433.19	\$2,265.69	\$2,217.52	\$1,759.96	\$1,530.62	\$2,127.10	\$2,236.48	\$3,072.69	\$2,691.50	\$2,923.83	\$2,960.62	\$3,179.24	\$3,034.92	\$3,151.22	\$3,149.20
Flowers	\$938.90	\$991.25	\$1,516.00	\$1,237.35	\$1,374.42	\$1,036.43	\$1,186.46	\$1,104.82	\$1,215.46	\$1,166.04	\$1,287.48	\$1,293.30	\$1,192.20	\$1,428.00	\$1,203.50	\$1,326.49	\$1,488.89
4-H	\$45,298.19	\$47,460.92	\$50,334.49	\$48,778.30	\$51,395.38	\$46,475.31	\$46,216.51	\$47,247.36	\$51,020.17	\$56,601.10	\$55,564.26	\$56,681.01	\$55,083.73	\$59,934.37	\$58,842.31	\$63,782.56	\$63,144.27
FFA	\$43,034.23	\$44,543.92	\$45,363.51	\$46,136.99	\$45,045.59	\$41,368.48	\$39,727.59	\$40,331.62	\$41,769.53	\$52,541.79	\$61,451.08	\$64,335.50	\$69,937.29	\$68,243.85	\$68,134.95	\$70,935.31	\$83,354.53
Goats/Llamas	\$330.00	\$170.98	\$141.00	\$627.63	\$1,130.73	\$907.31	\$1,200.31	\$1,067.32	\$1,241.16	\$1,272.12	\$1,280.12	\$1,457.20	\$1,132.96	\$1,339.85	\$1,165.83	\$1,206.71	\$1,614.82
Swine	\$2,628.69	\$1,498.44	\$1,374.00	\$31.63	\$1,648.23	\$1,974.55	\$1,989.27	\$1,486.59	\$1,698.50	\$1,624.95	\$1,911.54	\$3,188.30	\$2,346.71	\$8,375.07	\$3,811.24	\$4,929.16	\$6,328.70
Horses	\$12,247.90	\$13,061.58	\$13,737.35	\$15,177.94	\$16,288.80	\$11,156.75	\$9,620.25	\$11,414.35	\$9,521.38	\$13,008.42	\$10,258.85	\$10,733.49	\$15,176.39	\$14,497.82	\$12,823.88	\$13,650.84	\$12,206.67
Meat/Products	\$98.82	\$95.06	\$102.00	\$107.00	\$108.67	\$89.35			\$0.00	\$0.00	\$0.00	\$0.00	\$0.00	\$0.00	\$0.00	\$0.00	\$0.00
Needlework	\$2,438.25	\$2,682.44	\$2,161.00	\$2,142.36	\$2,227.46	\$1,905.01	\$1,690.45	\$1,710.59	\$1,622.97	\$2,117.10	\$2,080.66	\$1,920.32	\$1,573.90	\$1,744.01	\$1,597.58	\$1,483.82	\$1,566.50
Photography	\$671.00	\$646.53	\$791.75	\$907.51	\$834.14	\$471.94	\$608.37	\$599.56	\$666.88	\$652.72	\$558.62	\$472.30	\$514.46	\$629.80	\$423.83	\$679.78	\$892.25
Poultry	\$1,643.00	\$1,360.87	\$1,745.88	\$1,834.28	\$1,913.08	\$1,058.99	\$1,715.13	\$1,424.57	\$1,150.49	\$677.02	\$1,309.88	\$727.30	\$843.96	\$1,277.53	\$1,465.88	\$1,510.16	\$1,244.96
Rabbits	\$237.50	\$207.15	\$326.80	\$277.13	\$301.23	\$230.19	\$354.37	\$578.00	\$642.20	\$487.84	\$529.06	\$309.54	\$439.56	\$434.47	\$385.90	\$372.99	\$422.47
Sheep & Wool	\$10,305.22	\$11,047.33	\$11,101.08	\$12,679.68	\$13,537.63	\$11,871.20	\$11,386.79	\$10,622.86	\$11,072.22	\$10,202.19	\$9,719.60	\$10,373.68	\$11,339.13	\$9,869.73	\$7,684.58	\$8,165.96	\$8,590.64
Writing	\$1,740.00	\$1,289.82	\$1,605.00	\$1,750.00	\$1,750.00	\$1,408.55	\$1,638.73	\$1,594.08	\$1,524.69	\$1,488.09	\$1,433.61	\$1,444.16	\$1,450.73	\$1,219.21	\$1,066.81	\$1,071.93	\$1,133.41
Other		\$1,066.50	\$168.32														
Ribbons/Awards																	

\$160,335.63 \$164,175.58 \$167,170.34 \$169,216.85 \$179,218.26 \$147,496.77 \$147,381.29 \$146,288.43 \$143,836.56 \$165,747.65 \$173,326.92 \$180,424.65 \$189,324.23 \$196,170.38 \$186,875.88 \$194,251.56 \$206,048.56

ENTRIES


	1975	1976	1977	1978	1979	1980	1981	1982	1983	1984	1985	1986	1987	1988	1989	1990	1991	1992	1993	1994	1995	1996	1997	1998	1999	2000	2001	2002	2003	2004
Number of Beef	332	470	420	308	337	330	409	291	387	434	560	374	433	374	418	407	371	411	390	339	408	345	330	387	268	233	359	448	365	327
Entries	376	546	460	430	464	485	430	312	408	611	597	465	717	597	457	600	579	736	533	656	584	479	482	530	472	380	468	668	493	481
Number of Dairy	160	197	189	165	148	70	115	170	178	122	249	209	151	184	179	169	180	200	135	139	126	84	71	126	191	162	71	91	130	135
Entries	201	376	223	297	225	148	158	228	292	243	383	421	313	335	435	379	391	424	228	254	184	128	124	212	222	260	122	98	100	307
Number of Swine	127	105	Pseudo	107	95	114	118	90	107	106	86	70	90	78	90	47	disease	50	92	95	83	80	55	40	175	147	420	407	306	311
Entries	137	110	Rabies	110	185	114	122	126	111	108	108	118	90	90	123	56	disease	89	137	146	107	111	93	90	270	166	434	422	627	617
Number of Sheep	230	293	209	313	442	417	483	511	600	492	805	473	582	426	544	583	573	825	639	574	828	683	838	612	876	597	447	340	340	403
Entries	384	476	444	475	889	834	780	789	863	728	827	658	849	870	770	877	844	924	847	1030	772	1115	845	679	803	847	640	485	588	560
Number of Goats/Deers																														
Entries																														
Number of Poultry																														
Entries																														
Number of Rabbits																														
Entries																														
Number of Horses																														
Entries																														
Ag Products																														
Domestic Arts & Meats																														
Snackware & Snacks																														
Needlework																														
Flowers																														
Fine Arts																														
Photography																														
Number of FFA																														
Number of 4-H																														
School Entries																														
Writing Entries																														
Daily Sales-off &																														
Coffee Contest																														
Special Food Shows																														

10,428 11,970 13,164 14,372 15,822 19,849 22,090 22,025 23,388 24,248 25,402 28,538 31,744 32,841 34,035 38,041 35,201 34,248 33,443 35,400 33,898 35,568 36,851 38,106 40,805 40,987 42,039 44,124 48,098

4H & FFA Numbers by County 2004

	County	FFA Entries	4-H Entries
1	Adams	12	89
2	Barnes	0	267
3	Benson	121	253
4	Fort Berthold	0	8
5	Bottineau	631	155
6	Bowman	396	104
7	Burke	28	170
8	Burleigh	864	324
9	Cass	897	663
10	Cavalier	0	154
11	Dickey	0	162
12	Divide	212	83
13	Dunn	35	259
14	Eddy	0	127
15	Emmons	0	203
16	Foster	460	304
17	Golden Valley	0	0
18	Grand Forks	4	305
19	Grant	28	20
20	Griggs	0	88
21	Hettinger	27	100
22	Kidder	129	132
23	LaMoure	205	225
24	Logan	166	25
25	McHenry	1978	422
26	McIntosh	0	28
27	McKenzie	246	383
28	McLean	690	616
29	Mercer	1075	400
30	Morton	457	189
31	Mountrail	310	464
32	Nelson	0	211
33	Oliver	447	20
34	Pembina	0	365
35	Pierce	67	172
36	Ramsey	0	403
37	Ransom	102	111
38	Renville	70	242
39	Richland	4104	146
40	Rolette	105	142
41	Sargent	0	51
42	Sheridan	147	136
43	Sioux	0	0
44	Slope	0	13
45	Stark-Billings	174	358
46	Steele	0	32
47	Stutsman	315	551
48	Towner	0	134
49	Traill	0	122
50	Walsh	0	95
51	Ward	2206	1304
52	Wells	1124	351
53	Williams	100	538
	Total	17932	12219

EXHIBIT ENTRIES



2. Capital Improvement Loan Assistance - \$210,000

- A. On December 14, 1984, State Fair arranged to borrow \$1,569,420 from the Bank of North Dakota for an addition to the All Seasons Arena, to be used for State Fair's stock shows and as an events center.

This loan was secured with pledges:

City of Minot	\$ 466,717.58
Private Fund Drive	\$ 475,538.20
County of Ward	\$ 344,699.94
Fair	\$ 266,628.40
Project Funds	\$ 189,427.30
Hockey Boosters	<u>\$ 375,973.55</u>
	\$2,118,984.97

Term - 6% for five years

- B. A request from State Fair to North Dakota legislators for funding during the next Legislative Session for the Cultural Exhibit Building was denied. However, funding was provided by allowing the Fair to extend its five-year loan to 20 years, further allowing the pledge money to generate interest income until needed. The new loan for \$4,570,000 included the existing Arena addition, and a new Cultural Building.
- C. Several private pledges, most significantly the Hockey Boosters, failed to be completed. The City, County, Fair pledges and some of the private pledges were paid in full.
- D. In July of 1990, State Fair and its bonds council determined that refinancing would be necessary to cover the failed pledges.
- E. In January 1991, State Fair brought its concerns before the Governor's office while the Senate's Appropriations Committee held up its hearing on State Fair's budget. It was decided that the Fair's next step should be to ask the Bank of North Dakota to restructure its loan.
- F. In August of 1991, the Bank of North Dakota provided State Fair with a letter of credit enabling State Fair to bond for \$3.7 million. The Bank of North Dakota did not charge the Fair interest on its account while the details of this bond were being arranged. State Fair paid nearly \$1 million from cash on hand to the Bank of North Dakota to reduce the debt and signed a \$3.7 million bond. The Bank of North Dakota forgave the Fair the interim interest in return for \$1 million cash and \$3.7 million from the bond sale.
- G. State Fair faced \$1.2 million in additional debts as it covered the failed pledges from fair income.

- H. State Fair has since refinanced this bond issue two times to secure a better rate of interest. These two bond issues have not required a letter of credit.
- I. State Fair's ability to pay the \$547,274/biennium payment on the bond depends upon the continuation of the State's commitment to the continuation of a \$210,000/biennium appropriation.

5. **Asphalt Repair - \$420,000**

- A. The State Fair has spent in excess of \$863,762 plus interest on the hard surface the Fair's internal roadways and exhibit areas.
- B. State Fair has also spent \$403,000 on developing graveled parking areas west, north, and east.
- C. State Fair's cost to repair & asphalt surfaces within the fairgrounds since 1996 now totals \$405,085.
- D. Many of the paved surfaces on the fairgrounds are 30 years old.
- E. The Fair's asphalt surfaces need to be sealed to prevent further deterioration.

6. **Grandstand Request - \$6.7 million**

- A. State Fair has informed OMB and its State Legislators that the grandstand will some day need to be replaced. Our first request was issued in 1983.
- B. The grandstand is the hub of State Fair.
- C. The structure shows its age and is less than adequate in terms of service and size.
- D. State Fair's grandstand is in need of annual repairs as oxidation takes its toll on the metal decking. The Ward County Fair Board built this facility for the Northwest Agricultural Fair. It was not sized to meet the needs of a State Fair operation. The State of North Dakota bought this facility from the County of Ward along with the land and support facilities for \$1.00 in 1965.
- E. A new grandstand that would provide seating for 10 to 11,000 Fairgoers. Along with restrooms and concessions areas this facility will cost \$6.7 million.
- F. Additional handicap spaces and accessibility are becoming a major issue.

5. Natural Resources Center Request - \$565,000

- A. State Fair has begun to provide a setting similar to that used at other State Fairs where natural resources, tourism, game and fish, federal wildlife, parks and recreation, conservation programs and other such environmental issues such as recycling can be properly promoted.
- B. The area is being built around the pond along with a special exhibit area.
- C. Environmental issues and natural resources at our State Fair have not been given proper recognition. With the green earth movement in full swing, State Fair has been asked to provide an adequate promotional area for enhancing tourism and supporting North Dakota's resources.
- D. State Fair has sponsored a Fur Trader Rendezvous for the past 8 years, just north of the pond. These pioneer traditionalists provide a historic setting while doing educational demonstrations.
- E. The Flickertail area was reduced in size to make room for a cooperative venture with the North Dakota Game and Fish Department in the south side of the pond. Thousands of children are taught each day to fish during peak times at State Fair. Fishing skills are put to practice at the pond while young sportsmen spend time at the pellet gun & archery range.

MAJOR CONCERNS

1. To provide for our exhibitors in terms of facilities, services, and awards.
2. To provide for the Fairgoers in terms of safety, comfort, and good experiences.

Our major concerns can be further summarized by simply acknowledging that our costs of providing services continue to grow.

As the youngest State Fair we continue to play catch up. Other fairs across the nation have been building and preparing for the 2000's for over 100 years in terms of land, parking, and buildings. As we approach our 40th Fair, we feel good about what we are and how we look.

The 1992 Master plan re-emphasizes the needs we've already addressed, while indicating that what's been built fits and works.

We have included a sketch of what we hope your fairgrounds might some day look like as we prepare to meet the needs of our State Fair visitors.

State Fair is a bonafide service agency; we provide services to North Dakota's people.

State Fair is often seen as being nearly all State funded, even by some legislators. We believe State Government profits because of State Fair. I've been told that our \$1.3 million estimated return to State Government annually because of State Fair is low; unfortunately we have trouble proving more.

The OMB report does not include our income, sponsorship & grants. The State of North Dakota provides 7.5% of our revenue. Legislators and fair friends have been told that State Fair received a greater appropriation for awards for children than they asked for, because OMB only prints the governor's recommendation. I need your help to see that an accurate story is told.

I wish to invite each of you to attend the 2005 State Fair. I want you to see and experience first hand the good that we do. We are grateful for the support we've received. We understand that every state agency tells the appropriations committee a wonderful story. Maybe I don't do that well enough, so please come and see, talk to the families, feel our pride, ask us questions, demand good answers, and enjoy the Fair in 2005.

SUMMARY

Your North Dakota State Fair has surpassed all expectations in terms of what a North Dakota State Fair might be and what it means to the people of our State.

Thirty-nine years ago North Dakota leaders had visions that have come true. We are a first class showplace. We lure people to North Dakota and we help keep our young people excited about living in North Dakota.

For every dollar expended by State Government for capital improvements at this Fair, they've received a \$7.93 match. With your help we are paying off the remaining debt for capital improvements one Fair at a time.

Your State Fair has won thirty-seven awards from the International Association of Fairs & Expositions for its excellence in agricultural programs. Six awards were received for our 2004 fair as we competed against other fairs with less than 250,000 visitors. We most recently won the Silver Cup for having the best agricultural program of all fairs of all sizes.

State Fair takes great pride in these past 39 years. We believe that together we will continue to be a positive influence on the promotion of North Dakota and the motivation of its people.

Thanks,

Jerry Iverson

Same given to the Senate (1983009)

Mr. Chairman and Members of the Committee,

Good Morning, My name is Jerry Buckley. I am a Morton County 4-H member in Mandan and a member of the Mandan FFA Chapter. I have been a 4-H member for 9 years. My brother Jack and I have exhibited sheep and swine at the North Dakota State Fair for the past 12 years. This year we are expanding and have added a market steer to our show string. Even though, my mom did not get her way we are not showing a Hereford like she did when she exhibited at the fair many years ago.

Over the past 9 years I have invested at least \$1200 per year or over \$10,000 in market lambs and market hogs to exhibit at the State Fair and county fairs all over the state. Each year our family travels to at least 10 different fairs to exhibit our livestock. Over the 3 month period we put on over 2500 miles showing livestock. Exhibiting at a fair is our family "thing". We relish the competition and well as meeting new friends and renewing acquaintances from prior years.

Our family spends one week of our summer camping on the State Fair grounds for one week we have neighbors 4 feet apart from us on either side of our camper. Thank goodness we don't spend much time in our camper! We have great neighbors at our camp site. Each evening the moms take turns cooking for a whole crew of people. Last year we had lasagna, lamb brats, lamb roast, and Jamaican chicken, just to name a few things. Maybe some of you want to come and join us in 2005??

We appreciate the support the legislature has provided the North Dakota State Fair in the past and really would appreciate your continual support. I would ask that you will consider increasing the amount of the appropriation that you give the State Fair for

Premiums. As you have heard I do incur quite a few expenses while showing livestock every summer.

Lastly, we need the money so we can go buy gyros, deep fried cheese curds and foot long hot dogs on the midway while we are staying at the fair. No offense Jerry, but the price of food on the midway has not gotten any cheaper!!

Jerry Buckley
Mandan, ND
701.663.9113

House Appropriations Hearing: SB2009
State Fair Funding
Paige Haugland, State FFA Secretary

The state fair is undoubtedly one of the best weeks of the year for many North Dakotans such as myself. It's a week filled with concerts, midway food, Bozo the clown, games, machinery and RV exhibits, booths, livestock shows, and of course, its most recognizable component...the rides. For many, the highlight of their fair experience is the rides. They can give quite a jolt of excitement for many, and when those few minutes are over, it leaves you with memories of the adrenaline rush and hopefully, a smile.

The National FFA Organization is very similar to a fair ride. This ride is an opportunity for students to get on board and feel the adrenaline rush of giving a speech or the excitement of winning a prized ribbon or trophy after hours of hard work. This ride goes on for just a short time, teaching students life-long lessons, and in the end, leaving them with memories and smiles. It is a ride that is constantly being improved to offer all sorts of thrills and excitement to our members. A ride that is preparing over 450,000 FFA members to become the bright future of tomorrow.

The FFA offers many twists and turns that can be enjoyed to the fullest. Some of the twists and turns include: contests, conventions, and conferences, but one of the largest thrills that can be experienced is when FFA members realize their role in the State Fair. You see, our youth are on the "ride of their lives", working hard to have the success that comes along with competitions and shows. FFA members put numerous hours throughout the year into their Ag. mechanics projects, hogs, poultry, sheep, and cattle to name just a few. The rewards that are awarded to these dedicated individuals are priceless. To an adult, a ribbon can have very little meaning, but to a hard working young adult, a ribbon can be treasured forever.

Most people don't realize the importance of the fair to the youth. These FFA members are making a huge difference in the success of the fair and the success of our state. Consider this: the youth enter exhibits at the fair generating revenue as they "live and breathe" at the fair for several days. Their families, friends, and chapters come in to support them, creating profits for the fair and the city of Minot. The student doesn't come to the fair for a profit, but for the experience, but beyond the finances are the skills that these students are developing through this experience, which is preparing them to become leaders in our state.

Doing some quick calculations I've come up with a rough estimate on the yearly expenses that I incurred during my years of showing steers and heifers at the ND State Fair.

The following numbers are per head shown:

Animal- better than average	\$300 over market price
Feed-better to ensure high quality animal	\$150 over reg. feed price
Showing Equipment	\$ 20 depreciation per year
Showing Supplies	\$ 15
Clothes-special clothes needed	\$ 10
Gas-depending on length of travel	\$50 minimum
Food during NDSF	\$20 per day
Camping for NDSF	\$10 per day
Vehicle pass	\$20
Time-countless hours	????????

This proves that the youth of North Dakota do not exhibit their projects for a business, but rather the learning experience that comes along with it. They can create a name for themselves and gain a higher reputation for the livestock that is shown. They also get a chance to meet fellow youth who share the same passion for agriculture. By offering higher premiums, students can defray the expenses that they encounter. This reward can boost the interest of a first time showman, and help keep exhibit numbers up. Without an increase, exhibitor attendance will likely see a drop-off in the coming years. It also seems logical and profitable for the fair to increase the premiums, as it may entice more FFA members to exhibit livestock and projects. This increase in exhibitors translates to an increase in fair admission, concessions, entertainment, and other fair venues. The increase in overall fair profits will easily off-set the expense of premiums.

Therefore, I see this as a partnership of possibilities. It's a win/win situation. By raising premiums the state fair could in turn see profits. By raising premiums, the students would gain the experience of a lifetime. So, today I ask you to join us, over 4,400 North Dakota FFA members, on the ride of a lifetime by getting on board and supporting an increase in fair premiums.

Good morning Mr. Chairman { members of the committee

My name is Whitney Haux and I am from the Kindred FFA Chapter. This is my 10th year in 4-H and 4th year in FFA. My Supervised Agriculture Experience Program or, SAE, is Beef Production and Sheep Production. In my SAE I raise, sell, and show cattle and sheep. This is my 10th year showing cattle and 6th year showing sheep. I have shown cattle and sheep at the state fair for 4 years. Out of all the livestock shows my family and I go to during the year, we always make the state fair our family vacation. I appreciate the premiums that I get from showing my exhibits, because they help with the costs that are involved in showing livestock. I feel that raising livestock and being involved in FFA teaches responsibility and how agriculture effects us. By exhibiting at the state fair, FFA members share their knowledge of agriculture with others.

By having premiums at the state fair, it is one way FFA members are encouraged to participate and help share their knowledge of agriculture.

Hello I am Lucas Vangsness from the Kindred FFA chapter. I have shown hogs at the state fair for 3 years now and plan to show hogs and beef again this summer. I am in the process of raising my own show hogs this year and have three market steers also.

My involvement with livestock was influenced by my participation with the Kindred FFA chapter. Although we are from the east side of the state, Kindred makes a large contribution to the fair not only with the numerous livestock exhibits but also the many family units that come to support the exhibitors.

Showing livestock at the state fair has allowed me to make friends from around the state, learn from them and others to expand my showing proficiency, and has instilled in me a sense of competition that has influenced me to work harder in my proficiency areas and increase my level of competition and confidence and I have YOU to thank for this opportunity. Thank you and your support is greatly appreciated.

My name is Molly Brag and I'm from Kindred. I have been a member of the Kindred FFA chapter for three years and a member of the Cass county Sandburs 4-H club for nine years. I have been attending the state fair since I was 12. I show sheep and pigs and the premiums are an incentive for me to do my best. Because the premiums are an incentive to me and other people, I believe they make for a better quality livestock show and fair. By supporting FFA and 4-H you are supporting the future of North Dakota. The kids who are active in FFA and 4-H are learning about North Dakota's number one industry and will most likely stay in North Dakota.

Comments for State Fair hearing

VIII

Hello I am Daniel Aichele, the President of the Beulah FFA chapter. I would like to address this committee on behalf of my chapter and FFA members across the state. You may not realize it but the funding provided for state fair premiums ^{is} ~~are~~ greatly appreciated by hundreds of FFA members. Last year our chapter was represented in the ag. mechanics, horticulture, beef, swine, sheep, and educational divisions.

Students work extra hard on their projects in anticipation of a possible blue or even Grand Champion Ribbon. I know when my friends and I show up at the state fair after the exhibits have been judged we all search out our projects to see how they did. I can assure you that a lot of hard work went into most of those exhibits and receiving a few bucks along with a good looking project really provides a lot of satisfaction and makes the effort seem worthwhile. Kids even have the fair in mind while they are working on their projects. I know in my ^{that} ~~ad~~ ^{shop} ~~class~~ while building deck chairs or welding trailers there will be talk of fair time incentives. ^{definitely}

Without the money fewer kids would be willing to risk taking the projects they worked long and hard on up to the fair.

A lot of work goes into the show animals too. I have never actually shown an animal at the state fair but I know that the people who do, put a lot of care and work into their animals and the actual fair week is very stressful for them and the cash is definitely well earned.

But the value of this funding goes deeper than just cold cash. I know when I look back at the things that are most memorable about my fair projects I don't think of the cash, I think of the feeling of success I had while looking at my reserve champion park bench. It wasn't the cash that I remembered but it was the cash that gave me the incentive to put on that extra coat of polyurethane to make that bench really shine.

So as I conclude I would just like to thank you for funding in past years and encourage you to continue.

VI

January 19, 2005

TO: North Dakota State Fair Board
FR: Sam and Jackie Buckley Family

Jerry Buckley

Jackie Buckley

It has come to my attention that you have received information about the measuring docks on sheep. I have also heard that you have purchased the measuring device from Pipestone Vet Supply. This device measures the dock at a length of .7 of an inch. This length is longer than what is currently in the book and that is my point of contention is you will be using the device from Pipestone.

As a parent whose two children have invested at least \$2000/year for market lambs in the past 10 years (\$20,000) we as a family are very concerned on how we are going to be able to purchase lambs with a long enough dock and still be competitive in North Dakota and in surrounding states; South Dakota and Minnesota. In addition, we have spent a week at the ND State Fair for the past 12 years exhibiting market lambs and swine. There is no way that we can afford to buy lambs for specific fairs.

If you do decide to use this device in 2005 word needs to get to all producers of market lambs IMMEDIATELY. I know that there are lambs already on the ground. These lambs have probably already been docked and are probably docked to short. This may not even help us because producers from others states are not going to dock their lambs longer just because North Dakota passes this new rule. We are not a big enough market to warrant that management decision change.

Some important points I would like to share with you are:

- It is not the kid's fault that the docks are too short. Almost 100 percent of the market lambs are all purchased by 4-H and FFA members from market lamb producers at either consignment sales or private treaty. There are no youth in the state that raises their own market lambs.
- If you would have used this device in 2004; I know that at least 95% of the lambs in the barn would have failed to meet the standard length of measurement that this device suggests. What would you do if that happened and you had to send nearly 100% of those exhibitors home? Is that what your plans are; to disqualify the lambs and send them home?
- You are forcing 4-H/FFA members to only purchase lambs in North Dakota. **That is only if all of the North Dakota producers abide by this measurement device.** I don't know if we can get the South Dakota, Minnesota, Iowa and Nebraska breeders to go along with this.

- If the market lambs are all measured the breeding sheep need to be measured as well. There are breeding sheep in the barn that will not pass as well. You can not and should not single out one segment of the sheep exhibitors as you have in the past.
- **Let's worry about the removal of livestock that are a health issue before we remove animals that are docked to short!!**

I would hope that you would give us some time to implement this tail length and to work with and encourage the market lamb producers in surrounding states and North Dakota to consider making their docks longer. I know that we tried with the implementation of our docking rule in 1999 and it has not made a difference in dock length.

The ND 4-H Policy Board has met and someone will be measuring tails on lambs for 2005 ND State Fair 4-H Lamb Show. The plan as of now is to remark the device to .25 of an inch. We are only going to measure lambs because we would like to determine how many lambs are docked too short and if they are docked too short how many lambs would be disqualified from the show. **We will NOT be kicking any lambs out of the 4-H Show.**