



Presentation to Interim Higher Education Committee 10/13/10

Joshua Wynne, M.D., M.B.A., M.P.H.
Vice President for Health Affairs and Dean
UND School of Medicine and Health Sciences

Bruce Levi
Executive Director
North Dakota Medical Association

The demographics of current medical school students

Characteristics of Medical School Class of 2014

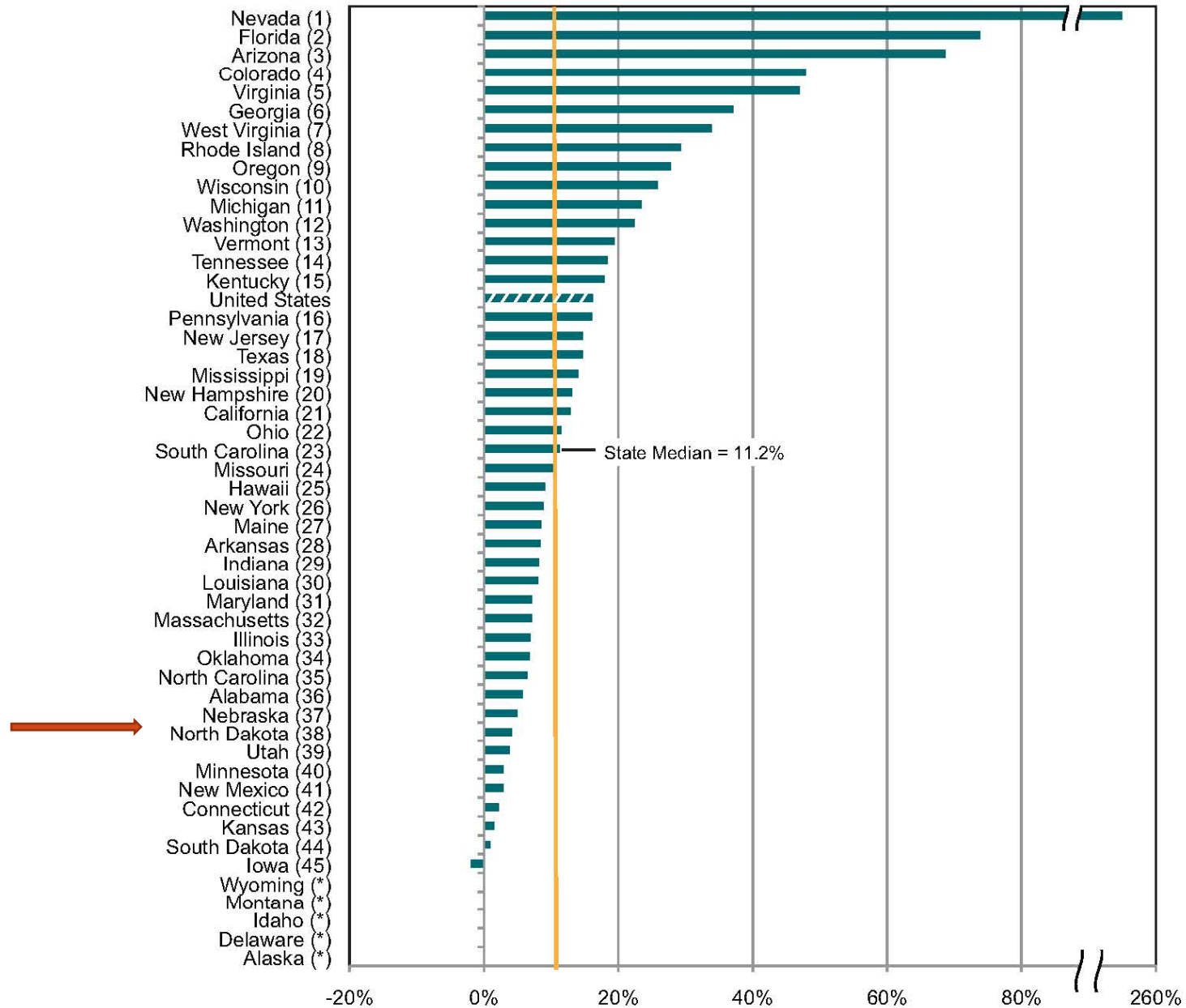
Characteristic	Value
Sex	Male 56% Female 44%
Age	Average = 24.8 years
Ethnic background	14% Native American (majority in INMED program)

State of Residence	Percent (number)
North Dakota	78% (46)
Minnesota	10% (6)
WICHE	12% (6 MT; 1 OK)
INMED	7 (1 ND; 1 MN; 1 AK; 1 AR; 1 AZ; 1 CA; 1 SD)

Source: UND SMHS Office of Student Affairs and Admissions



Figure 10. Percentage Change in Students Enrolled in Medical or Osteopathic Schools, 1999-2008



Source: AAMC State Physician Workforce Data Book, November, 2009



The number of medical school students that remain in the state, the number of residency openings, and options for increasing the number of residencies

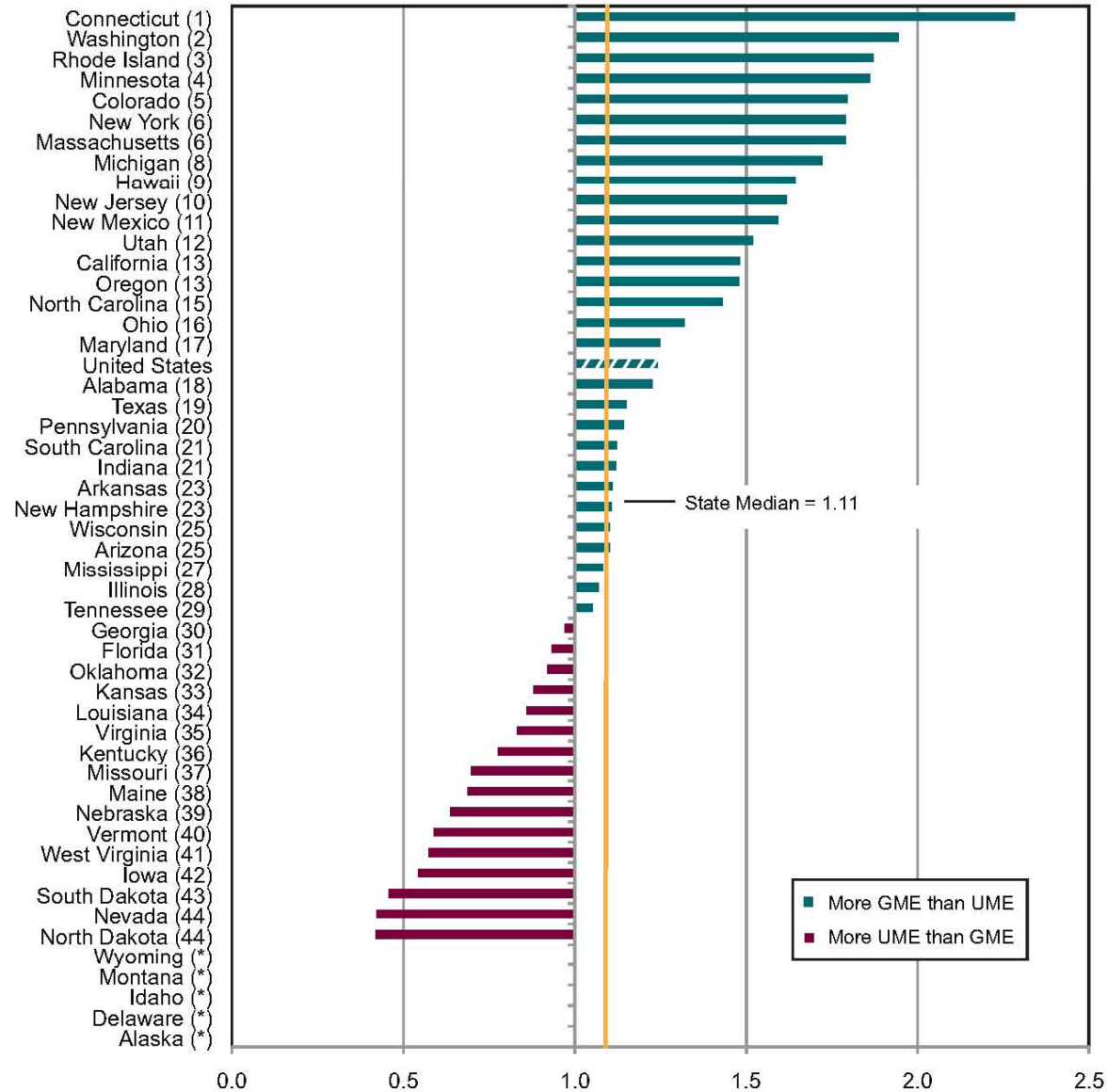
Characteristics of Medical Residents in North Dakota

Resident Characteristics	North Dakota	USA
Number of residents/100,000 population	17.8	35.7
Ratio of residents/medical students	0.42	1.11
Percent change in # of residents from 1999 to 2008	-3.4%	+12.6%

Source: AAMC State Physician Workforce Data Book, November, 2009



Figure 15. Ratio of Residents and Fellows (GME) to Medical and Osteopathic Students (UME), Academic Year 2007-2008



Source: AAMC State Physician Workforce Data Book, November, 2009



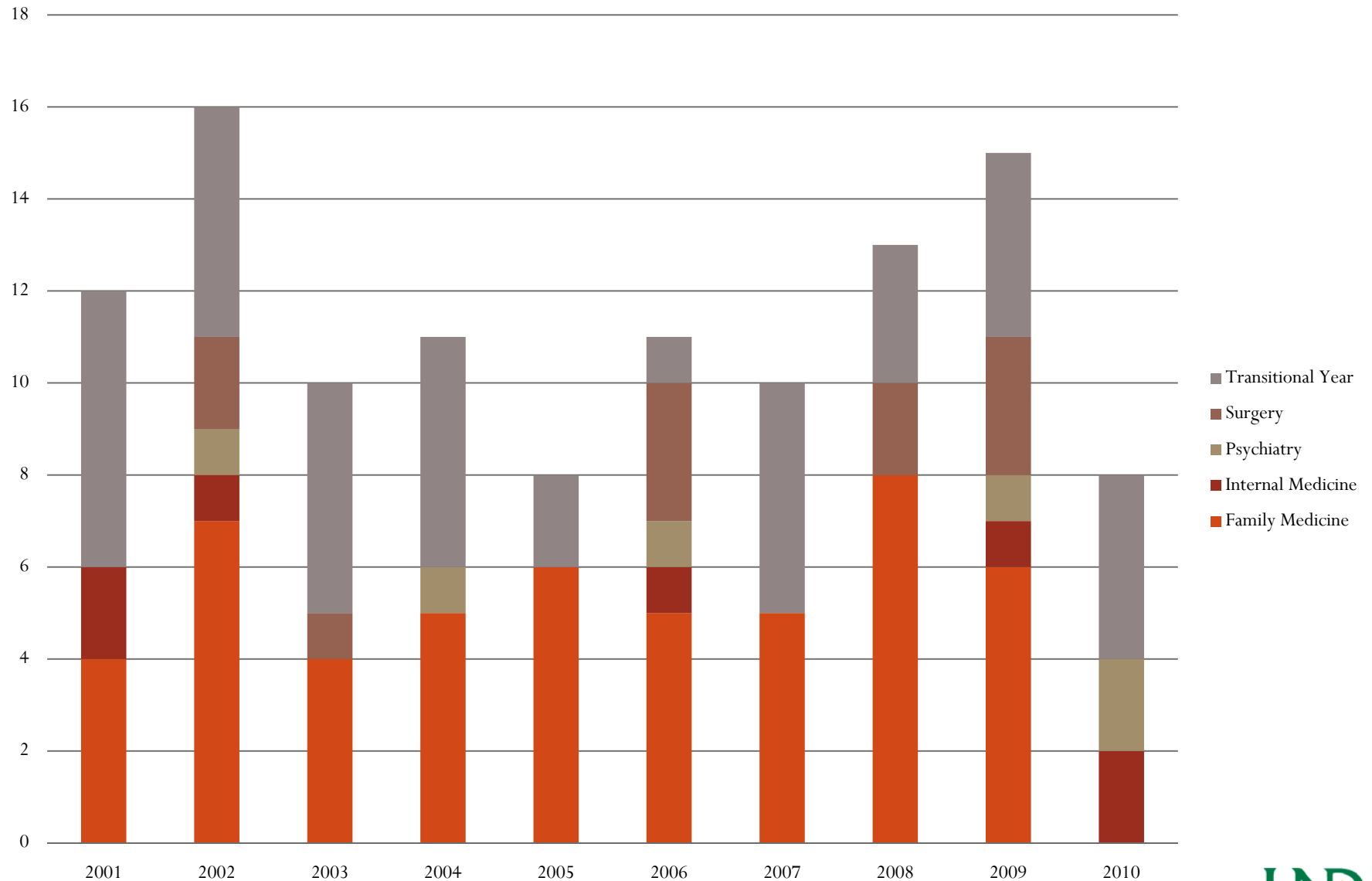
North Dakota First Year Residencies 2010

Discipline	Number	Percent Match from UND (average number) from 2001-2010
Family Medicine	17	29% (5.0)
Bismarck	5	34% (1.7)
Minot	6	12% (0.7)
Grand Forks	6	43% (2.6)
Surgery	5	20% (1.0)
Internal Medicine	8	8% (0.6)
Psychiatry	4	15% (0.6)
Transitional	8	50% (0.6)
Total of all residencies	44	26% (11.4)

Source: UND SMHS Office of Associate Dean for Graduate Medical Education



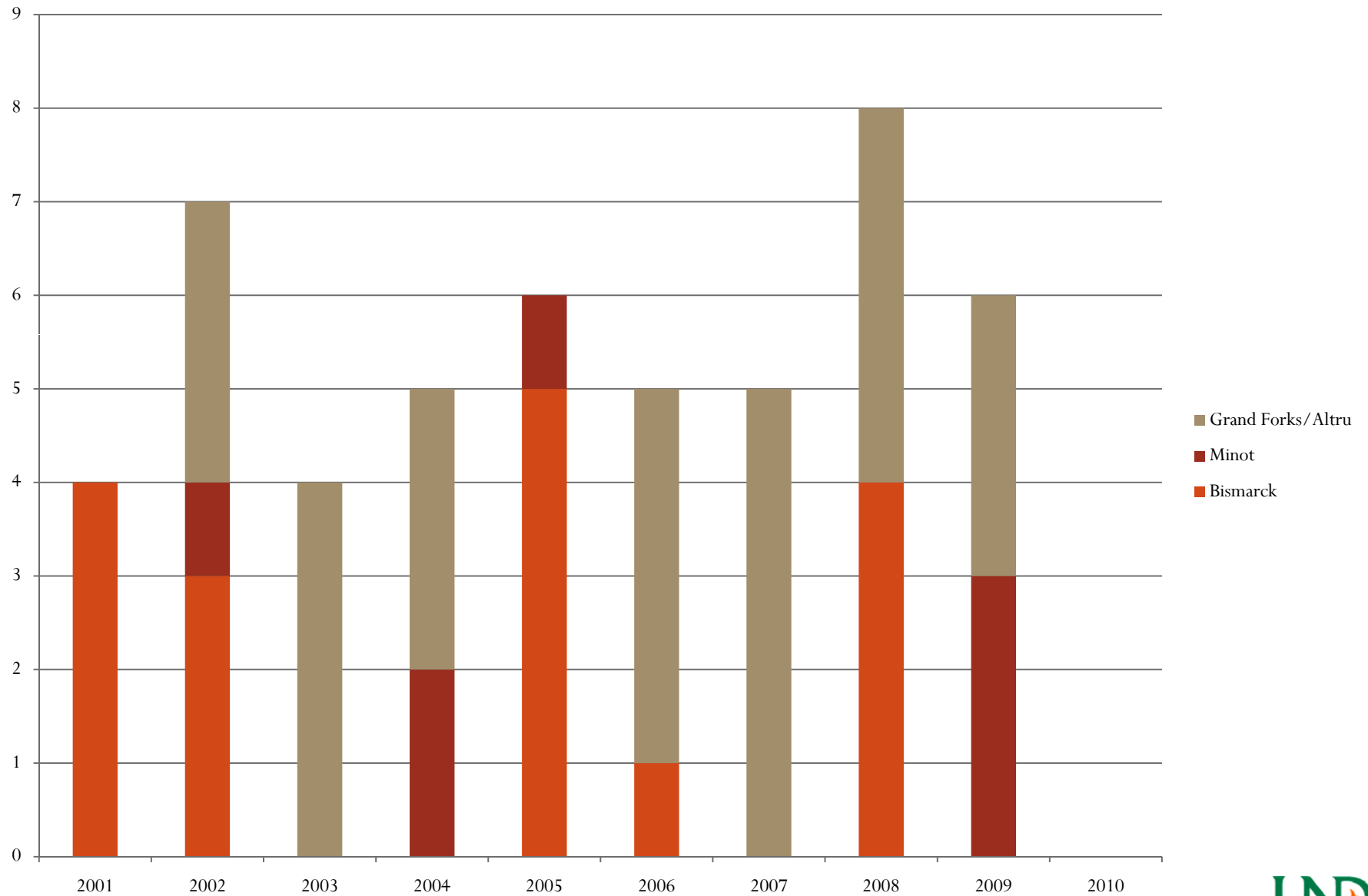
North Dakota Residencies



Source: UND SMHS Office of Associate Dean for Graduate Medical Education



Family Medicine Residencies



Source: UND SMHS Office of Associate Dean for Graduate Medical Education



Retention of Medical School Graduates in North Dakota

- Retention from medical school
 - US 37%
 - ND 31% (Rank 35th nationally)
- Retention from residency
 - US 45%
 - ND 43% (Rank 33rd nationally)
- Retention from medical school and residency
 - US 66%
 - ND 63% (Rank 31st nationally)

The demographics of physicians practicing medicine within the state

Characteristics of Physicians in North Dakota

Physician Characteristics	North Dakota	USA
Active Patient Care Physicians/100,000 population	213	214
Active Primary Care Physicians/100,000 population	85	80
Physicians Aged 60 or older	22.5%	23.4%
Female Physicians	23%	28%

Source: AAMC State Physician Workforce Data Book, November, 2009



Characteristics of ND Physicians

Characteristic	Value
Sex	Male 77% Female 23%
Age – Overall	$\leq 50 = 51\%$ $> 50 = 49\%$
Age – Primary Care	$\leq 50 = 60\%$ $> 50 = 40\%$
Age – Female	$\leq 50 = 70\%$ $> 50 = 30\%$
Practice Location - Overall	83% Urban 17% Rural
Practice Location – Primary Care	69% Urban 31% Rural
Practice Location – Hospital System	69% “Big 6” 31% Other
Education at UND SMHS	45% of Primary Care; 31% Overall
Specialization	Primary Care = 36% Other = 64%
Growth in Number of ND Physicians	14% increase since 2005

Source: North Dakota Medical Association

