

2011 HOUSE EDUCATION

HB 1363

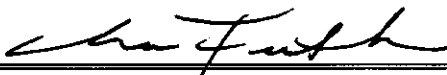
2011 HOUSE STANDING COMMITTEE MINUTES

House Education Committee
Pioneer Room, State Capitol

HB 1363
01/24/11
13300

☐ Conference Committee

Committee Clerk Signature



MINUTES:

Chairman RaeAnn Kelsch: We will open the hearing on HB 1363.

Rep. Jim Kasper: Sponsor. Attachment 1. I'm here to introduce HB 1363 which provides grants to the five tribal colleges to help fund college expenses for non-beneficiary students. Non-beneficiary students are non native students that are not covered by federal funding. The federal government provides for partial funding for Native American students but don't for non-beneficiary non native students. In 2007, we began providing partial funding for non-beneficiary students. We continued this in 2009 and with this the passage of HB 1363 bill we will continue this tradition of support. The funding comes from the state's share of oil and gas production taxes. You may recall after years of little or no production on Fort Berthold, the 2007 legislature authorized the governor to negotiate the Tribal State Compact to determine how to share the revenues produced from Fort Berthold. With the successful implementation of the Tribal State Compact, to date the state of ND's share of production taxes at Fort Berthold is over 43,000,000 million dollars. Refer to handout. HB 1363 will provide 1.2 million of the state's share of the taxes we receive from Fort Berthold oil production and will distribute this to the five ND tribal colleges. This will help to continue our support of the five colleges.

Chairman RaeAnn Kelsch: Questions?

Rep. Brenda Heller: Would all of the state's share be divided among those?

Rep. Jim Kasper: No. Out of the 43 million we are taking 1.2 million. We have an opportunity to spread the dollars out to help out some of the colleges in our state.

Vice Chair Lisa Meier: Are you aware how many non native students are currently attending the tribal colleges?

Rep. Jim Kasper: I'm sure that further testimony will say that.

Rep. Phillip Mueller: Do you know if any of the tribal portions of 19 million are going into tribal colleges for this effort in any way?

Rep. Jim Kasper: If it is, it would be at the Fort Berthold level. I don't really know that answer.

Chairman RaeAnn Kelsch: Questions? Sponsors?

Rep. Dennis Johnson: Sponsor. I have always supported this effort to move forward and I believe we have a revenue source to address the problem.

Chairman RaeAnn Kelsch: Just a comment from me. The governor's budgeted for a million dollars, this bill is for 1.2. One argument for increasing dollar amount was that by putting teachers that are familiar with the reservation, which would be these non-beneficiary students, it would be more beneficial. Those people are the most influential on the tribes and the students. I think this allows for more qualified and better teachers there.

Rep. David Rust: You said last time there was 1 million appropriated? Where did the money come from last time? Had it been done before?

Chairman RaeAnn Kelsch: Both times it was taken from the state's portion. Testimony in support?

William Goetz – Chancellor, NDUS: On behalf of NDUS, I want to convey our support of this bill. This has been an issue that has been around for a long time until the last two sessions. The university system in the last couple years has gone down the pathway to make every effort to work with tribal community colleges. We meet on a periodical basis. Several things we have put on the table are that of transfer, collaboration with university campuses and tribal colleges, communication, a lot of positives coming out of this, and it's all about the success of our students collectively. This bill is the right thing to do. When we look at source of funds it is not out of the general fund and that is also something you will speak about. I support this. Thank you.

Chairman RaeAnn Kelsch: Questions? Support?

Laurel Vermillion – President, ND Association of Tribal Colleges: Support. Testimony attachment 2.

Vice Chair Lisa Meier: What do your credit hours average per credit cost?

Laurel Vermillion – President, ND Association of Tribal Colleges: They are 125 per credit. If you look at the back of the testimony it shows that.

Chairman RaeAnn Kelsch: Questions? Support?

Dr. Jim Davis – President, Turtle Mt. Community College: Support. Testimony attachment 3.

Rep. Lyle Hanson: Do you offer dual credit with the high schools in the area?

Dr. Jim Davis – President, Turtle Mt. Community College: Yes we do. We haven't done the best in that area but we are working to improve that.

Rep. Bob Hunsakor: Do you know the percent of non-beneficiary students receiving grants that go on to higher education? What percent that start at your institution complete a degree or go to higher education?

Dr. Jim Davis – President, Turtle Mt. Community College: I would say at least half. We don't have the hard stats on that today. To add a comment to your question, of the students enrolled, 60% would not be at any colleges right now. When the tribes created these schools, a lot of people weren't going on to higher education.

Vice Chair Lisa Meier: What is the largest area of interest for students in terms of course of study?

Dr. Jim Davis – President, Turtle Mt. Community College: I would say elementary education. We do have students that are on a waiting list to get into the program. Another would be licensed practical nursing.

Rep. Karen Rohr: Do we have data that tells the percentage of how many native and non native students are returning to work on the reservations?

Dr. Jim Davis – President, Turtle Mt. Community College: I can think of two non native students right now, but as far as native students we have graduated close to 100 teachers and about 80% of them are teaching in area schools. Some have gone on to get master's degrees etc.

Rep. David Rust: I'm looking at the law and it appears to me that what you have this biennium is 5,000 dollars for the first 10 full time non-beneficiary students, 3,000 for next ten, and if any is left over it is prorated among the other non-beneficiary student. Do you know the amount for that third tier? Could it be higher?

Dr. Jim Davis – President, Turtle Mt. Community College: I don't think so. I'm a little surprised at what you are telling me. If you are saying the first 10 would receive 3,000, the bill says the first 10 would get 10,000 and the next would get 7,500 and the remaining would be divided equally among the remaining students.

Chairman RaeAnn Kelsch: That is correct.

Rep. David Rust: I was wondering what was going on this year. I believe it was 5,000 dollars a student.

Dr. Jim Davis – President, Turtle Mt. Community College: Let me tell you how that's done. Its based on the amount of money we receive from the Bureau of Indian Education for students. I believe the amount we received in the past was around 5,400 dollars.

Chairman RaeAnn Kelsch: It was 5,304 dollars.

Rep. Phillip Mueller: Is it conceivable that a non-beneficiary student could come from another tribal area and if they did, would they be considered non-beneficiary?

Dr. Jim Davis – President, Turtle Mt. Community College: No they could not. They would qualify for Bureau of Indian Education funding and not state funding.

Chairman RaeAnn Kelsch: Questions? Support?

Cynthia Lindquist – President, Cankdeska Cikana Community College: Support. Attachment 4. Thank you for this bill. I think we have come a long way since 2007. My student enrollment is actually increasing with record enroll of 290 students. I average 7 non native students a year. We do have open enrollment. We are federally funded partially. We are a community college and respond to community needs. I have provided the handouts to show more about Cankdeska Cikana Community College. We hope to have for you by the next session an arrangement that compiles all the benefits. This will give a context and help understand how and why tribal colleges came and what we do. We are resourceful and underfunded. Like I said we are federally funded. At our school we have used this resource from you to fund the institutional counselor. 90% of students are eligible for federal financial aid so we try to help them network. We offer tutoring services. I believe that you asked about the number of students transferring. At our school the average in the last 3 years, we average 17 non beneficiary students. We do have a good relationship with the chancellor and the university system. I think a large part is because of this legislation. It has prompted us to address how we get along and to work together for students needs. I believe all the tribal schools offer dual credit and we are all accredited. We are underfunded. We report to the ND university system as to how we are spending the money and how our students are doing. I think we do really well and this has helped us look at that. Vitality of ND comes from the reservations.

Vice Chair Lisa Meier: Do you at your college have a daycare right on campus as well?

Cynthia Lindquist – President, Cankdeska Cikana Community College: Yes we do. We built a facility and we are licensed for 32 students. Students consistently said we need competent daycare so we addressed that.

Rep. Bob Hunsakor: The name of your college. What is the meaning?

Cynthia Lindquist – President, Cankdeska Cikana Community College: It means little hoop.

Rep. Phillip Mueller: I've never been clear on the allocation, in this case 1.2 million. Do they go out as scholarships or something else? What happens to the money once passed out?

Cynthia Lindquist – President, Cankdeska Cikana Community College: My understanding is that it is a grant and is administered by NDUS. Subsequently each institution decides how to spend that money.

Chairman RaeAnn Kelsch: Questions? Support?

David M. Gipp – President, United Tribes Technical College: Support. Testimony attachment 5.

Vice Chair Lisa Meier: What is your graduation rate?

David M. Gipp – President, United Tribes Technical College: I don't have that statistic right in front of me but I'd like to say about 70%. We can get you that number.

Rep. David Rust: It looks to me that this biennium it was 5,304 dollars per non-beneficiary student. But then this says that if the amount is not sufficient, a prorated amount will be given. Was there enough money in the bill this biennium to give the full amount? Or did it have to be prorated downward.

David M. Gipp – President, United Tribes Technical College: I'm not sure on that.

Chairman RaeAnn Kelsch: It was not enough. I know that and it was prorated. I don't know the exact amount.

Rep. David Rust: I thought it was 1 million last time.

Chairman RaeAnn Kelsch: It was 750,000 the last time. We started out at 750,000 and increased it because there was a difference in the appropriation and Rep. Kasper thought it would be more beneficial if we increased it to 1.2 million.

Rep. David Rust: That was my question. What I was looking at was doubling some. We have three steps so it's kind of a three step approach.

Chairman RaeAnn Kelsch: Questions? Support? Opposition? We will close the hearing on HB 1363. What are the wishes of the committee?

Vice Chair Lisa Meier: I motion to do pass and rerefer to appropriations.

Rep. Mike Schatz: Second.

Chairman RaeAnn Kelsch: Committee discussion?

Rep. Brenda Heller: I was curious since there is a million dollars in the governor's budget for this, when you wrote this bill up why did you come up with 1.2?

Chairman RaeAnn Kelsch: Rep. Kasper thought the 1.2 million was more representative of the students.

Rep. Karen Rohr: Do we want to include something in the bill on measuring the outcomes?

Chairman RaeAnn Kelsch: They currently have to report back to university system.

Rep. Karen Rohr: I'm talking about retention rates or graduation rates.

Chairman RaeAnn Kelsch: We've never done that before and it's relatively new and...

Rep. Karen Rohr: Initially that's how you sold the program.

Chairman RaeAnn Kelsch: I think generally speaking you probably know.

Chairman RaeAnn Kelsch: Further discussion? We will close on HB 1363.

14 YEAS 0 NAYS 1 ABSENT DO PASS Rerefer to
Appropriations CARRIER: Rep. RaeAnn Kelsch

Date: 01-24-11
Roll Call Vote #: _____

2011 HOUSE STANDING COMMITTEE ROLL CALL VOTES
BILL/RESOLUTION NO. 1363

House EDUCATION Committee

☐ Check here for Conference Committee

Legislative Council Amendment Number _____

Action Taken: ☒ Do Pass ☐ Do Not Pass ☐ Amended ☐ Adopt
Amendment

☒ Rerefer to Appropriations ☐ Reconsider

Motion Made By VICE CHARMER Seconded By REP. SCHATZ

Representatives	Yes	No	Representatives	Yes	No
Chairman Kelsch	X		Rep. Hanson	X	
Vice Chairman Meier	X		Rep. Hunsakor	X	
Rep. Heilman	X		Rep. Mock		
Rep. Heller	X		Rep. Mueller	X	
Rep. Johnson	X				
Rep. Karls	X				
Rep. Rohr	X				
Rep. Rust	X				
Rep. Sanford	X				
Rep. Schatz	X				
Rep. Wall	X				

Total (Yes) 14 No 0

Absent 1 - REP. MOCK

Floor Assignment CHAIRMAN R. KELSCH

If the vote is on an amendment, briefly indicate intent:

REPORT OF STANDING COMMITTEE

HB 1363: Education Committee (Rep. R. Kelsch, Chairman) recommends DO PASS and BE REREFERRED to the Appropriations Committee (14 YEAS, 0 NAYS, 1 ABSENT AND NOT VOTING). HB 1363 was rereferred to the Appropriations Committee.

2011 HOUSE APPROPRIATIONS

HB 1363

2011 HOUSE STANDING COMMITTEE MINUTES

House Appropriations Committee Roughrider Room, State Capitol

HB 1363
2/8/11
14229

☐ Conference Committee

Committee Clerk Signature

Meredith Traholt

Explanation or reason for introduction of bill/resolution:

A BILL for an Act relating to grants for nonbeneficiary students enrolled in tribally controlled community colleges; and to provide an appropriation.

Minutes:

You may make reference to "attached testimony."

Chairman Delzer: Opened discussion on HB 1363. The title was read.

Representative RaeAnn Kelsch, District 34: Nonbeneficiary students are the students that do not meet the federal requirements for being an Indian student. In other words, they're not subsidized at the tribal colleges. Typically these are potentially people living in the tribal community, possibly married to a tribal member, but they are not enrolled members. Many of the nonbeneficiary students tend to be young parents who wouldn't be able to achieve a college education except through the tribal colleges that are close to them. Typically the nonbeneficiary students will also go on and get a four year degree at one of our ND universities. The bill as it's written changes the formula. In the past we've had a formula determining how much money goes to each campus. This time we created a new formula ensuring each campus gets a minimum funding amount. The reason is the number of nonbeneficiary students varies widely across the campuses. The appropriation in the bill is \$1.2 million, the appropriation in the governor's budget is \$1 million. The committee didn't do anything with the appropriation last session and the session prior. This is the vehicle that has been used for the money, because of the policy included in it. We know there's a duplication in the higher ed budget that contains \$1 million that was proposed by Governor Dalrymple.

Chairman Delzer: The formula for last time would be without the changes.

Representative Kelsch: Correct. If you were not going to use this as the vehicle, then the formula would go back to the formula that has been in effect previously, which is based on a percentage of the federal dollar amount that colleges received. This formula was done because we felt there was more of a fairness issue with the distribution.

Chairman Delzer: The whole 700 was dispersed last time, just in a different way?

Representative Kelsch: Correct, it was dispersed, but in a different manner. The reason we think this is more fair, doing it as more of a granting than a complicated formula, is that our formula would have to change every time the federal government changed their formula for funding Indian students, and this seemed like a more reliable distribution level.

Chairman Delzer: Did you get a number of nonbeneficiary students?

Representative Kelsch: About 10% of students that attend tribal colleges are nonbeneficiary. The monies we are distributing are not equal to the amount the Indians receive in their federal funding

Representative Williams: We're moving from 7 to 1.2. Where did that figure come from?

Representative Kelsch: Representative Kasper looked at the dollar amount coming off the Fort Berthold reservation and he thought it could be increased so we can help defray the costs of these nonbeneficiary students and encourage more nonbeneficiary students to attend the campuses. Those students are more likely to stay in or closer to those communities. They're also the most likely students to stay in the state.

Representative Skarphol: It adds up to 149 students. At the \$700,000 we had in the past, that is \$4698 per student. At the \$1 million from the governor's budget, that's \$6711 per student. At the \$1.2 million in this bill, it's \$8053 per student. I understand we may have some obligation, but I'm not sure it goes to that degree.

Representative Kelsch: You're the appropriations committee. My committee (Education) said the policy was in order. We knew there was \$1 million in the governor's budget and it probably should have been amended down to that level.

Representative Skarphol: I agree on the policy issue. The prior formula had a pretty unequal distribution of the funds. I would view the changes recommended here as more fair on a per institution basis. However, we could incorporate the policy changes into the university budget and not need this bill.

Representative Kelsch: That's probably where we'll differ. In the past this has been the vehicle to make sure the policy stays as intended. But that is your wisdom.

Representative Kaldor: If this was lowered to match the governor's budget, how would that change the content of the policy?

Representative Kelsch: It will not change, it will still go out in the same granting. To make it more fair, they created the tiered distribution of the money.

Representative Skarphol: If we agree the proper place for the policy is here, I would assume you would have no difficulty with us just leaving the policy in the bill, but removing the appropriation and taking care of that in the budget.

Representative Kelsch: We sometimes get skeptical about ensuring the money is in a piece of legislation. If we have the assurances from this committee that the money will

stay, that is potentially fine. The last two sessions, the money has been in this policy bill and that's the way it has moved through the legislature.

Chairman Delzer: Was it passed for the policy or for the money, out of your committee?

Representative Kelsch: Both. It came out with a 14-0-1 vote.

Chairman Delzer: Further questions, comments? We'll set this aside for now.

2011 HOUSE STANDING COMMITTEE MINUTES

House Appropriations Committee Roughrider Room, State Capitol

HB 1363
2/16/11
14643

☐ Conference Committee

Committee Clerk Signature

Meredith Trachsel

Explanation or reason for introduction of bill/resolution:

A BILL for an Act relating to grants for nonbeneficiary students enrolled in tribally controlled community colleges; and to provide an appropriation.

Minutes:

You may make reference to "attached testimony."

Chairman Delzer: Opened discussion and advised Representative Kelsch had a proposed amendment.

Representative RaeAnn Kelsch, District 34: After I had reviewed HB 1363, I realized that the wording wasn't exactly correct in the policy. Discussed the changes in .02001.

Chairman Delzer: Legislative Council do you see that making any difference? Oh, yes, it would.

Representative Kelsch: That's what the intent of the law was when it came in. The other one, that should have been done before it came down to you, is the amendment that takes the appropriation down to the \$1 million that was in the governor's budget, see amendment .02002.

Chairman Delzer: We'll get those passed around, and we won't take action on those today.

Representative Dosch: On the bill line 8, you overstruck the words 'an institution' and inserted 'a tribally controlled community college,' what was the reason for that?

Representative Kelsch: It was clean up language, because they're not considered institutions. It was an oversight from when we first started the program in 2007. There is no change of scope.

Chairman Delzer: Anything further from the committee on 1363? We have the amendments and we'll take a look at them when we take the bill up.

2011 HOUSE STANDING COMMITTEE MINUTES

House Appropriations Committee Roughrider Room, State Capitol

HB 1363
2/17/11
14666, 14682

☐ Conference Committee

Committee Clerk Signature

Meredith Tracholt

Explanation or reason for introduction of bill/resolution:

A BILL for an Act relating to grants for nonbeneficiary students enrolled in tribally controlled community colleges; and to provide an appropriation.

Minutes:

You may make reference to "attached testimony."

Chairman Delzer: Opened discussion on 1363. Representative Kelsch had put a couple of amendments before us. The first is .02001.

Representative Thoreson: I move adoption of .02001.

Representative Glassheim: Second.

Chairman Delzer: Discussion.

Representative Skarphol: Has anyone looked at what this translates into on an institutional basis? I would like to hear those numbers before we make a decision on this.

Chairman Delzer: I haven't done it, we could ask Council or OMB to do that for us. Will the motion to amend withdraw that, until we get those numbers?

Representative Thoreson: I will withdraw the motion at this time, though I will probably make it again upon receiving the additional information.

Representative Glassheim: So will I.

Chairman Delzer: All right, we'll set that one aside.

Second recording 14682

Chairman Delzer: We had some questions on the question of what the policy changes we were requested to make would do to the money.

Representative Skarphol: These numbers are based on the 1.2 million, OMB did some calculations and comparisons to the previous biennia's distribution. Fort Berthold last biennium got \$70,000; under this formula and the 1.2 million they get 162, in other words, it would double.

Representative Dosch: As you're going through these numbers, do you have any increase in the number of students from one biennium to another?

Representative Skarphol: This is reflective of the same number of students, and it is not exact. This is just for comparison purposes, and I'm not proposing we change the formula. Last biennium, Little Hoop got \$20,000; under the new distribution, it's less than \$65,000. Turtle mountain received \$92,000 last time, and it would be \$162,000 this time. Sitting Bull received \$15,000 last time, and it would be \$48,000 this time. United Tribes last time was \$152,000, and this would be \$161,000. The school with lesser numbers of students would get an increase that's more dramatic than what the larger schools would get. That's probably appropriate. This just gives a little bit of an idea of what happens with the recommended change.

Representative Thoreson: I move amendment .02001.

Representative Dosch: Second.

Chairman Delzer: Discussion? Voice vote carries.

Representative Thoreson: I move to further amend with amendment .02002.

Representative Skarphol: Second.

Representative Dosch: We're looking at increasing the funds from \$700,000 to \$1 million, which is a pretty substantial percentage increase. Has there been a corresponding increase in the number of nonbeneficiary students from last biennium?

Chairman Delzer: I don't believe there has, the number is about the same.

Representative Dosch: I would move to further amend it by changing the amount from \$1.2 million instead to \$800,000 instead of \$1 million, as a substitute motion.

Vice Chairman Kempenich: Second.

Chairman Delzer: Discussion on the substitute motion?

Representative Nelson: I'm not going to support this motion. Remember that the agreement the Three Affiliated Tribes has with the state of ND does allow that oil development on the reservation to transfer 80-20 on the trust land and 50-50 on the fee land to the permanent oil trust fund. One could arguably make the case that this is their oil money, generated on their tribal land.

Representative Skarphol: With the recommended amendment, that does change the distribution of money to the institutions. I'm not suggesting changing it, if it's the sponsors' wishes, but there is a more pronounced disparity on a per student basis when the number goes down.

Chairman Delzer: Further discussion about the substitute motion? Chair is in doubt about the voice vote, so we'll do a roll call vote. Motion fails, 7-14, that means the original motion is before us, to change the amount to \$1 million. Discussion. Voice vote carries. We have the bill amended with the policy and monetary changes.

Representative Skarphol: I move Do Pass as Amended.

Representative Thoreson: Second.

Chairman Delzer: Discussion? We'll call the roll for a Do Pass as Amended on 1363. Motion carries 14-7, Representative Hawken will be the carrier.

Date: 2/17
Roll Call Vote #: 1

2011 HOUSE STANDING COMMITTEE ROLL CALL VOTES
BILL/RESOLUTION NO. 1363

House Appropriations Committee

Legislative Council Amendment Number .02001

Action Taken: ☐ Do Pass ☐ Do Not Pass ☐ Amended ☒ Adopt Amendment
☐ Rerefer to Appropriations ☐ Reconsider

Motion Made By Rep. Thoreson Seconded By Rep. Glassheim

Representatives	Yes	No	Representatives	Yes	No
Chairman Delzer			Representative Nelson		
Vice Chairman Kempenich			Representative Wieland		
Representative Pollert					
Representative Skarphol					
Representative Thoreson			Representative Glassheim		
Representative Bellew			Representative Kaldor		
Representative Brandenburg			Representative Kroeber		
Representative Dahl			Representative Metcalf		
Representative Dosch			Representative Williams		
Representative Hawken					
Representative Klein					
Representative Kreidt					
Representative Martinson					
Representative Monson					

Total (Yes) _____ No _____

Absent _____

Floor Assignment _____

If the vote is on an amendment, briefly indicate intent:

withdrawn

PROPOSED AMENDMENTS TO HOUSE BILL NO. 1363

Page 1, line 13, after "for" insert "each of"

Page 1, line 14, after "for" insert "each of"

Renumber accordingly

Date: 2/17
Roll Call Vote #: 2

2011 HOUSE STANDING COMMITTEE ROLL CALL VOTES
BILL/RESOLUTION NO. 1363

House Appropriations Committee

Legislative Council Amendment Number 02001

Action Taken: ☐ Do Pass ☐ Do Not Pass ☐ Amended ☒ Adopt Amendment
☐ Rerefer to Appropriations ☐ Reconsider

Motion Made By Rep. Thoreson Seconded By Rep. Dosch

Representatives	Yes	No	Representatives	Yes	No
Chairman Delzer			Representative Nelson		
Vice Chairman Kempenich			Representative Wieland		
Representative Pollert					
Representative Skarphol					
Representative Thoreson			Representative Glassheim		
Representative Bellew			Representative Kaldor		
Representative Brandenburg			Representative Kroeber		
Representative Dahl			Representative Metcalf		
Representative Dosch			Representative Williams		
Representative Hawken					
Representative Klein					
Representative Kreidt					
Representative Martinson					
Representative Monson					

Total (Yes) _____ No _____

Absent _____

Floor Assignment _____

If the vote is on an amendment, briefly indicate intent:

voice vote carries

PROPOSED AMENDMENTS TO HOUSE BILL NO. 1363

Page 1, line 24, remove "one million two"

Page 1, line 24, overstrike "hundred thousand" and insert immediately thereafter "one million"

Page 2, line 4, replace "\$1,200,000" with "\$1,000,000"

Renumber accordingly

Date: 2/17
Roll Call Vote #: 25

2011 HOUSE STANDING COMMITTEE ROLL CALL VOTES
BILL/RESOLUTION NO. 1363

House Appropriations Committee

Legislative Council Amendment Number 02002

Action Taken: ☐ Do Pass ☐ Do Not Pass ☐ Amended ☒ Adopt Amendment
☐ Rerefer to Appropriations ☐ Reconsider

Motion Made By Rep. Thoreson Seconded By Rep. Skarphol

Representatives	Yes	No	Representatives	Yes	No
Chairman Delzer			Representative Nelson		
Vice Chairman Kempenich			Representative Wieland		
Representative Pollert					
Representative Skarphol					
Representative Thoreson			Representative Glassheim		
Representative Bellew			Representative Kaldor		
Representative Brandenburg			Representative Kroeber		
Representative Dahl			Representative Metcalf		
Representative Dosch			Representative Williams		
Representative Hawken					
Representative Klein					
Representative Kreidt					
Representative Martinson					
Representative Monson					

Total (Yes) _____ No _____

Absent _____

Floor Assignment _____

If the vote is on an amendment, briefly indicate intent:

Further amend (both 02001 + 02002)
substituted

Date: 2/17
Roll Call Vote #: 4

2011 HOUSE STANDING COMMITTEE ROLL CALL VOTES
BILL/RESOLUTION NO. 1363

House Appropriations Committee

Legislative Council Amendment Number _____

Action Taken: ☐ Do Pass ☐ Do Not Pass ☐ Amended ☒ Adopt Amendment
☐ Rerefer to Appropriations ☐ Reconsider

Motion Made By Rep. Dosch Seconded By Rep. Kempenich

Representatives	Yes	No	Representatives	Yes	No
Chairman Delzer	X		Representative Nelson		X
Vice Chairman Kempenich	X		Representative Wieland		X
Representative Pollert	X				
Representative Skarphol	X				
Representative Thoreson		X	Representative Glassheim		X
Representative Bellew	X		Representative Kaldor		X
Representative Brandenburg		X	Representative Kroeber		X
Representative Dahl		X	Representative Metcalf		X
Representative Dosch	X		Representative Williams		X
Representative Hawken		X			
Representative Klein	X				
Representative Kreidt		X			
Representative Martinson		X			
Representative Monson		X			

Total (Yes) 7 No 14

Absent _____

Floor Assignment _____

If the vote is on an amendment, briefly indicate intent:

change from \$1.2 million to \$800,000
motion fails

Date: 2/17
Roll Call Vote #: 5

2011 HOUSE STANDING COMMITTEE ROLL CALL VOTES
BILL/RESOLUTION NO. 1363

House Appropriations Committee

Legislative Council Amendment Number _____

Action Taken: ☐ Do Pass ☐ Do Not Pass ☐ Amended ☒ Adopt Amendment
☐ Rerefer to Appropriations ☐ Reconsider

Motion Made By Rep. Thoreson Seconded By Rep. Skarphol

Representatives	Yes	No	Representatives	Yes	No
Chairman Delzer			Representative Nelson		
Vice Chairman Kempenich			Representative Wieland		
Representative Pollert					
Representative Skarphol					
Representative Thoreson			Representative Glassheim		
Representative Bellew			Representative Kaldor		
Representative Brandenburg			Representative Kroeber		
Representative Dahl			Representative Metcalf		
Representative Dosch			Representative Williams		
Representative Hawken					
Representative Klein					
Representative Kreidt					
Representative Martinson					
Representative Monson					

Total (Yes) _____ No _____

Absent _____

Floor Assignment _____

If the vote is on an amendment, briefly indicate intent:

(motion substituted for)

further amend (02001 + 02002)

\$1.2 to \$1 million

Voice vote carries

VIC
2/18/11

PROPOSED AMENDMENTS TO HOUSE BILL NO. 1363

Page 1, line 13, after "for" insert "each of"

Page 1, line 14, after "for" insert "each of"

Page 1, line 24, remove "one million two"

Page 1, line 24, overstrike "hundred thousand" and insert immediately thereafter "one million"

Page 2, line 4, replace "\$1,200,000" with "\$1,000,000"

Renumber accordingly

Date: 2/17
Roll Call Vote #: 6

2011 HOUSE STANDING COMMITTEE ROLL CALL VOTES
BILL/RESOLUTION NO. 1363

House Appropriations Committee

Legislative Council Amendment Number _____

Action Taken: ☒ Do Pass ☐ Do Not Pass ☒ Amended ☐ Adopt Amendment
☐ Rerefer to Appropriations ☐ Reconsider

Motion Made By Rep. Skarphol Seconded By Rep. Thoreson

Representatives	Yes	No	Representatives	Yes	No
Chairman Delzer		X	Representative Nelson	X	
Vice Chairman Kempenich		X	Representative Wieland	X	
Representative Pollert		X			
Representative Skarphol	X				
Representative Thoreson	X		Representative Glassheim	X	
Representative Bellew		X	Representative Kaldor	X	
Representative Brandenburg	X		Representative Kroeber	X	
Representative Dahl	X		Representative Metcalf	X	
Representative Dosch		X	Representative Williams	X	
Representative Hawken	X				
Representative Klein		X			
Representative Kreidt		X			
Representative Martinson	X				
Representative Monson	X				

Total (Yes) 14 No 7

Absent 0

Floor Assignment Rep. Hawken

If the vote is on an amendment, briefly indicate intent:

REPORT OF STANDING COMMITTEE

HB 1363: Appropriations Committee (Rep. Delzer, Chairman) recommends **AMENDMENTS AS FOLLOWS** and when so amended, recommends **DO PASS** (14 YEAS, 7 NAYS, 0 ABSENT AND NOT VOTING). HB 1363 was placed on the Sixth order on the calendar.

Page 1, line 13, after "for" insert "each of"

Page 1, line 14, after "for" insert "each of"

Page 1, line 24, remove "one million two"

Page 1, line 24, overstrike "hundred thousand" and insert immediately thereafter "one million"

Page 2, line 4, replace "\$1,200,000" with "\$1,000,000"

Renumber accordingly

2011 SENATE EDUCATION

HB 1363

2011 SENATE STANDING COMMITTEE MINUTES

Senate Education Committee

Missouri River Room, State Capitol

HB 1363

March 8, 2011

Job # 15092

☐ Conference Committee

Committee Clerk Signature *AJ*

Explanation or reason for introduction of bill/resolution:

Relating to grants for nonbeneficiary students enrolled in tribally controlled community colleges; and to provide an appropriation.

Chairman Freborg opens the hearing to HB 1363.

Representative Kasper, District 46, Fargo introduce HB 1363. It deals with funding from the state of ND for the 5 tribal colleges in our state. HB 1363, deals with non beneficiary students at the tribal colleges. The beneficiary students are the Native American students, who receive federal funding, from the federal government. Then we have the non beneficiary students, who are not eligible for federal funding, from the US government. This bill addresses, providing a small amount of funding for those non beneficiary students, at the colleges, do not receive funding from the federal government. Currently the funding amount that the colleges, receive for their Native American students, is approximately \$5900/yr./per student. The five tribal colleges in ND charge tuition fees for students, who do attend the colleges, and they charge the same low tuition for the Native American students, that they receive federal funding from, as they do for the non Native American students. I believe that is about \$1000/per semester. The college presidents are here to clarify that if I am not correct. In 2007, we started providing funding for the tribal colleges when Governor Hoeven, Chancellor Goetz and this legislature, supported a bill to provide \$700,000 of funding per biennium to the tribal colleges. We continued this tradition in the 2009 legislative session, where we again provided, \$700,000 of funding for the colleges. The funding for the tribal colleges that we will be talking about comes from a very unique source of revenue. Passes out chart #1 that has been prepared by the Tax Dept. The funding for the tribal college grant dollars comes from the oil tax revenue that the state of ND receives, from the oil drilling on Fort Berthold Indian reservation. As you know, there was very little oil activity on Fort Berthold until the 2007 legislative session. The legislature passed the authority for the governor to enter into a contact with the Fort Berthold reservation, to provide some certainty on oil taxation and sovereignty issues, so that the oil companies had a comfort in drilling on Fort Berthold. We determined that a good source of funding for the tribal council dollars, which we have been appropriating, should be tied to the oil revenue that is generated from Fort Berthold. The chart (#1), the far right hand 3 columns, blue columns, shows the total amount of oil taxes that have been paid from the inception of July 2008 to February 2011 from the drilling on Fort Berthold. As you can see, that is over \$82,400,000. The middle column indicates what the state of ND receives from the taxation of the oil drilling on Fort Berthold and we can see that is \$56.5 million. I would point out; we are now approaching \$4.5 million per month, of oil revenue that the state of ND receives from the drilling on Fort Berthold. The third column from the right is the \$25.8 million that is the share that the Fort Berthold Indian reservation receives. So the state of ND is receiving more than double in taxes what the Native American tribe is receiving on

Fort Berthold. Our funding source is tied to this revenue stream that is coming from the Fort Berthold oil taxation. HB 1363 does increase the funding level. In the last two biennium's, we were at \$700,000. We have increased it to \$1 million for the next biennium. The million dollars was in the governor's budget, supported by a higher education. The original bill that I introduced in the House, had \$1.2 million of funding in it, and the House Appropriations committee decided to reduce that to the million dollars that was in the governor's budget. Our House Appropriations committee did take the million dollars out of the governor's budget, so this is the funding mechanism and the bill itself, if we wish to continue the dollars that will go to the tribal colleges in ND. You will recall, that Governor Dalrymple, in his speech to the joint House session, discussed the importance of education, for the students of ND and the future of our state. Chairman Tex Hall, also in his remarks to our joint session, talked about the importance of education and the tribal colleges and the tribal areas in ND. One of the things we know we have a problem with, not only in the regular part of ND, but particularly our reservations, is un-education and unemployment. We also have a very, very high birth rate. So what we are attempting to do with this partnership between the legislature, the State of ND and the tribal colleges, is to help defray to a certain small degree, the expenses at these tribal colleges have, when they are educating our ND citizens, who are non beneficiary students. Chancellor Goetz has continued his collaboration with the tribal college presidents, at his executive cabinet level, where they are working collaboratively to streamline the opportunity for college graduate courses, from the tribal colleges to mainstream, right into the educational system and their university system, here in ND. We want to encourage those students, both Native American and non Native American, who graduate from our tribal colleges, to further their education at the universities throughout ND. That has had some high degree of success. With successful passage of HB 1363, we would continue the tradition, now going into our 3rd biennium, of helping to a small degree, to support the tribal colleges and those non beneficiary students, so they can get the education that can help them get into a career path in ND and achieve the maximum opportunity for themselves and their families. There was a nice article in the Bismarck Tribune and it talked about the impact that the tribal colleges are having, throughout ND. This one featured UTTC in Bismarck. They measured that there was over a \$31 million impact to the Bismarck-Mandan area from that college alone. They featured Standing Rock and the new campus that they are building down in the Fort Yates area. I have served on the Tribal and State Relations committee for a number of sessions and in the interim. I have had the opportunity to travel to all the tribal colleges in ND and if you have the opportunity to visit them, I would encourage this committee to do so. There are very impressive and they are doing foundation dollars, grant dollars and with money they have raised on their own and some federal dollars. I think we can do nothing better than continue this tradition through HB 1363 and continue our funding with our tribal college partners.

Senator Lee asks questions about the chart. Does that mean in February, they received \$2.4 million?

Rep. Kasper states "yes". In February, Fort Berthold received \$2.4 million for the month, for the oil tax revenue, the state of ND received \$4.39 million and the total amount of taxes, was the \$6.65 million.

Senator Lee asks how was that ratio decided between the tribe and the state?

Rep. Kasper states that is in the contract that Governor Hoeven negotiated with the tribal chairman at Fort Berthold. You may recall over the last number of months, the new chairman, Tex Hall, has been saying that he would like to renegotiate the formula, because he thinks they are not receiving as much revenue as they should. That is a matter for our Governor Dalrymple and Chairman Hall to decide.

Senator Lee states that whatever that dollar is, that wasn't agreed upon, way and rate, in terms of reimbursement to the tribe. That is new revenue to them, the \$2.4 million that they didn't have, may be when we started this payment agreement?

Rep. Kasper states it is new revenue to Fort Berthold Indian reservation. We have to make the distinction between that there are 5 tribes in the state of ND. They are all separate and distinct. They are five tribal colleges, in the state of ND, and they are separate and distinct. The dollars you are seeing, goes to one tribe, the Fort Berthold Indian reservation, in the New Town area. None of the other tribes and none of the colleges, share in this revenue, that's tribal money. They are totally separate.

Laurel Vermillion, President at Sitting Bull College, President, ND Association of Tribal Colleges. Written Testimony #2. NDATC urges the Senate Education Committee to give a DO PASS recommendation for HB 1363. The Native American population in ND is comprised of five reservations, seven tribes and over 3.8 million acres of land. The Native American population comprises 6.7% of North Dakota's population. Unemployment rates on the five reservations average 59%. Approximately 95% of the Native American students qualify for federal financial aid Pell Grants. The five accredited tribal colleges and universities (TCU's) are currently in operation in the state of ND, Sitting Bull College, United Tribes Technical College, Berthold Community College, Turtle Mountain Community College, Cankdeska Cikana Community College. The Colleges educate approximately 2800 students of these students the range non beneficiary students served is between 5-10%. Tuition at the Tribal Colleges averages \$108.20 per credit.

Senator Flakoll asks, what is the tuition at your campus?

Laurel Vermillion states it is \$125/credit.

Senator Flakoll asks, what the minimum credits would be?

Laurel Vermillion states that 12 credits would be full time.

Senator Flakoll states if you are a full time student, how much would tuition be for the year?

Laurel Vermillion states it would be 12 credits times \$125.

Senator Flakoll states that is less than \$3000.

Laurel Vermillion states "Yes".

Senator Flakoll states that we typically fund students not campuses. Is the money requested sent on behalf of the student to the campus or is it to use it to pay funds the cost for that specific student or is it sent to the campus to subsidize everyone?

Laurel Vermillion states it is sent to the campus to subsidize everyone. We do receive federal funding, that helps us pay the bills and keep our doors open. We receive that money from the federal government. We do not receive money from the federal government for non beneficiary students.

Senator Flakoll asks if there is a residency requirement for the non beneficiary student so can South Dakota be eligible in the head count for this?

Laurel Vermillion states, "No". They have to be members of ND.

Senator Flakoll asks when we talk about the bill, over the years, was more of a place bound situation, do you offer a variety of online courses and are some of the non beneficiary students, solely taking classes online?

Laurel Vermillion states that each tribal college in ND is a little bit different. At Sitting Bull College, we do not have a degree program that is solely online. We do have hybrid classes, which means that students make take a couple of online classes along with a one on one in the classroom. At Sitting Bull College, we find that students do not do well in an online program. They need one on one with their facilitator.

Senator Flakoll asks since we have been in this mechanism for 4 years, do you have any data, related to the students who have received funds, in terms of employment or salary? We talked of 85% of those students that are placed. Do we have any data on those specific students that went through and have benefitted from the dollars that we have allocated?

Laurel Vermillion states that Sitting Bull College does not have that. I can tell you that because our colleges are small, we serve approximately 300 students. I can tell you, that I know of one student, who has gone on and obtained a teaching degree and is currently teaching at one of our schools on the reservation.

Jim Davis, President of the Turtle Mountain Community College, located on the Turtle Mountain Chippewa Reservation testifying in support of HB 1363. (Testimony #3). He requests the Committee for the requested \$1,000,000 per biennium.

Senator Luick asks how do determine residency, do you use a different formula for a college student, for the state of ND?

Jim Davis responds that he needs clarification of your question. Are you talking about non beneficiary students or Indian students?

Senator Luick states, "non beneficiary".

Jim Davis states the only requirement would be that they are a resident of ND. They can come from any place in ND to enroll at our college. The fact remains, those people, who do enroll at our college, are from the surrounding community. The farthest they travel is 30-40 miles.

Senator Flakoll asks if he has any tracking data on those students that we have spent money on?

Jim Davis states, "No". We are starting to do that more and more. The reason why we don't track a lot of your students and where they go is because many of us wear so many different hats. We don't have the resources to hire someone to do this job. With some other resources, that we hope is going to be available to us in the future; we need to do more of that. Not just for that purpose but also for the purpose of accreditation and other reasons.

Senator Flakoll asks if he is aware if any of the monies that are generated from oil, within the boundaries of Fort Berthold, used to help finance the community colleges?

Jim Davis states, not that he knows of. Not lately. It is something that may be talked about on the Fort Berthold reservation. I don't see it ever happening at Turtle Mountain or other tribal colleges. Why would they want to give Turtle Mountain college money for our education?

Senator Flakoll asks that we are asked to send money to the campus. If you have ten non beneficiary students, at a campus, are they still required to pay tuition and fees to any extent?

Jim Davis states, "Yes", like all other students are.

Senator Flakoll asks, and correct me if I am wrong. We are sending five times the amount of money to your campus, for tuition and fees, and yet those students have to pay tuition and fees?

Jim Davis states, "Yes, that is true". The thing about that is, our native students also have to pay but the federal government is sending money to our campus to help support the operation of our college. There is no difference in how we treat our students. The state gives us money for those non beneficiary students. The federal government gives our college, for our native students, and we use it for the same reason. It is for operations. I can give you breakdown. Faculty and staff salaries are 30% is how we use the state money. Student services, 30%, operating expenses, utilities or indirect costs, 25%, repairs and maintenance, 5%, other books, calculators, textbooks, 10%. So we think it is fair, how we utilize the state money and the federal money, in the way that we do. Now if we were to use the money to give scholarships, the way we believe, scholarships to use that money to our non beneficiary students, we would be treating them not like our other native students. We don't use the federal money that we get from the federal government, as scholarships. It is for the things that I noted on.

Senator Flakoll asks how many dollars do you get per student, in federal funds, for the Native American students?

Jim Davis states, we received \$5874. 00 and that may go down this fiscal year. We don't have a budget from the federal government.

Russell Mason, President, Fort Berthold Community College. Enrolled member of Fort Berthold. High School graduate of New Town and lived on reservation his whole life. Graduate of University of Mary. He started at Fort Berthold, 25 years ago. President for the past 7 years. He supports a DO PASS on HB 1263. Fort Berthold is in total support of this bill. The revenue for this funding source is only going to increase this year. A lot of leases are up in 2012. We are expecting 200-300 wells this year alone. It has been a life changing for a lot of people on Fort Berthold. It has meant a lot to our college and for the first time, the Council has given us money or put us on part of one of their resolutions to be in budget. The new resolution passed by the tribe states that you must be 1/8th to be an enrolled member. Yes, we do have data on some of our non beneficiary students. The majority, 20 students, are in our nursing program. We are the only tribal college that is part of the Dakota Nursing Program. We have an RN program. Rural health is a big thing in ND. 90-100% of our students stays and works in ND. We have a new hospital going up and it is not just for native people. They are looking to staff that. Those stats can be found in the Board of Nursing, as far as the amount. The success rate for our nursing students is very high. 80-90% of those pass the RN exam. The books for the RN's are up to \$1000/semester. We don't deny anyone that comes to our colleges and all of our tribal colleges have open admissions. We have a lot of students who owe us money.

David Gipp, President, United Tribes Technical College (UTTC) supports the passage of HB 1263. (Testimony #4). We serve 50-85 tribes, not only in ND, but from around the country. We average about 675-700 students in a given semester. We have about 1700 students in a year's time. We are owned and operated by the five tribes of ND.

Senator Freborg asks, "What prompted the major increase, from 2008-2009, to 2009-2010?

David Gipp states that part of that is due to tremendous waiting lists at UTTC. I know that that is true at our tribal colleges. Our biggest waiting list is generally, a single parent family, with small children. That is our largest waiting list. Then, there are the single students. The biggest limitation is the lack of housing that we have. We are basically a campus-based institution. Some of our students do transfer to other colleges.

Senator Flakoll asks if we were to look at the FTE's, since these are non duplicated, might there not be as dramatic a difference in that because you may have more growth in those that are taking one or two classes?

David Gipp states his summation is probably correct.

Senator Flakoll asks what the current tuition and fees would be for some kind of credit or year or term?

David Gipp states that we raised our rate this past year from \$89, that's what it was for the past 30 years, to \$120 this year due to losing so much money. We try to keep our tuition rates, relatively low. The only college that is less than us is Turtle Mountain Community College.

Senator Flakoll states that the more financial involvement the state has, for lack of a better word, the more "micromanaging" we will do. Are you prepared for more state involvement in some of what you do if we have more financial stake in that?

David Gipp states, if you are talking about "being accountable", I don't have a problem with that. We are that way with all the funds that we utilize. I don't see a problem with that.

Senator Freborg closes the hearing on HB 1363.

2011 SENATE STANDING COMMITTEE MINUTES

Senate Education Committee
Missouri River Room, State Capitol

HB 1363
March 9, 2011
Job # 15173

☐ Conference Committee

Committee Clerk Signature

Explanation or reason for introduction of bill/resolution:

Relating to grants for nonbeneficiary students enrolled in tribally controlled community colleges; and to provide an appropriation.

Minutes:

Senator Freborg states that unless the committee wants to handle HB 1363, without him, Senator Flakoll is strongly opposed to, not the million dollars, but the language that distributes the money in the first page, middle of the page, the underlined language.

Senator Heckaman asks if there is a cap on this? Is there any cap, there's \$10,000 for the first 10 and then \$500 for each of next? Is there any cap on the number of non beneficiary students there could be?

Senator Freborg states, "Not that I know of".

Senator Heckaman states that then the appropriation for \$1 million might not be sufficient?

Senator Freborg states, "Possibly". Senator Flakoll is strongly opposed to us making a determination on how that money is distributed.

Senator Heckaman asks, "How was it distributed before?" Was it on a per pupil basis?"

Senator Freborg states a straight appropriation.

Senator Heckamann asks, "How did each college?"

Senator Freborg states he doesn't know how it was distributed. It was not in the bill that goes out for student basis, that I know of. I don't remember that it was. That was \$750,000.

Senator Freborg asks committee if they want to hold discussion on HB 1363 and have Senator Flakoll make his case?

Committee concurs to hold discussion of HB 1363 until Senator Flakoll returns.

2011 SENATE STANDING COMMITTEE MINUTES

Senate Education Committee
Missouri River Room, State Capitol

Committee Work on HB 1363
March 16, 2011
15526

☐ Conference Committee

Committee Clerk Signature



Minutes:

See attachments

Senator Flakoll: handed out amendments 11.0188.03001 and the first page of the bill to show what needs to be kept from the first section from lines 15-18 (#1 & #2 attachments). "The remainder of any amount appropriated and available for distribution during each year of the biennium must be prorated among all other full-time equivalent nonbeneficiary students." The amendment is that under Section 1 subsection 1 it's requiring they provide a name and address of the students by campus. Subsection 2 is the real change to the bill; as it came to the Senate it had a kind of tiered mechanism, and essentially what it would do was make them take it up every session. The amendment would have the amount correspond with those amounts of monies that come from the federal government in the most recent year. For example, in the range of \$5,837 were provided for each Native American student at the colleges, this number would match that and could float accordingly. In the event that the federal government decides to do away with funding, this would be what the most recent level is. If it is discontinued the amount would retain at the \$5,837 level.

Talked about some reports—graduation rates of those students, what percent of the budget does this cover for those various colleges on a campus by campus basis to get a better handle on the information. Still very new into this; this is the third session they've had the bill. It failed five sessions in a row and then passed for the two prior sessions. Now have it before them again. With the amendments, wants to couple the language to take any remaining funds (if there are any) and roll them on a contingency basis so that if they have 20 students, then get more dollars if contingency dollars available.

Moved to adopt the amendment 11.0188.03001 with the addition of the last sentence on lines 15-18 of the bill; second by **Senator Gary Lee**. Important to remember that the most significant change the bill brings is still intact; going from \$700,000 to \$1 million; these proposed amendments do not change that in any way. Motion carried 7-0-0 (Vote 1A)

Senator Flakoll: Move a Do Pass as amended to Engrossed HB 1363 and rerefer to Appropriations; second by **Senator Gary Lee**. Motion carried 7-0-0 (Vote 1B). **Senator Flakoll** will carry the bill.

March 16, 2011

PROPOSED AMENDMENTS TO ENGROSSED HOUSE BILL NO. 1363

Page 1, replace lines 5 through 18 with:

"**SECTION 1. AMENDMENT.** Section 15-70-04 of the North Dakota Century Code is amended and reenacted as follows:

15-70-04. Submission of grant application - Distribution of grants.

1. In order to qualify for a grant under this chapter, an institutional tribally controlled community college shall submit an application at the time and in the manner required by the state board of higher education. The application must document:
 - a. Include the name and address of each student who qualifies for financial assistance under this chapter; and
 - b. Document the enrollment status of each student on whose account who qualifies for financial assistance under this chapter is sought.
2. If an application is approved, the state board of higher education shall distribute to each the tribally controlled community college, during each year of the biennium, five thousand three hundred dollars per full-time equivalent nonbeneficiary student an amount equivalent to the most recent per student payment provided in accordance with the Tribally Controlled Colleges and Universities Assistance Act of 1978 [25 U.S.C. 20] for each nonbeneficiary student who is a resident of this state. If the amount appropriated is insufficient to meet the requirements of this section, the board shall distribute a prorated amount per full-time equivalent nonbeneficiary student prorate the amount to be distributed.
3. At the time and in the manner determined by the state board of higher education, each tribally controlled community college receiving assistance under this section shall file a report indicating:
 - a. The graduation rate of nonbeneficiary students; and
 - b. The ratio between the amount of funding received by the tribally controlled community college under this section and the college's annual budget."

Renumber accordingly

#1 HB 1363

Date: 3/16/11
Roll Call Vote # 1A

2011 SENATE STANDING COMMITTEE ROLL CALL VOTES
BILL/RESOLUTION NO. 1363

Senate Education Committee

☐ Check here for Conference Committee

Legislative Council Amendment Number 11. 0188.03001 with further amend
to keep 15-18 circled

Action Taken: ☒ Do Pass ☐ Do Not Pass ☐ Amended ☒ Adopt Amendment

☐ Rerefer to Appropriations ☐ Reconsider

Motion Made By Sen. Flakoll Seconded By Sen. Gary Lee

Senators	Yes	No	Senators	Yes	No
Chairman Layton Freborg	X		Senator Joan Heckaman	X	
Vice Chair Donald Schaible	X		Senator Richard Marcellais	X	
Senator Tim Flakoll	X				
Senator Gary A. Lee	X				
Senator Larry Luick	X				

Total (Yes) 7 No 0

Absent 0

Floor Assignment _____

If the vote is on an amendment, briefly indicate intent:

Replace sect. 1 except the last sentence on
lines 15-18.

Date: 3-16-11
Roll Call Vote # 1B

2011 SENATE STANDING COMMITTEE ROLL CALL VOTES
BILL/RESOLUTION NO. 1363

Senate Education Committee

☐ Check here for Conference Committee

Legislative Council Amendment Number _____

Action Taken: ☒ Do Pass ☐ Do Not Pass ☒ Amended ☐ Adopt Amendment
☒ Rerefer to Appropriations ☐ Reconsider

Motion Made By Sen. Flakoll Seconded By Sen. G. Lee

Senators	Yes	No	Senators	Yes	No
Chairman Layton Freborg	X		Senator Joan Heckaman	X	
Vice Chair Donald Schaible	X		Senator Richard Marcellais	X	
Senator Tim Flakoll	X				
Senator Gary A. Lee	X				
Senator Larry Luick	X				

Total (Yes) 7 No 0

Absent 0

Floor Assignment Sen. Flakoll

If the vote is on an amendment, briefly indicate intent:

REPORT OF STANDING COMMITTEE

HB 1363, as engrossed: Education Committee (Sen. Freborg, Chairman) recommends **AMENDMENTS AS FOLLOWS** and when so amended, recommends **DO PASS** and **BE REREFERRED** to the **Appropriations Committee** (7 YEAS, 0 NAYS, 0 ABSENT AND NOT VOTING). Engrossed HB 1363 was placed on the Sixth order on the calendar.

Page 1, replace lines 5 through 18 with:

"**SECTION 1. AMENDMENT.** Section 15-70-04 of the North Dakota Century Code is amended and reenacted as follows:

15-70-04. Submission of grant application - Distribution of grants.

1. In order to qualify for a grant under this chapter, an institutiona tribally controlled community college shall submit an application at the time and in the manner required by the state board of higher education. The application must document:
 - a. Include the name and address of each student who qualifies for financial assistance under this chapter; and
 - b. Document the enrollment status of each student on whose account who qualifies for financial assistance under this chapter is sought.
2. If an application is approved, the state board of higher education shall distribute to each the tribally controlled community college, during each year of the biennium, five thousand three hundred dollars per full-time equivalent nonbeneficiary student an amount equivalent to the most recent per student payment provided in accordance with the Tribally Controlled Colleges and Universities Assistance Act of 1978 [25 U.S.C. 20] for each nonbeneficiary student who is a resident of this state. If the amount appropriated is insufficient to meet the requirements of this section, the board shall distribute a prorated amount per full-time equivalent nonbeneficiary studentprorate the amount to be distributed.
3. If after meeting the requirements of this section any amount remains available for distribution at the conclusion of each year of the biennium, the state board of higher education shall provide prorated distribution based on criteria set forth in this section.
4. At the time and in the manner determined by the state board of higher education, each tribally controlled community college receiving assistance under this section shall file a report indicating:
 - a. The graduation rate of nonbeneficiary students; and
 - b. The ratio between the amount of funding received by the tribally controlled community college under this section and the college's annual budget."

Renumber accordingly

2011 SENATE APPROPRIATIONS

HB 1363

2011 SENATE STANDING COMMITTEE MINUTES

Senate Appropriations Committee Harvest Room, State Capitol

HB 1363
03-23-2011
Job # 15858

☐ Conference Committee

Committee Clerk Signature

Explanation or reason for introduction of bill/resolution:

A BILL RELATING TO GRANTS FOR NONBENEFICIARY STUDENTS ENROLLED IN TRIBALLY CONTROLLED COMMUNITY COLLEGES; AND TO PROVIDE AN APPROPRIATION.

Minutes:

See attached testimony. 1 - 6

Chairman Holmberg called the committee to order on Wed, March 23 at 8:30 am. Roll call was taken. All committee members were present. Tammy R. Dolan, OMB and Brady Larson, Legislative Council were also present. Subcommittee for this bill will be Chairman Holmberg, V. Chair Bowman, Senator Krebsbach, and Senator Robinson.

Representative Jim Kasper, District 46, Fargo, a bill that provides a small amount of grant money to 5 colleges testified in favor of HB 1363 and written Testimony attached # 1. He talked about the history of the bill and what the bill intends to do and why we believe it is so important to continue the tradition that we have established here in the North Dakota Legislature. House bill 1363 provides grants to the five tribal colleges to help fund college expenses for non beneficiary students. Non beneficiary students are non native students who do not qualify for federal funding. The federal government provides partial funding to the tribal colleges for Native Americans students of approximately \$5900 per year per student, but does not provide any funding for the non-beneficiary students. The five North Dakota tribal colleges do charge tuition fees for students who attend the colleges and they charge the same low tuition fees for Native American students as well as non-native American students. In the 2007 legislative assembly, with the support of Governor Hoeven, Chancellor Bill Goetz and the Legislative Assembly on both sides of the aisle, we began providing grants to the five tribal colleges for the non-beneficiary students. We continue this funding in the 2009 legislature with the successful passage today and the next number of days of HB 1363. We will continue this tradition of support for our tribal colleges through partial funding of the expenses for the non-beneficiary students. The funding for HB1363 comes from an appropriate source, from the state's share of the oil and gas production taxes that the state of North Dakota receives. The 2007 legislative session authorized Governor Hoeven to compact with Fort Berthold to determine how to share the revenue of the oil production on Fort Berthold. Because there had been little certainty of laws and taxes, to the oil companies, regarding the oil development on Fort Berthold, these companies were reluctant to drill on the Fort Berthold reservation. With the successful implementation of the tribal state oil compact, oil drilling began in earnest at Fort

Berthold in 2008. To date through February and now through March of this year, if you refer to the chart, we will see that the state's share of the oil production tax is over \$61 Million dollars. If you refer to the far right hand side of the chart, the three blue columns, these show on the 3rd column from the left the Fort Berthold share of the oil tax revenue. These are monthly numbers beginning back in July of 2008 the middle column is the state's share of the taxes from the production at Fort Berthold. The far right hand column is the total tax generated. Testimony attached #1. We can see that to date through March of this year, the tribes share has been \$28.5 million and the state of North Dakota share has been \$61 Million. If you notice the monthly numbers we are now approaching \$5 million dollars per month of oil tax revenue from the Fort Berthold reservation oil production.

This is where the funding comes from for HB 1363. The bill provides that the funding mechanism for 1363 comes from these taxes the state's share of the taxes. HB 1363, will provide funding of \$1 Million dollars from the state's share of the taxes we receive from Fort Berthold oil and gas and distribute them to the 5 tribal colleges in North Dakota. You will recall committee members Governor Dalrymple in his State of the State message to our joint session in the House and Senate earlier this session, talked about the importance he places on education for our North Dakota students. In fact Governor Hoeven felt the same way. He had provided in his Executive Budget a line item for \$1 Million dollars of funding for the benefits that were talking about in HB 1363. Because we had provided the funding mechanism through the oil tax from Fort Berthold, we decided that we would keep HB 1363 with its' funding in- tact and so the funding from the Governors budget has been removed. It is still a line item, but the funding has been removed and is in fact is in this bill. If you recall Chairman Tex Hall newly elected at that time and in his remarks to our joint House and Senate session thanked the North Dakota Legislature for our support of the tribal colleges in our funding the past two sessions. Chancellor Goetz has continued working with the tribal colleges through on-going meetings at the Executive Level with the college presidents to continue the cooperation and collaboration between North Dakota University Systems and the North Dakota Tribal Colleges. Your continued support of the very successful tradition of this legislation, which we began in 2007, with the support of HB 1363, will continue our support of the 5 tribal colleges in North Dakota and the great work they do to help educate and improve the lives of North Dakota citizens who need desperately to continue their education so they can better their lives and their families lives and their communities lives. As well as to help the state of north Dakota move forward in a positive manner. The college presidents and their staff, some of them not in attendance due to the weather, because we have a good contingency here are going to share with you what has happened over the last number of years and the importance of continuing this funding level that we have in the past through HB 1363. I would answer any questions.

Representative Raeann Kelsch, District 34, Mandan, in support of HB 1363. Since I am the one who carries the bill down to appropriations, if there are any questions about funding, the fact the funding was left in this bill and not in the Board of Higher Education bill I could answer that question.

Chairman Holmberg: It was a unique way to fund this, utilizing the money that is coming to the state from tribal lands.

Laurel Vermillion: President, Sitting Bull College and President of ND Association of Tribal Colleges Testified in favor of HB 1363 and provided Testimony attached # 2. (14.45) As

chair of North Dakota Association of Tribal College and President of Sitting Bull College we urge this committee to give a do pass recommendation for HB 1363. At this time I would like to introduce our non beneficiary student, Steven Lugar.

Steven Lugar: I am one of the non beneficiary students from Sitting Bull College. I recently graduated this last spring. I graduated with a Bachelor in the Education program. I am currently teaching down there as well. I watched this college grow from small, basically a one building school into what it has become now, about 4-5 buildings down there. Anything I could've asked for was available to me. I've been to college at BSC, and I've been to Grand Forks, and just never really found my nitch, but once I got down there, it was easy for me to get together whatever I wanted to do with my life. Teachers are available non- stop, the class sizes were small enough that if I did have any problems I was able to go to whom I wanted to when I needed to. It seems like some other schools just didn't have that openness, to where I could go and do that. I received a sense of North Dakota history. The tuition I had to pay was lower because my father was a teacher there. It didn't cost a whole lot, but, the education was well worth what I got out of it.

Jim Davis: President of Turtle Mountain Community College testified in favor of HB 1363 and provided written Testimony attached # 3. I strongly recommend a "do pass" by this committee for this bill. From my office standpoint, prior to my appointment here, I do serve as adjunct instructor, worked for United Tribes Technical College and so I know the value of what this bill would do for non-beneficiary students who attend these colleges. Also when I look at this bill, and I watched this bill from its inception 6 years ago, I really used this bill as a model not only as a state model of tribal state relations, but also it is a model for our country. Other states do not do this type of work that we do here; the type of relationships through these bills. So again, I utilize this bill in a lot of the work I do and how good relationships work in our state.

Senator Wardner: Can you estimate, approximately how many students attend each one of the tribal colleges if you have approximate number? **Chairman Holmberg:** It's in the first testimony we got towards the end.

Senator Christmann: When we talk about beneficiary students versus non-beneficiary students, what exactly is the line? How do you differentiate? **Jim Davis:** From my perspective, I know there are other answers better than mine. But non-beneficiary again is a non native attending a tribal college from what I see. How that is determined, there is a talk of formulas and I would like to defer that question to a tribal college president.

Chairman Holmberg: This particular bill will go into the subcommittee made of Chairman Holmberg, V. Chair Bowman, Senator Krebsbach, and Senator Robinson.

Alex Johnson: Past student of TMCC, Assistant Professor in the Department of Technology at UND. Testified in favor of HB 1363 and provided written Testimony attached # 4. I had no trouble transferring and the instructors were very qualified. Often times at the university and it's unfortunate to say this, a lot of times, the university classes you get in there as a freshman, you're going into these large lectures and lot of times the instructor you get are graduate students who may be inexperienced or are foreign so it's hard to understand them. I first looked at being an English professor, but I didn't know exactly what I was going to do with that down the road. I switched over and decided I would look at engineering and eventually by that

time, I finally figured out that industrial technology was the degree I was interested in. It gave me some time to kind of prepare. It was less expensive because I was able to live at home, tuition was a lot less than what I was dealing with at the university, and overall it was just a great experience.

It is a wonderful chance for students in this state to be able to attend these tribal colleges and get college credit, before coming down to the university. In my time at the university, I do see a lot of students that come in as freshman level that are unprepared for the realities of college life. They get into the university and they struggle, they get into these big lecture-able classes. They get into a large environment that's uncomfortable for them. Unfortunately I do see a fair number of them that actually do fail within that first year. I think for me one of the things that saved me in that sense is that I did have some time to actually think about what I wanted to do, it gave me some time to actually ponder what I wanted to do down the road and give me a chance to get my generals out of the way. It kind of helped me get into a condition where I was prepared to actually transfer to the university. When I got to the university I found a lot of the problems that I had in high school, had disappeared by that time. I'd been able to work through some of my problems academically. I was able to mature enough so that I was able to affront the university situation and do okay with it. I guess my past record in academics that I've shown what I got at Turtle Mountain was certainly wasn't something that hampered me down the road.

I was able to go through, both a Bachelors', Master's and then the PHD at UND. I think the foundation that I got at Turtle Mountain really did help me on that. I think the one thing to keep in mind when you're looking at this, is a lot of students in this state really could benefit from going to these two year schools. I think giving them that time to prepare and be able to get an economical education before they transfer down to the university is something that is very valuable. I never ended up taking out student loans when I was in undergraduate largely because I was able to save a lot of money going to the tribal college. I didn't take student loans out, when I was going through both, my undergraduate or my masters' degree at UND. It wasn't until I finished my PHD that I found out that that I am sitting \$40,000 in financial aid loans from that point. That is reasonable for me right now. I can afford that. If I had racked up an additional \$30,000-\$40,000 going through my undergraduate program I think that would've been a very definite hamper to me down the road. I think that is also something to consider. Other things like its' very valuable, we have a good relationship, they do transfer down, it gives them an option to get it at a lower rate. I think the last time I heard, Turtle Mountains' tuition was right around \$1000 for a semester. At UND were much more than double that right now I think it's upwards of about \$2500. There is a significant cost savings. I didn't have to pay for text books. That is a reality you get when you get to the university. They have to pay for a lot of expenses. Tribal college that I went to a lot of that was taken care of; I didn't have to worry about it. There's a chance to mature, a chance to get a decent education at a very reasonable cost. I can say it was definitely a valuable experience.

Chairman Holmberg: One point, that was of interest of course I think to a lot of committee members is because we look at trying to balance affordability of going to higher education and then trying to balance that against what happens to the student instead of having \$40,000- having \$70,000 you might have that in order to pay back those loans you would've had to moved to Denver or Minneapolis. We prefer to keep you in the state.

Alex Johnson: I wanted to stay in the state of ND, a lot of friends wanted to stay in the state, there is a lot of success stories.

David M. Gipp: President United Tribes Technical College: I am here to support HB 1363 and provided written Testimony attached #5. We average about 47-50 students per semester at our institution. That averages to 675-700 students in a given semester. That is the non beneficiary population of about 47-50 on average. They principally enroll in two major areas at our institution; the Licensed Practical Nurses program, our medical transcription program and our health information program. Many of the non beneficiary students are those in my view, have kind of fallen through the cracks in terms of other opportunities at other institutions.

The requirement for our tribes in this region is that you have to be at least $\frac{1}{4}$ but under Federal Indian Law to qualify as a citizen of a particular tribal nation. That is the thing that sometimes excludes some of those people as well in their own local communities. They don't often times have the benefits that may come with that tribal affiliation. We also note that HB1363 has been amended by the Senate Education Committee to remove a formula and that there is some debate about this. We would recommend of course that we would agree with the final outcome and that be taken up during conference committee. Background history cited. We offer seventeen degree programs and about the same number in certificate programs. We are adding three four year degree programs, in Business Administration, Teacher Education and Criminal Justice; all very big major needs in tribal communities. Once again North Central Accreditation will be coming and we hope to get ten more years of accreditation. We understand the House has amended the bill to reduce the amount of the total appropriation to \$1million dollars, the amount provided in the Governors budget. We accept the action of the House in this matter but we do urge the Senate Appropriations Committee give a Do Pass as a recommendation for HB 1363 as amended.

Evelyn North: Chair of the Nursing Program at United Tribes Technical College (UTTC) She read the testimony of Alisa Maus, a nursing student at UTTC Testimony attached # 6.

No questions.

Chairman Holmberg we will close the hearing.


2011 SENATE STANDING COMMITTEE MINUTES

Senate Appropriations Committee Harvest Room, State Capitol

HB 1363
04-04-2011
Job # 16328

☐ Conference Committee

Committee Clerk Signature



Explanation or reason for introduction of bill/resolution:

A ROLL CALL VOTE FOR A DO NOT PASS IN REGARDS TO GRANTS FOR NONBENEFICIARY STUDENTS ENROLLED IN TRIBALLY CONTROLLED COMMUNITY COLLEGES.

Minutes:

You may make reference to "attached testimony."

Chairman Holmberg called the committee back to order in reference to HB 1363. Tammy R. Dolan, OMB and Becky J. Keller, Legislative Council were also present.

Senator Robinson moved a DO NOT PASS. Seconded by V. Chair Grindberg.

Chairman Holmberg: Any discussion. Call the Roll on HB 1363.

A ROLL CALL VOTE WAS TAKEN: YEA; 12; NAY: 1, ABSENT: 0. MOTION CARRIED.

Chairman Holmberg will carry the bill. (it will be after 1003) The hearing was closed on HB 1363.

Date: 4-4-11Roll Call Vote # 1

2011 SENATE STANDING COMMITTEE ROLL CALL VOTES

BILL/RESOLUTION NO. 1363Senate APPROPRIATIONS Committee☐ Check here for Conference Committee

Legislative Council Amendment Number _____

Action Taken: ☐ Do Pass ☒ Do Not Pass ☐ Amended ☐ Adopt Amendment
☐ Rerefer to Appropriations ☐ Reconsider

Motion Made By Robinson Seconded By Grindberg

Senators	Yes	No	Senators	Yes	No
Chairman Holmberg	✓		Senator Warner	✓	
Senator Bowman	✓		Senator O'Connell	✓	
Senator Grindberg	✓		Senator Robinson	✓	
Senator Christmann	✓				
Senator Wardner	✓				
Senator Kilzer	✓				
Senator Fischer		✓			
Senator Krebsbach	✓				
Senator Erbele	✓				
Senator Wanzek	✓				

Total (Yes) 12 No 1Absent 0Floor Assignment Holmberg

If the vote is on an amendment, briefly indicate intent:

REPORT OF STANDING COMMITTEE

HB 1363, as engrossed and amended: Appropriations Committee (Sen. Holmberg, Chairman) recommends DO NOT PASS (12 YEAS, 1 NAYS, 0 ABSENT AND NOT VOTING). Engrossed HB 1363, as amended, was placed on the Fourteenth order on the calendar.

2011 TESTIMONY

HB 1363

**Oil and Gas Gross Production and Oil Extraction Tax Collections From Oil Production within the Fort Berthold Reservation
And Approximate Distributions of Tribal Production-Related Oil Taxes (Actual Distributions are made by State Treasurer and may vary slightly)**

Production Month	Tax Paid Month	Distribution Month	Gross Production Tax Revenue		Oil Extraction Tax Revenue		Oil Extraction Tax Distribution		G/L Prod & Oil Extr. Distribution Combined					
			Non-Trust	Trust	Total	Title	State, etc.	Total	Title	State, etc.	Total			
Jul 08	Aug 08	Sep 08	\$ 1,038,484.14	\$ 31,905.42	\$ 1,070,389.56	\$ 223,649.54	\$ 846,740.02	\$ 1,070,389.56	\$ 636,416.32	\$ 29,289.26	\$ 665,705.48	\$ 14,644.63	\$ 651,060.85	\$ 665,705.48
Aug	Sep	Oct	\$ 1,200,210.95	\$ 39,854.04	\$ 1,240,064.99	\$ 259,969.21	\$ 980,095.78	\$ 1,240,064.99	\$ 578,948.03	\$ 5,578.63	\$ 117,764.32	\$ 561,181.72	\$ 543,419.40	\$ 1,236,095.40
Sep	Oct	Nov	\$ 1,042,392.48	\$ 84,567.80	\$ 1,126,960.28	\$ 250,762.40	\$ 876,197.88	\$ 1,126,960.28	\$ 13,980.76	\$ 98,041.61	\$ 112,022.37	\$ 49,020.81	\$ 63,001.57	\$ 118,022.37
Oct	Nov	Dec	\$ 608,247.44	\$ 96,417.58	\$ 704,665.02	\$ 169,858.28	\$ 534,806.74	\$ 704,665.02	\$ 4,631.42	\$ 11,340.68	\$ 118,472.10	\$ 56,920.34	\$ 61,551.76	\$ 118,472.10
Nov	Dec	Jan 09	\$ 740,557.34	\$ 40,387.69	\$ 780,945.03	\$ 168,305.31	\$ 612,639.72	\$ 780,945.03	\$ 18,091.71	\$ 48,610.67	\$ 66,702.38	\$ 24,305.34	\$ 42,397.05	\$ 66,702.38
Dec	Jan 09	Feb	\$ 303,966.55	\$ 24,894.46	\$ 328,861.01	\$ 73,240.54	\$ 255,620.47	\$ 328,861.01	\$ 4,127.30	\$ 27,778.39	\$ 31,905.69	\$ 13,889.20	\$ 18,016.50	\$ 31,905.69
Jan 09	Feb	Mar	\$ 319,217.12	\$ 20,482.17	\$ 339,699.29	\$ 74,004.51	\$ 265,614.78	\$ 339,699.29	\$ 2,539.03	\$ 25,717.71	\$ 28,256.74	\$ 9,919.54	\$ 11,397.69	\$ 28,256.74
Feb	Mar	Apr	\$ 331,178.24	\$ 19,441.80	\$ 350,620.04	\$ 75,956.55	\$ 274,663.49	\$ 350,620.04	\$ 1,479.17	\$ 19,839.08	\$ 21,318.25	\$ 11,398.71	\$ 21,318.25	\$ 21,318.25
Mar	Apr	May	\$ 439,024.77	\$ 42,983.13	\$ 482,007.90	\$ 109,308.52	\$ 372,759.38	\$ 482,007.90	\$ 5,324.09	\$ 49,983.93	\$ 55,307.96	\$ 24,991.97	\$ 30,316.00	\$ 55,307.96
Apr	May	Jun	\$ 399,023.76	\$ 54,928.99	\$ 453,952.75	\$ 107,269.25	\$ 346,683.50	\$ 453,952.75	\$ 2,706.67	\$ 68,794.15	\$ 68,794.15	\$ 35,750.41	\$ 35,750.41	\$ 68,794.15
May	Jun	Jul	\$ 606,574.82	\$ 139,363.67	\$ 745,938.49	\$ 190,996.80	\$ 554,941.69	\$ 745,938.49	\$ 26,415.40	\$ 176,556.52	\$ 202,971.92	\$ 88,278.26	\$ 114,693.66	\$ 202,971.92
Jun	Jul	Aug	\$ 735,601.99	\$ 170,211.05	\$ 905,813.04	\$ 232,225.92	\$ 673,587.12	\$ 905,813.04	\$ 3,508.04	\$ 208,440.92	\$ 204,923.88	\$ 104,220.46	\$ 100,712.42	\$ 204,923.88
Jul	Aug	Sep	\$ 948,268.06	\$ 177,012.06	\$ 1,125,280.12	\$ 278,153.64	\$ 847,126.48	\$ 1,125,280.12	\$ 12,032.66	\$ 224,196.09	\$ 236,228.75	\$ 112,098.05	\$ 124,130.71	\$ 236,228.75
Aug	Sep	Oct	\$ 1,425,612.17	\$ 229,269.45	\$ 1,654,874.62	\$ 399,753.66	\$ 1,255,120.96	\$ 1,654,874.62	\$ 13,941.92	\$ 290,325.86	\$ 304,267.78	\$ 145,162.93	\$ 159,104.85	\$ 304,267.78
Sep	Oct	Nov	\$ 1,754,375.33	\$ 266,369.83	\$ 2,020,745.16	\$ 484,059.98	\$ 1,536,685.18	\$ 2,020,745.16	\$ 11,071.14	\$ 336,552.12	\$ 347,623.26	\$ 168,276.06	\$ 179,347.20	\$ 347,623.26
Oct	Nov	Dec	\$ 1,839,829.58	\$ 472,007.82	\$ 2,312,037.40	\$ 604,069.83	\$ 1,707,967.57	\$ 2,312,037.40	\$ 10,685.39	\$ 606,884.66	\$ 617,670.05	\$ 303,492.33	\$ 314,177.72	\$ 617,670.05
Nov	Dec	Jan 10	\$ 1,861,724.71	\$ 373,401.21	\$ 2,235,125.92	\$ 559,045.55	\$ 1,676,080.37	\$ 2,235,125.92	\$ 14,421.75	\$ 474,732.88	\$ 489,154.13	\$ 237,366.44	\$ 251,787.69	\$ 489,154.13
Dec	Jan 10	Feb	\$ 1,640,199.07	\$ 358,036.98	\$ 1,998,236.05	\$ 507,058.30	\$ 1,491,177.75	\$ 1,998,236.05	\$ 1,161.02	\$ 454,422.12	\$ 455,583.14	\$ 227,211.06	\$ 228,372.08	\$ 455,583.14
Jan 10	Feb	Mar	\$ 1,758,252.78	\$ 366,661.36	\$ 2,124,914.14	\$ 534,981.24	\$ 1,589,932.90	\$ 2,124,914.14	\$ 13,826.40	\$ 465,172.18	\$ 482,998.58	\$ 234,586.09	\$ 248,412.49	\$ 482,998.58
Feb	Mar	Apr	\$ 2,240,348.13	\$ 2,806,559.09	\$ 5,046,907.22	\$ 1,210,383.98	\$ 3,836,523.24	\$ 5,046,907.22	\$ 11,761.98	\$ 797,147.61	\$ 808,904.59	\$ 398,571.31	\$ 410,333.29	\$ 808,904.59
Mar	Apr	May	\$ 2,745,919.06	\$ 592,780.15	\$ 3,338,699.21	\$ 845,573.89	\$ 2,493,125.32	\$ 3,338,699.21	\$ 11,583.20	\$ 759,191.84	\$ 770,773.04	\$ 379,595.92	\$ 391,179.12	\$ 770,773.04
Apr	May	Jun	\$ 2,534,805.50	\$ 793,436.54	\$ 3,328,242.04	\$ 903,679.37	\$ 2,424,562.67	\$ 3,328,242.04	\$ 10,843.59	\$ 1,011,541.34	\$ 1,022,384.93	\$ 506,770.67	\$ 516,614.26	\$ 1,022,384.93
May	Jun	Jul	\$ 2,114,209.79	\$ 600,007.23	\$ 2,714,217.02	\$ 722,845.57	\$ 1,991,371.45	\$ 2,714,217.02	\$ 8,678.14	\$ 765,865.40	\$ 774,543.54	\$ 382,932.70	\$ 391,610.84	\$ 774,543.54
Jun	Jul	Aug	\$ 2,853,241.67	\$ 563,055.44	\$ 3,416,297.11	\$ 852,176.05	\$ 2,564,121.06	\$ 3,416,297.11	\$ 11,336.73	\$ 712,056.87	\$ 723,393.60	\$ 356,028.44	\$ 367,365.17	\$ 723,393.60
Jul	Aug	Sep	\$ 2,850,754.45	\$ 942,150.38	\$ 3,792,904.83	\$ 1,041,226.08	\$ 2,751,678.75	\$ 3,792,904.83	\$ 9,003.96	\$ 1,200,310.14	\$ 1,209,314.10	\$ 600,155.07	\$ 609,159.03	\$ 1,209,314.10
Aug	Sep	Oct	\$ 2,906,622.78	\$ 1,348,304.17	\$ 4,254,926.95	\$ 1,255,476.64	\$ 2,999,450.31	\$ 4,254,926.95	\$ 10,058.42	\$ 1,733,662.46	\$ 1,743,720.88	\$ 866,831.23	\$ 876,889.65	\$ 1,743,720.88
Sep	Oct	Nov	\$ 3,317,408.77	\$ 1,186,412.00	\$ 4,503,820.77	\$ 1,256,687.75	\$ 3,247,133.02	\$ 4,503,820.77	\$ 15,585.14	\$ 1,524,710.30	\$ 1,540,295.44	\$ 762,355.15	\$ 777,940.79	\$ 1,540,295.44
Total			\$ 40,556,111.45	\$ 9,660,746.38	\$ 50,216,857.83	\$ 12,941,595.48	\$ 37,275,262.35	\$ 50,216,857.83	\$ 289,246.58	\$ 12,760,581.75	\$ 12,559,828.33	\$ 6,130,290.86	\$ 6,429,537.46	\$ 12,559,828.33
												\$ 19,071,888.36	\$ 43,704,799.81	\$ 62,776,681.17

(1) The state's share of Gross Production tax revenues are distributed to the state general fund, the permanent oil tax trust fund, the impact grant fund, the oil and gas research fund, and the producing counties, cities and school districts
(2) The state's share of Oil Extraction tax revenues are distributed to the state general fund, the permanent oil tax trust fund, the resources trust fund, education funds, and the oil and gas research fund

**Oil and Gas Gross Production and Oil Extraction Tax Collections From Oil Production within the Fort Berthold Reservation
And Approximate Distributions of Tribal Production-Related Oil Taxes (Actual Distributions are made by State Treasurer and may vary slightly)**

Production Month	Tax Paid Month	Distribution		Gross Production Tax Revenue		Gross Production Tax Distribution		Oil Extraction Tax Revenue		Oil Extraction Tax Distribution		Gr Prod & Oil Extr. Distribution Combined	
		Month	Month	Non-Trust	Trust	Total	Title	State, etc.	Trust	Total	Title	State, etc.	Total
Jul 08	Aug 08	Sep 08	Oct	\$ 1,038,484.14	\$ 31,905.42	\$ 1,070,389.56	\$ 223,649.54	\$ 846,740.02	\$ 1,070,389.56	\$ 636,416.22	\$ 20,289.26	\$ 656,705.48	\$ 238,294.17
Aug	Sep	Oct	Nov	\$ 390,654.04	\$ 8,567.80	\$ 399,221.84	\$ 259,969.21	\$ 980,095.78	\$ 1,240,064.99	\$ 578,948.03	\$ 35,528.63	\$ 614,476.66	\$ 418,917.07
Sep	Oct	Nov	Dec	\$ 1,002,210.95	\$ 84,567.80	\$ 1,086,778.75	\$ 250,762.40	\$ 836,016.35	\$ 1,336,790.28	\$ 685,743.72	\$ 40,020.81	\$ 726,764.53	\$ 506,764.53
Oct	Nov	Dec	Jan 09	\$ 608,247.44	\$ 96,417.58	\$ 704,665.02	\$ 169,858.28	\$ 534,806.74	\$ 704,665.02	\$ 4,631.42	\$ 113,840.68	\$ 118,472.10	\$ 299,273.20
Nov	Dec	Jan 09	Feb	\$ 740,557.34	\$ 40,387.69	\$ 780,945.03	\$ 168,305.31	\$ 612,639.72	\$ 780,945.03	\$ 18,091.71	\$ 48,610.67	\$ 66,702.38	\$ 596,558.50
Dec	Jan 09	Feb	Mar	\$ 303,966.55	\$ 24,894.46	\$ 328,861.01	\$ 73,240.54	\$ 255,620.47	\$ 328,861.01	\$ 4,127.90	\$ 27,778.39	\$ 31,906.29	\$ 360,766.62
Jan 09	Feb	Mar	Apr	\$ 319,217.12	\$ 20,482.17	\$ 339,699.29	\$ 74,004.51	\$ 265,694.78	\$ 339,699.29	\$ 2,539.03	\$ 19,839.08	\$ 22,378.11	\$ 86,943.36
Feb	Mar	Apr	May	\$ 331,178.24	\$ 19,441.80	\$ 350,620.04	\$ 75,956.55	\$ 274,663.49	\$ 350,620.04	\$ 1,499.17	\$ 16,839.08	\$ 18,338.25	\$ 286,062.20
Mar	Apr	May	Jun	\$ 439,084.77	\$ 42,983.13	\$ 482,067.90	\$ 109,308.52	\$ 372,759.38	\$ 482,067.90	\$ 5,324.03	\$ 49,089.93	\$ 54,413.96	\$ 134,300.48
Apr	May	Jun	Jul	\$ 399,023.76	\$ 54,928.99	\$ 453,952.75	\$ 107,269.25	\$ 346,683.50	\$ 453,952.75	\$ 2,706.67	\$ 68,794.15	\$ 71,490.82	\$ 322,746.51
May	Jun	Jul	Aug	\$ 606,574.82	\$ 139,363.67	\$ 745,938.49	\$ 190,996.80	\$ 554,941.69	\$ 745,938.49	\$ 26,415.40	\$ 176,556.52	\$ 202,971.92	\$ 669,933.35
Jun	Jul	Aug	Sep	\$ 735,601.99	\$ 170,211.05	\$ 905,813.04	\$ 232,225.92	\$ 673,587.12	\$ 905,813.04	\$ 13,508.04	\$ 208,440.92	\$ 221,948.96	\$ 336,048.38
Jul	Aug	Sep	Oct	\$ 948,268.06	\$ 177,012.06	\$ 1,125,280.12	\$ 278,159.64	\$ 847,120.48	\$ 1,125,280.12	\$ 12,032.66	\$ 224,596.09	\$ 236,628.75	\$ 390,257.69
Aug	Sep	Oct	Nov	\$ 1,425,612.17	\$ 229,262.45	\$ 1,654,874.62	\$ 399,753.66	\$ 1,255,120.96	\$ 1,654,874.62	\$ 13,941.92	\$ 290,325.86	\$ 304,267.78	\$ 544,916.59
Sep	Oct	Nov	Dec	\$ 1,754,375.33	\$ 266,369.83	\$ 2,020,745.16	\$ 484,059.98	\$ 1,536,685.18	\$ 2,020,745.16	\$ 11,071.14	\$ 336,552.12	\$ 347,623.26	\$ 523,336.04
Oct	Nov	Dec	Jan 10	\$ 1,839,829.58	\$ 472,207.82	\$ 2,312,037.40	\$ 559,045.55	\$ 1,752,991.85	\$ 2,312,037.40	\$ 10,685.39	\$ 606,584.66	\$ 617,269.05	\$ 907,562.16
Nov	Dec	Jan 10	Feb	\$ 1,861,724.71	\$ 373,401.21	\$ 2,235,125.92	\$ 507,058.30	\$ 1,728,067.62	\$ 2,235,125.92	\$ 14,421.25	\$ 474,732.88	\$ 489,154.13	\$ 796,411.99
Dec	Jan 10	Feb	Mar	\$ 1,640,199.07	\$ 358,086.98	\$ 1,998,286.05	\$ 507,058.30	\$ 1,491,227.75	\$ 1,998,286.05	\$ 1,161.02	\$ 454,472.12	\$ 455,639.14	\$ 754,263.36
Jan 10	Feb	Mar	Apr	\$ 1,758,252.78	\$ 366,661.36	\$ 2,124,914.14	\$ 534,981.24	\$ 1,589,932.90	\$ 2,124,914.14	\$ 13,816.40	\$ 469,172.18	\$ 482,998.58	\$ 769,567.33
Feb	Mar	Apr	May	\$ 2,240,348.13	\$ 626,210.96	\$ 2,866,559.09	\$ 761,175.11	\$ 2,105,383.98	\$ 2,866,559.09	\$ 11,761.98	\$ 797,442.61	\$ 809,204.59	\$ 1,159,746.41
Mar	Apr	May	Jun	\$ 2,745,919.06	\$ 592,780.15	\$ 3,338,699.21	\$ 845,573.89	\$ 2,493,125.32	\$ 3,338,699.21	\$ 11,583.20	\$ 759,191.84	\$ 770,775.04	\$ 1,225,189.81
Apr	May	Jun	Jul	\$ 2,534,805.50	\$ 793,436.54	\$ 3,328,242.04	\$ 903,679.37	\$ 2,424,562.67	\$ 3,328,242.04	\$ 10,843.59	\$ 1,011,541.34	\$ 1,022,384.93	\$ 1,409,490.04
May	Jun	Jul	Aug	\$ 2,114,209.79	\$ 600,007.23	\$ 2,714,217.02	\$ 722,845.57	\$ 1,991,371.45	\$ 2,714,217.02	\$ 8,678.14	\$ 765,865.40	\$ 774,543.54	\$ 1,105,778.27
Jun	Jul	Aug	Sep	\$ 2,853,241.67	\$ 563,055.44	\$ 3,416,297.11	\$ 852,176.05	\$ 2,564,121.06	\$ 3,416,297.11	\$ 11,336.73	\$ 712,056.87	\$ 723,393.60	\$ 1,088,204.49
Jul	Aug	Sep	Oct	\$ 2,850,754.45	\$ 942,150.38	\$ 3,792,904.83	\$ 1,041,226.08	\$ 2,751,678.75	\$ 3,792,904.83	\$ 9,003.96	\$ 1,200,310.46	\$ 1,209,314.10	\$ 1,641,387.15
Aug	Sep	Oct	Nov	\$ 2,506,672.78	\$ 1,348,304.17	\$ 4,254,976.95	\$ 1,255,476.64	\$ 2,999,450.31	\$ 4,254,976.95	\$ 10,058.42	\$ 1,733,661.46	\$ 1,743,720.88	\$ 2,172,307.87
Sep	Oct	Nov	Dec	\$ 3,317,408.77	\$ 1,186,412.00	\$ 4,503,820.77	\$ 1,256,687.75	\$ 3,247,133.02	\$ 4,503,820.77	\$ 15,585.14	\$ 1,524,710.30	\$ 1,540,295.44	\$ 2,019,042.90
Total				\$ 40,556,111.45	\$ 9,660,746.38	\$ 50,216,857.83	\$ 12,941,595.48	\$ 37,275,262.35	\$ 50,216,857.83	\$ 299,246.58	\$ 12,260,381.75	\$ 12,559,828.33	\$ 19,071,886.36
													\$ 43,704,799.81
													\$ 62,776,684

(1) The state's share of Gross Production tax revenues are distributed to the state general fund, the permanent oil tax trust fund, the impact grant fund, the oil and gas research fund, and the producing counties, cities and school districts.
(2) The state's share of Oil Extraction tax revenues are distributed to the state general fund, the permanent oil tax trust fund, the resources trust fund, education funds, and the oil and gas research fund.

**Oil and Gas Gross Production and Oil Extraction Tax: Collections From Oil Production within the Fort Berthold Reservation
And Approximate Distributions of Tribal Production-Related Oil Taxes (Actual Distributions are made by State Treasurer and may vary slightly)**

Production Month	Tax Paid Month	Distribution Month	Gross Production Tax Revenue		Gross Production Tax Distribution		Oil Extraction Tax Revenue		Oil Extraction Tax Distribution		Gr Prod & Oil Exct. Distribution Combined						
			Non-Trust	Trust	Total	Title	State, etc.	Total	Non-Trust	Trust	Total	Title	State, etc.	Total			
Jul 08	Aug 08	Sep 08	\$ 1,038,484.14	\$ 31,905.42	\$ 1,070,389.56	\$ 223,649.54	\$ 846,740.02	\$ 1,070,389.56	\$ 636,416.22	\$ 29,289.26	\$ 665,705.48	\$ 14,644.63	\$ 651,060.85	\$ 238,294.17	\$ 1,497,800.87	\$ 1,736,095.	
Aug	Sep	Oct	1,200,210.95	39,854.04	1,240,064.99	259,684.21	980,095.78	1,240,064.99	(578,948.03)	35,528.63	(543,419.40)	17,764.32	(561,183.72)	277,733.53	418,912.07	696,645.	
Sep	Oct	Nov	1,007,297.48	84,567.80	1,126,960.28	250,782.40	876,177.88	1,126,960.28	13,980.01	98,041.61	112,022.37	49,020.81	63,001.52	112,022.37	226,778.62	596,358.50	
Oct	Nov	Dec	608,247.44	96,417.58	704,665.02	169,858.28	534,806.74	704,665.02	4,631.42	113,840.68	118,472.10	56,320.34	61,551.76	118,472.10	192,510.65	847,647.	
Nov	Dec	Jan 09	740,557.34	40,387.69	780,945.03	158,305.31	612,639.72	780,945.03	18,091.71	48,610.67	66,702.38	24,305.34	42,397.05	66,702.38	192,510.65	655,036.76	
Dec	Jan 09	Feb	303,966.55	24,884.46	328,851.01	73,240.54	255,620.47	328,851.01	4,127.30	27,778.39	31,905.69	13,889.20	18,016.50	31,905.69	87,123.74	273,636.97	
Jan 09	Feb	Mar	319,217.12	20,482.17	339,699.29	74,084.51	265,614.78	339,699.29	2,539.03	25,717.71	28,256.74	12,858.86	15,397.88	28,256.74	78,256.74	367,956	
Feb	Mar	Apr	331,178.24	19,441.80	350,620.04	75,056.55	274,663.49	350,620.04	1,479.17	19,839.08	21,318.25	9,919.54	11,398.71	21,318.25	85,876.09	286,062.20	
Mar	Apr	May	439,084.77	42,983.13	482,067.90	109,308.52	372,759.38	482,067.90	5,374.03	49,983.93	55,307.96	24,991.97	30,316.00	55,307.96	134,500.48	403,075.38	
Apr	May	Jun	399,023.76	54,928.99	453,952.75	107,269.25	346,683.50	453,952.75	2,706.67	66,087.48	68,794.15	33,043.74	35,750.41	68,794.15	140,312.99	382,433.91	
May	Jun	Jul	606,574.82	139,363.67	745,938.49	190,986.80	554,941.69	745,938.49	76,415.40	176,556.52	202,971.92	88,278.26	114,693.66	202,971.92	279,275.06	669,635.35	
Jun	Jul	Aug	735,601.99	170,211.05	905,813.04	232,225.92	673,587.12	905,813.04	(3,508.04)	208,440.92	204,932.88	104,220.46	100,712.42	204,932.88	336,446.38	774,299.54	
Jul	Aug	Sep	948,268.06	177,012.06	1,125,280.12	278,159.64	847,120.48	1,125,280.12	12,032.66	224,106.09	126,228.75	112,098.05	124,130.71	126,228.75	390,257.69	971,251.18	
Aug	Sep	Oct	1,425,612.17	229,262.45	1,654,874.62	399,733.66	1,255,120.96	1,654,874.62	13,941.92	290,335.86	304,267.78	145,162.93	159,104.85	304,267.78	544,916.59	1,414,235.81	
Sep	Oct	Nov	1,754,375.33	266,369.83	2,020,745.16	484,059.98	1,536,685.18	2,020,745.16	11,071.14	336,552.12	347,623.26	168,276.06	179,247.20	347,623.26	652,336.04	1,716,032.38	
Oct	Nov	Dec	1,839,823.58	472,207.82	2,312,031.40	604,068.88	1,707,962.57	2,312,031.40	10,685.39	606,984.66	617,670.05	303,492.33	314,177.72	617,670.05	907,562.16	2,022,145.29	
Nov	Dec	Jan 10	1,861,724.71	373,401.21	2,235,125.92	559,045.55	1,676,080.37	2,235,125.92	14,421.25	474,732.88	489,154.13	227,366.44	251,787.69	489,154.13	796,411.99	1,972,868.06	
Dec	Jan 10	Feb	1,640,199.07	358,036.98	1,998,236.05	507,858.30	1,491,177.75	1,998,236.05	1,161.02	454,422.12	455,593.14	227,211.06	228,372.08	455,593.14	754,289.36	1,739,549.83	
Jan 10	Feb	Mar	1,758,252.78	366,661.36	2,124,914.14	534,381.24	1,589,932.90	2,124,914.14	13,826.40	469,172.18	482,998.58	234,586.09	248,412.49	482,998.58	763,567.33	1,838,345.39	
Feb	Mar	Apr	2,240,348.13	616,210.96	2,856,559.09	761,175.11	2,105,383.98	2,856,559.09	11,761.98	797,142.61	808,904.59	398,571.31	430,333.29	808,904.59	1,159,746.41	2,815,717.27	
Mar	Apr	May	2,745,919.06	592,780.15	3,338,699.21	845,373.89	2,493,325.32	3,338,699.21	11,583.20	759,191.84	770,775.04	379,595.82	391,179.12	770,775.04	1,235,169.81	2,884,304.44	
Apr	May	Jun	2,534,805.50	793,436.54	3,328,242.04	903,679.37	2,424,562.67	3,328,242.04	10,843.59	1,011,541.34	1,022,384.93	505,770.67	516,614.26	1,022,384.93	1,409,450.04	2,941,176.93	
May	Jun	Jul	2,114,209.79	600,007.23	2,714,217.02	722,845.57	1,991,371.45	2,714,217.02	8,678.14	765,865.40	774,543.54	382,932.70	391,616.84	774,543.54	1,105,778.47	2,382,982.29	
Jun	Jul	Aug	2,853,241.67	563,055.44	3,416,297.11	832,176.05	2,584,121.06	3,416,297.11	11,336.73	712,056.87	723,393.60	356,028.44	367,365.17	723,393.60	1,208,204.49	2,831,486.22	
Jul	Aug	Sep	2,850,754.45	942,150.38	3,792,904.83	1,041,226.08	2,751,678.75	3,792,904.83	9,003.96	1,200,310.14	1,209,314.10	600,155.07	609,159.03	1,209,314.10	1,641,381.15	3,367,837.78	
Aug	Sep	Oct	2,906,622.78	1,348,304.17	4,254,926.95	1,255,478.64	2,999,448.31	4,254,926.95	10,058.42	1,733,662.46	1,743,720.88	866,831.23	876,889.65	1,743,720.88	2,122,307.87	3,976,339.96	
Sep	Oct	Nov	3,317,408.77	1,186,412.00	4,503,820.77	1,256,687.75	3,247,133.02	4,503,820.77	15,585.14	1,524,710.30	1,540,295.44	762,355.15	777,940.29	1,540,295.44	2,015,042.50	4,025,073.31	
Total			\$ 40,556,111.45	\$ 9,660,746.38	\$ 50,216,857.83	12,941,595.48	37,275,262.35	50,216,857.83	\$ 299,246.58	\$ 12,280,581.75	\$ 12,559,828.33	\$ 6,130,290.88	\$ 6,429,537.46	\$ 12,559,828.33	\$ 19,077,886.36	\$ 43,704,799.81	\$ 62,776,684

(1) The state's share of Gross Production tax revenues are distributed to the state general fund, the permanent oil tax trust fund, the impact grant fund, the oil and gas research fund, and the producing counties, cities and school districts
(2) The state's share of Oil Extraction tax revenues are distributed to the state general fund, the permanent oil tax trust fund, the resources trust fund, education funds, and the oil and gas research fund

**Oil and Gas Gross Production and Oil Extraction Tax Collections From Oil Production within the Fort Berthold Reservation
And Approximate Distributions of Tribal Production-Related Oil Taxes (Actual Distributions are made by State Treasurer and may vary slightly)**

Production Month	Tax Paid Month	Ostribution Month	Gross Production Tax Revenue		Gross Production Tax Distribution		Oil Extraction Tax Revenue		Oil Extraction Tax Distribution		Gr Prod & Oil Extr. Distribution Combined				
			Non-Tribal	Tribal	Total	State, et.c.	Total	Non-Tribal	Tribal	Total	Total	State, et.c.	Total		
Jan 08	Aug 08	Sep 08	\$ 1,038,484.14	\$ 31,905.42	\$ 1,070,389.56	\$ 223,649.54	\$ 846,740.02	\$ 1,070,389.56	\$ 636,416.22	\$ 29,289.26	\$ 665,705.48	\$ 14,444.63	\$ 651,060.85	\$ 238,294.17	\$ 1,735,095.47
Jul 08	Sep 08	Oct 08	\$ 1,200,210.95	\$ 98,544.04	\$ 1,240,064.99	\$ 259,969.21	\$ 980,095.78	\$ 1,240,064.99	\$ 578,998.03	\$ 35,578.63	\$ 1,276,643.62	\$ 77,764.32	\$ 651,183.72	\$ 418,912.07	\$ 6,666,455.95
Sep 08	Oct 08	Nov 08	\$ 1,002,292.48	\$ 84,567.80	\$ 1,126,560.28	\$ 250,762.40	\$ 876,797.88	\$ 1,126,560.28	\$ 13,980.76	\$ 98,041.61	\$ 112,022.37	\$ 49,020.81	\$ 61,051.57	\$ 59,139.50	\$ 8,233,987.41
Oct 08	Nov 08	Dec 08	\$ 608,247.44	\$ 96,417.58	\$ 704,665.02	\$ 169,858.28	\$ 534,806.74	\$ 704,665.02	\$ 4,631.42	\$ 113,840.68	\$ 118,472.10	\$ 56,520.34	\$ 61,551.76	\$ 118,472.10	\$ 226,778.62
Nov 08	Dec 08	Jan 09	\$ 740,557.34	\$ 40,387.69	\$ 780,945.03	\$ 168,306.31	\$ 612,638.72	\$ 780,945.03	\$ 18,091.71	\$ 48,610.67	\$ 66,702.38	\$ 24,305.34	\$ 42,397.05	\$ 66,702.38	\$ 192,610.65
Dec 08	Jan 09	Feb 09	\$ 303,966.55	\$ 24,894.46	\$ 328,861.01	\$ 73,240.54	\$ 255,620.47	\$ 328,861.01	\$ 4,127.30	\$ 77,778.39	\$ 81,905.69	\$ 13,889.20	\$ 18,016.50	\$ 31,905.69	\$ 87,129.74
Jan 09	Feb 09	Mar 09	\$ 319,217.12	\$ 20,482.17	\$ 339,699.29	\$ 74,084.51	\$ 265,614.78	\$ 339,699.29	\$ 2,539.03	\$ 75,717.71	\$ 78,256.74	\$ 12,858.86	\$ 15,878.69	\$ 28,756.49	\$ 367,966.56
Feb 09	Mar 09	Apr 09	\$ 331,178.24	\$ 19,441.80	\$ 350,620.04	\$ 75,956.55	\$ 274,663.49	\$ 350,620.04	\$ 1,479.17	\$ 19,839.08	\$ 21,318.25	\$ 9,919.54	\$ 13,988.71	\$ 21,318.25	\$ 305,876.09
Mar 09	Apr 09	May 09	\$ 439,084.77	\$ 42,933.13	\$ 482,067.90	\$ 109,308.52	\$ 372,759.38	\$ 482,067.90	\$ 5,324.03	\$ 49,983.93	\$ 55,307.96	\$ 24,991.97	\$ 30,316.96	\$ 55,307.96	\$ 124,300.48
Apr 09	May 09	Jun 09	\$ 399,023.76	\$ 54,328.99	\$ 453,352.75	\$ 107,269.25	\$ 346,083.50	\$ 453,352.75	\$ 2,706.67	\$ 68,794.15	\$ 71,490.82	\$ 33,043.74	\$ 35,350.41	\$ 68,794.15	\$ 160,312.99
May 09	Jun 09	Jul 09	\$ 606,574.82	\$ 139,363.67	\$ 745,938.49	\$ 190,996.80	\$ 554,941.69	\$ 745,938.49	\$ 176,556.52	\$ 202,971.92	\$ 379,528.41	\$ 88,278.26	\$ 70,971.92	\$ 202,971.92	\$ 948,910.10
Jun 09	Jul 09	Aug 09	\$ 735,601.99	\$ 170,211.05	\$ 905,813.04	\$ 232,225.92	\$ 673,587.12	\$ 905,813.04	\$ 13,508.04	\$ 208,440.92	\$ 204,932.88	\$ 104,220.46	\$ 100,712.42	\$ 204,932.88	\$ 336,446.38
Jul 09	Aug 09	Sep 09	\$ 948,268.06	\$ 177,012.06	\$ 1,125,280.12	\$ 278,159.64	\$ 847,120.48	\$ 1,125,280.12	\$ 12,032.66	\$ 234,296.09	\$ 246,328.75	\$ 112,098.05	\$ 134,130.71	\$ 234,228.75	\$ 594,257.69
Aug 09	Sep 09	Oct 09	\$ 1,425,612.17	\$ 229,562.45	\$ 1,654,874.62	\$ 399,753.66	\$ 1,255,120.96	\$ 1,654,874.62	\$ 13,941.92	\$ 290,325.86	\$ 304,267.78	\$ 159,104.85	\$ 159,104.85	\$ 304,267.78	\$ 949,916.69
Sep 09	Oct 09	Nov 09	\$ 1,754,375.33	\$ 266,369.83	\$ 2,020,745.16	\$ 484,059.98	\$ 1,536,685.18	\$ 2,020,745.16	\$ 11,071.14	\$ 336,552.12	\$ 347,623.26	\$ 168,276.06	\$ 179,847.20	\$ 347,623.26	\$ 652,136.04
Oct 09	Nov 09	Dec 09	\$ 1,839,829.58	\$ 472,207.82	\$ 2,312,037.40	\$ 604,069.83	\$ 1,707,967.57	\$ 2,312,037.40	\$ 10,685.39	\$ 606,984.66	\$ 617,670.05	\$ 303,492.33	\$ 617,670.05	\$ 617,670.05	\$ 907,562.16
Nov 09	Dec 09	Jan 10	\$ 1,861,724.71	\$ 373,401.21	\$ 2,235,125.92	\$ 559,045.55	\$ 1,676,080.37	\$ 2,235,125.92	\$ 14,421.25	\$ 474,732.88	\$ 489,154.13	\$ 237,466.44	\$ 251,477.67	\$ 489,154.13	\$ 1,032,888.06
Dec 09	Jan 10	Feb 10	\$ 1,640,199.07	\$ 359,036.98	\$ 1,999,236.05	\$ 507,064.30	\$ 1,491,171.75	\$ 1,998,236.05	\$ 1,161.02	\$ 454,422.12	\$ 455,583.14	\$ 227,211.06	\$ 228,732.08	\$ 455,583.14	\$ 2,673,315.38
Jan 10	Feb 10	Mar 10	\$ 1,758,252.78	\$ 366,651.36	\$ 2,124,914.14	\$ 534,981.24	\$ 1,589,932.90	\$ 2,124,914.14	\$ 13,826.40	\$ 469,127.18	\$ 482,998.58	\$ 234,586.09	\$ 248,412.49	\$ 482,998.58	\$ 2,467,912.91
Feb 10	Mar 10	Apr 10	\$ 2,240,348.13	\$ 626,210.96	\$ 2,866,559.09	\$ 761,175.11	\$ 2,105,383.98	\$ 2,866,559.09	\$ 11,761.98	\$ 797,147.61	\$ 808,904.59	\$ 398,571.31	\$ 410,333.29	\$ 808,904.59	\$ 4,109,417.61
Mar 10	Apr 10	May 10	\$ 2,745,919.06	\$ 592,780.15	\$ 3,338,699.21	\$ 845,573.89	\$ 2,493,125.32	\$ 3,338,699.21	\$ 11,583.20	\$ 759,191.84	\$ 770,775.04	\$ 379,595.92	\$ 391,179.12	\$ 770,775.04	\$ 1,225,189.51
Apr 10	May 10	Jun 10	\$ 2,534,805.50	\$ 793,436.54	\$ 3,328,242.04	\$ 903,679.37	\$ 2,424,562.67	\$ 3,328,242.04	\$ 10,843.59	\$ 1,011,541.34	\$ 1,022,384.93	\$ 505,770.67	\$ 516,614.26	\$ 1,022,384.93	\$ 1,409,450.04
May 10	Jun 10	Jul 10	\$ 2,114,209.79	\$ 600,007.23	\$ 2,714,217.02	\$ 722,845.57	\$ 1,991,371.45	\$ 2,714,217.02	\$ 8,678.14	\$ 765,865.40	\$ 774,543.54	\$ 382,932.70	\$ 393,161.84	\$ 774,543.54	\$ 3,488,765.05
Jun 10	Jul 10	Aug 10	\$ 2,853,241.67	\$ 563,055.44	\$ 3,416,297.11	\$ 852,146.05	\$ 2,564,121.06	\$ 3,416,297.11	\$ 11,336.73	\$ 712,056.87	\$ 723,393.60	\$ 356,028.44	\$ 367,355.87	\$ 723,393.60	\$ 4,139,699.87
Jul 10	Aug 10	Sep 10	\$ 2,850,754.45	\$ 942,150.38	\$ 3,792,904.83	\$ 1,041,226.08	\$ 2,751,678.75	\$ 3,792,904.83	\$ 9,003.96	\$ 1,200,310.14	\$ 1,209,314.10	\$ 609,155.03	\$ 609,155.03	\$ 1,209,314.10	\$ 5,998,231.61
Aug 10	Sep 10	Oct 10	\$ 2,906,622.78	\$ 1,348,304.17	\$ 4,254,926.95	\$ 1,255,476.64	\$ 2,999,450.31	\$ 4,254,926.95	\$ 10,058.42	\$ 1,733,662.46	\$ 1,743,720.88	\$ 866,831.23	\$ 866,831.23	\$ 1,743,720.88	\$ 5,998,231.61
Sep 10	Oct 10	Nov 10	\$ 3,317,408.77	\$ 1,186,412.00	\$ 4,503,820.77	\$ 1,256,687.75	\$ 3,247,133.02	\$ 4,503,820.77	\$ 15,585.14	\$ 1,524,710.30	\$ 1,540,295.44	\$ 762,355.15	\$ 771,940.29	\$ 1,540,295.44	\$ 2,013,042.90
Total			\$ 40,556,111.45	\$ 9,660,746.38	\$ 50,216,857.83	\$ 12,941,595.48	\$ 37,275,262.35	\$ 50,216,857.83	\$ 299,246.58	\$ 12,260,581.75	\$ 12,559,828.33	\$ 6,130,290.88	\$ 6,479,537.46	\$ 12,559,828.33	\$ 19,071,385.36
															\$ 43,704,795.81
															\$ 62,776,698.00

(1) The state's share of Gross Production tax revenues are distributed to the state general fund, the permanent oil tax trust fund, the impact grant fund, the oil and gas research fund, and the producing counties, cities and school districts
(2) The state's share of Oil Extraction Tax revenues are distributed to the state general fund, the permanent oil tax trust fund, the resources trust fund, education funds, and the oil and gas research fund



Testimony on HB 1363

**Regarding Amendments to
Tribal College Assistance for Non-Beneficiary Students
North Dakota Century Code Sections 15-70-04; 57-51.1-07**

Before the North Dakota House Education Committee

**62nd Legislative Assembly
North Dakota State Legislature**

January 24, 2011

**Laurel Vermillion, President
Sitting Bull College
President, North Dakota Association of Tribal Colleges**

Madam Chairwoman and members of the Committee:

The North Dakota Association of Tribal Colleges and the various member institutions are here today to seek amendments to the statute authorizing state funds to be provided to the Tribal colleges that will benefit non-beneficiary students at the Tribal Colleges within North Dakota. We greatly appreciated the support of this Committee and the North Dakota Legislative Assembly in the past two biennia for similar bills as the one before you today.

As most of you on the House Education Committee know, the Tribal Colleges in North Dakota provide educational services at affordable rates for all students including persons who are not citizens of the Tribal Nations. The Tribal Colleges do not receive funds for these non-beneficiary students through the federal funding provided for Tribal colleges generally¹; those funds are specifically based on a formula that counts only Indians who are enrolled members of federally recognized Indian tribes or who are children of an enrolled member of a federally recognized Indian tribe. In the current state law, these are called "non-beneficiary" students, since the Tribal Colleges receive no federal funds for these students.

As many as 10% of students attending North Dakota Tribal Colleges may be considered "non-beneficiary" students; up until 2007, we did not receive any state funds to assist with the education of these students. Generally, such students are persons who live in or near

¹ The federal legislation is called the "Tribally Controlled College and University Act of 1999", last amended in the "Higher Education Opportunity Act of 2008."

the Tribal communities. Many of these students go on to N.D. four-year state institutions of higher education, and most of them stay in North Dakota after they graduate. Many of the non-beneficiary students, who often are young parents, would not be able to obtain a college education except through the Tribal Colleges.

Since 2007, the Tribal Colleges in North Dakota have been receiving state funds for non-beneficiary students in an amount far less than the average cost per student to educate these students. For these past two biennia, the total amount received has been \$700,000 per biennium. This year, the Tribal Colleges are seeking a total of \$1.2 million for the upcoming biennium (2011-2013), based on a newly developed formula which assures each Tribal College a minimum amount of funding.

The new formula is found at lines 13-18 of HB 1363. Two of the schools have a relatively small number of non-beneficiary students, usually less than 30 students total for the two schools. These colleges are Sitting Bull College and Cankdeska Cikana Community College. The new formula will ensure that they receive a minimum amount of the funding available for all non-beneficiary students. All of the North Dakota Tribal Colleges are in favor of the new formula. Additional funds are being sought, which will enhance the opportunities for all of the Tribal Colleges to provide education for non-beneficiary students in a local setting. The amount sought will still be less per student than the amount each college receives for its Indian students through its federal funding.

The additional funds requested will significantly help each Tribal Colleges receiving them this next biennium, for several reasons:

- 1) Despite the best efforts to be efficient, the expenses continue to increase, such as cost of instruction, supplies, overall operations of the facilities, as well as the costs to defray the needs of the students, such as housing and other items. Most of these increases in costs are beyond our control. While the state funds are only supplemental to what the Tribal Colleges receive from other sources, these funds help with the increased expenses we experience every year.

- 2) A key goal of the colleges is to provide up-to-date curricula and programs which meet the needs of the students and communities. Technology is constantly evolving and so must the teaching methods. Providing updated curricula and using updated technology is expensive and the extra dollars obtained through the modest state funding program will provide a small part of the funds needed to assist the instructors and ensure curricula stay current. That, in turn, helps the non-beneficiary students.

- 3) Another use of the funds is to provide counselors for all students. Additional funds can support additional counseling, all of which assists in retention and the likelihood that students will graduate.

A brief summary of the non-beneficiary students served by each of the Tribal Colleges is provided below, along with a brief description of how the funds received through the state

have been used thus far. Each of the Colleges directs some of the funds towards indirect costs at the College. These may include costs of the finance office, supplies, and other operational costs of the College. Also attached to this testimony is a "Fact Sheet" summarizing some of the salient facts about the populations served by the Tribal Colleges in North Dakota. The reservations served by the Tribal Colleges generally have high unemployment rates and low rates of higher education graduates. Each of the Tribal College presidents will provide additional information about their Colleges, their programs and who they serve.

Since the state program assisting the Tribal Colleges and the non-beneficiary students began, the Tribal Colleges have received three separate allocations of funds in the 2007-2009 and 2009-2011 biennia, and will soon receive one more allocation of \$350,000 for the second year of the current biennium.²

Cankdeska Cikana Community College (CCCC)

CCCC serves the Spirit Lake Tribe, located in northeast central North Dakota. For the past three years, CCCC has served an average of approximately 233 students each semester (other than the summer semester), and of those, an average of 9 have been non-beneficiary students. CCCC has used its funds to assist in subsidizing a student financial aid assistant.

Fort Berthold Community College (FBCC)

FBCC serves the Fort Berthold Reservation in northwest North Dakota, home to the Mandan, Hidatsa and Arikara Nations, officially called the Three Affiliated Tribes. In the most recently completed school year, FBCC served an average of 288 students per semester (other than the summer semester) and of those, an average of 32 has been non-Indian students. FBCC has used its funds for student financial aid and counselors.

Sitting Bull College (SBC)

SBC serves the Standing Rock Sioux Tribe, in south central North Dakota, whose population is approximately half in the state of North Dakota and half in the state of South Dakota. For the past three years, SBC has served an average of approximately 304 students each semester (other than the summer semester), and of those, an average of 9 have been eligible North Dakota non-beneficiary students. SBC has used its funds to subsidize student counselors.

² Please note: the student figures provided in the summaries for each Tribal College are averages of the number of actual students. The Tribal Colleges report students to the state of North Dakota and to other funding agencies as "FTEs", or "full-time equivalents", which is the number of credits taken by all the students divided by the number 12, which represents the minimum course load for a student.

North Dakota Legislative Briefing
North Dakota Association of Tribal Colleges Briefing Document

FACT SHEET

1. The Native American population in North Dakota is comprised of five reservations, seven tribes and over 3.8 million acres of land.
2. The Native American population comprises 6.7% of North Dakota's population.
3. Unemployment rates on the five reservations average 59%.
4. Approximately 95% of the Native American students qualify for federal financial aid Pell Grants.
5. The five accredited tribal colleges and universities (TCUs) are currently in operation in the state of North Dakota are: Sitting Bull College, United Tribes Technical College, Berthold Community College, Turtle Mountain Community College, Cankdeska Cikana Community College.
6. The Colleges educate approximately 2800 students of these students the range of non-beneficiary students served is between 5-10%.
7. Tuition collectively at the Tribal Colleges averages \$108.20 per credit.
8. The Tribal Colleges use the non-beneficiary dollars to support institutional counselors, student services such as tutoring, placement, college visits to assist in educating the non-beneficiary students.

North Dakota Association of Tribal Colleges--Executive Director---Dr. Jen Janecek-Hartman
3315 University Dr
Bismarck, ND 58504
Phone: 701-223-5886 x 1396--Cell: 701-426-6399

TESTIMONY ATTACHMENT 3

House Bill 1363

62nd Legislative Assembly of North Dakota

House Education Committee – Rep. RaeAnn. Kelsch, Chair

Monday, January 24, 2011 – Pioneer Room

Testimony Provided by: Dr. Jim Davis, President, Turtle Mountain Community College

Good morning! Chair RaeAnn Kelsch and members of the House Education Committee, my name is Jim Davis, President of the Turtle Mountain Community College, Belcourt, North Dakota, located on the Turtle Mountain Band of Chippewa Indian Reservation. The Turtle Mountain Community College (TMCC) is one of the original six tribal colleges established by various Indian Tribes in the early 1970's and was chartered by the Turtle Mountain Band of Chippewa in 1972. The humble beginnings of TMCC can be traced to operating out of a former Catholic Convent and later, to the basement of an abandoned Indian Health Service facility. In 1977, the college moved into an abandoned tribal building and a Bureau of Indian Affairs facility. This would remain the college's home for the next 20 years. In May of 1999, the college moved to a new campus and a new facility.

In its brief history, the TMCC has emerged as one of the leaders among this nation's 35 tribal colleges and initially received full accreditation in 1984. The college currently offers degrees and certificates that are both state and Higher Learning Commission (HLC) approved.

While tribal colleges are able to offer a tribal focus, student enrollment at TMCC enjoys a diverse population of Native and Non-Native (non-beneficiary) students. Non-Native students include Caucasian, Asian, Hispanic, and Black. Enrollment trends are illustrated in the following table:

	Native American	Non-Native
AY2009-10	91%	9%
AY2008-09	93%	7%
AY2007-08	92%	8%

In addition to producing transfer students, TMCC also graduates both Native and Non-Native students in all degree programs, including Bachelor's, AA, AS, AAS, and Certificate programs. In the past 3 academic years (2007-2010), TMCC has graduated 403 Native students and 25 Non-native students from all its programs.

Currently, TMCC uses funds from the state budget in the following manner: FY's 07, 08, 09, 10 the breakdown is as follows: (1) Faculty Salary 30% (2) Student Services 30%; (3) Operating Expenses, Utilities or indirect cost 25%; (4) Repairs and Maintenance 5%; (5) Other books, calculators, text books 10%. As the enrollment count for TMCC continues to rise for both Native and Non-Native students, it is imperative that TMCC continues to provide quality education to all its students. Additional funding will help to support this effort and it will also allow TMCC to grow in all capacities, leading to better services for all our students. I recommend a "do pass" by this Committee for the increased funding requested.

Thank you and I will entertain any questions you may have at this time.

Cankdeska Cikana

Chaun-GDEH-sh'kah CHEE-kah-nah

Community College



Background

Cankdeska Cikana Community College (CCCC) was named in honor of a fallen warrior, Paul Yankton, Sr., recipient of two Purple Hearts who died while serving as a rifleman with the United States Army's 11th Infantry in Lorraine, France. *Cankdeska Cikana*, meaning *Little Hoop*, was a proud Dakota warrior who believed in self-responsibility and the need for educational opportunity for Native people.

In 1974, the Spirit Lake Tribal Council, issued a charter establishing Cankdeska Cikana Community College. The College is governed by a five member Board of Regents that is appointed by the Council. The Board functions as an independent body with its own bylaws and who's primary purpose is to set policy that governs the two-year academic institution.

As a tribal college, CCCC is unique in that it serves primarily Native American students and is chartered by a tribal government. CCCC focuses on higher education opportunities for Native students with an emphasis on preserving and teaching the Dakota culture and language.

CCCC is accredited by the Higher Learning Commission, North Central Association of Colleges and Schools. The College is a member of the American Indian Higher Education Consortium and the North Dakota Association of Tribal Colleges. CCCC is also a member of the North Dakota University System and has articulation agreements with several state institutions.



Alumni Reunion July 2010

Mission

To provide higher education opportunities, at the community college level, including vocational and technical training. As a tribal community college we emphasize the teaching and learning of Dakota culture and language toward the perpetuation of the Spirit Lake Dakota Nation. The goal is student independence and self-sufficiency through academic achievement.

Vision

Through the education and training of its residents a strong and viable Dakota community that enjoys physical, mental, emotional and spiritual wellness and growth.

Key Values...

Shared Responsibility

- We are respectful of each other
- We believe in the value of education and vocational training
- We believe in the potential of our students
- We value working together

Commitment to Quality

- We strive to be the very best tribal community college
- We employ qualified faculty and staff
- We maintain accreditation standards
- We structure the institution to optimize the skills and contributions of all stakeholders

Academic Programs

Associate of Applied Science

- Office Technology
- Computer Applications
- Tribal Administration
- Automotive Technology

Associate of Science

- Agriculture
- Pre-Nursing
- Natural Resource Management

Associate of Arts

- Fine Arts
- Accounting
- Business Administration
- Early Childhood Education
- Indian Studies
- Liberal Arts

Certificate

- Carpentry
- Finish Carpentry
- Medical Assistant

Services

The Valerie Merrick Memorial Library hosts over 1,100 volumes of reference materials and wide variety of books written by or on American Indians & Alaskan Natives. The facility is both a college & community library with Internet access.



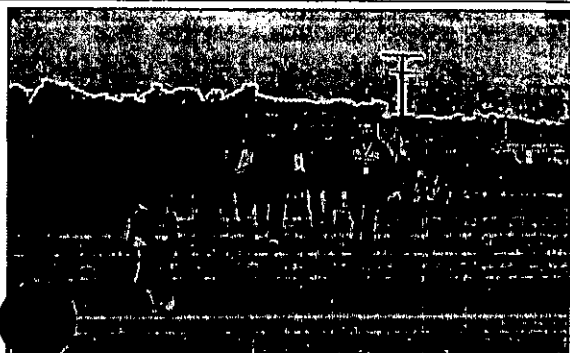
Technology... CCCC has nine computer labs available for student use. Several are wireless and all provide Internet access. CCCC has become an official site for Microsoft Office Specialist Testing. This is a globally recognized standard for validating expertise with the Microsoft Office suite of business productivity. Students can test in four areas: Word, Excel, Access, and Power Point. Online distance education courses are available as well as Interactive Video Network (IVN). IVN is a state-wide system transmitting live audio and video courses and programs to connect faculty, students, and institutions throughout North Dakota. This system also provides for meetings and workshops as the schedule permits, with credit courses having first priority.

CCCC provides an **Adult Learning Center** offering tutorial assistance, placement testing, evaluation and assessment services. The program also provides individualized instruction, books and materials, GED classes and testing. The Learning Center has it's own network of computers with Internet access.

CCCC offers **Dual Credit** for eligible high school juniors and seniors on or near the reservation through partnership with the State of North Dakota. The student obtains both high school and college credit for certain courses.

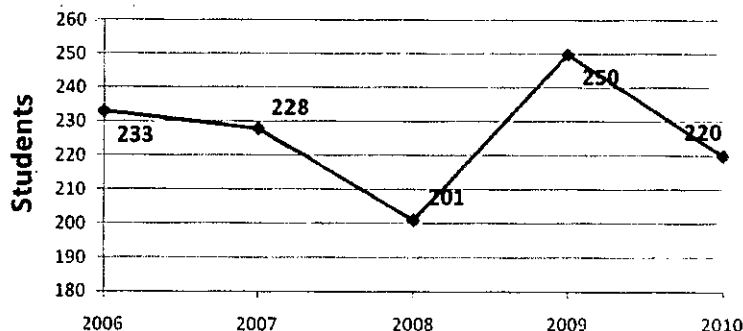
Other **Service Programs** available at CCCC include academic counseling and advising, career planning, peer tutoring, assistance with graduation and transfer requirements, field trips, placement and other services that assist with personal and professional development toward success in being a college student. Current programs available include:

Student Support Services	Financial Aid
Educational Talent Search	Technology (Title III)
Dakota Language/Culture	Day Care Services
Agricultural/Natural Resources	Health and Nutrition
NACTEP Vocational Ed. Program (Carl Perkins)	

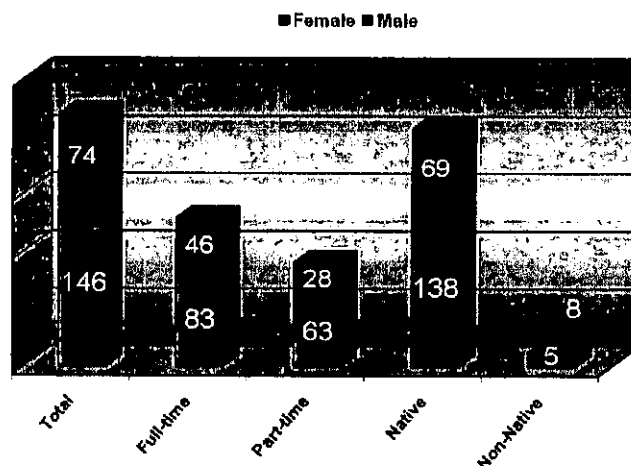


Wellbriety Month Walk September 2010

Fall Enrollment History



Fall 2010 Student Profile



President and VPs Contact Information

President

Dr. Cynthia Lindquist
president@littlehoop.edu

VP of Finances

Chelly Merkel
Chelly_Merkel@littlehoop.edu

VP of Academics

Dr. Leander McDonald
Leander_McDonald@littlehoop.edu

VP of Student Svcs

Erica Cavanaugh
Erica_Cavanaugh@littlehoop.edu

VP of Library Svcs

Antonette Halsey
Antonette_McDonald@littlehoop.edu

VP of Technology

Stuart Young
Stuart_Young@littlehoop.edu

Mailing address: PO Box 269 Fort Totten, ND 58335
 Phone: 701-766-4415 / 1-888-783-1463 Fax: 701-766-4077
www.littlehoop.edu

Cankdeska Cikana

Chaun-GDEH-sh'kah CHEE-kah-nah

Community College



2010 Annual Report

REVENUE AND EXPENSE COMPARISON FOR THE YEARS ENDED SEPTEMBER 30

	2010	2009	2008
REVENUES:			
Federal	\$ 6,300,652	\$ 5,695,819	\$ 4,014,834
Tuition & Fees	\$ 411,268	\$ 373,704	\$ 348,275
Other	\$ 1,232,385	\$ 333,686	\$ 573,878
TOTAL REVENUES	\$ 7,944,305	\$ 6,403,209	\$ 4,936,987
EXPENSES:			
Salaries	\$ 2,669,718	\$ 2,450,464	\$ 1,982,962
Employee Benefits	\$ 721,867	\$ 651,376	\$ 489,224
Travel and Training	\$ 199,057	\$ 227,450	\$ 189,940
Repairs/Maintenance	\$ 30,098	\$ 40,248	\$ 20,172
Supplies	\$ 479,330	\$ 563,485	\$ 479,208
Contractual	\$ 504,095	\$ 291,274	\$ 165,976
Payments to Students	\$ 832,183	\$ 557,202	\$ 380,910
Other Operating	\$ 1,002,554	\$ 967,283	\$ 964,910
Depreciation	\$ 366,253	\$ 327,898	\$ 313,204
TOTAL EXPENSES	\$ 6,805,155	\$ 6,076,680	\$ 4,986,506
NONOPERATING REVENUES			
FEDERAL	\$ 3,796,874	\$ 560,088	\$ 942,022
INVESTMENT INCOME	\$ 105,097	\$ 148,394	\$ 99,749
INCREASE IN NET ASSETS	\$ 5,041,121	\$ 1,035,011	\$ 992,252

The fluctuation of increase in net assets comes from campus expansions. Since 2005, CCCC has added a four-room classroom addition(5,000 sq ft) , administrative wing (5,000 sq ft), fine arts tech center (10,000 sq ft) and an agricultural building with additional classroom and office space(6,000 sq ft). Most recently, (Aug 2010), CCCC's Early Childhood Learning Center (11,360 sq ft) has been completed & opened.

Construction in progress consists of:

--Gymnasium with student union, cafeteria, amphitheater (36,200 sq ft)
(anticipated opening date = September 2011)

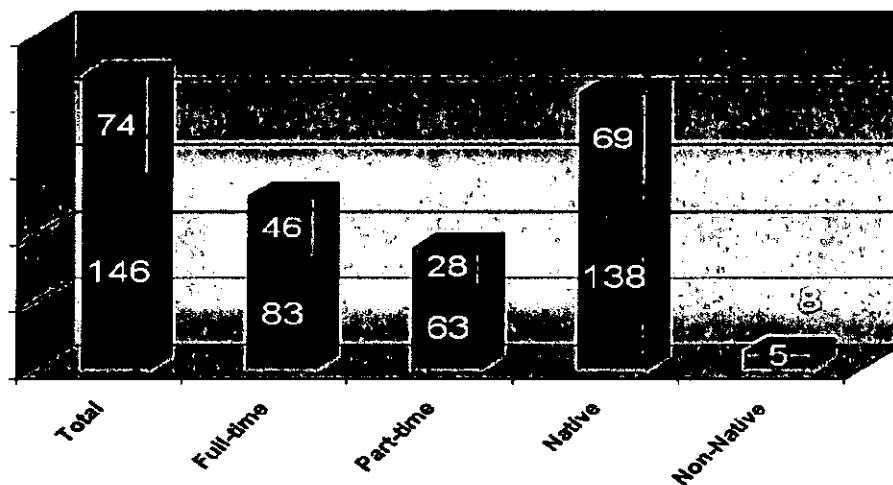
--Hallway project to enclose the entire campus

--Parking lot for the new Early Childhood Learning Center and Administrative Wing (70,000 sq ft)

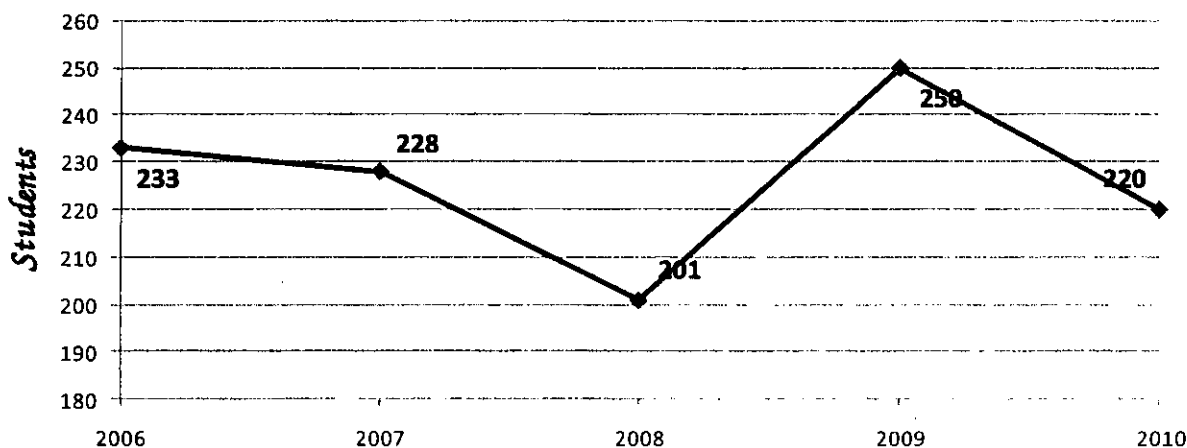
CCCC has approximately 220 students with an average age of 27 years. The majority of CCCC students are Native American but generally have 3 percent non-Indians enroll each semester. Most students are parents who work full time. Students face many issues – 85 percent live at or below the poverty level and 95 percent are eligible

Fall 2010 Student Profile

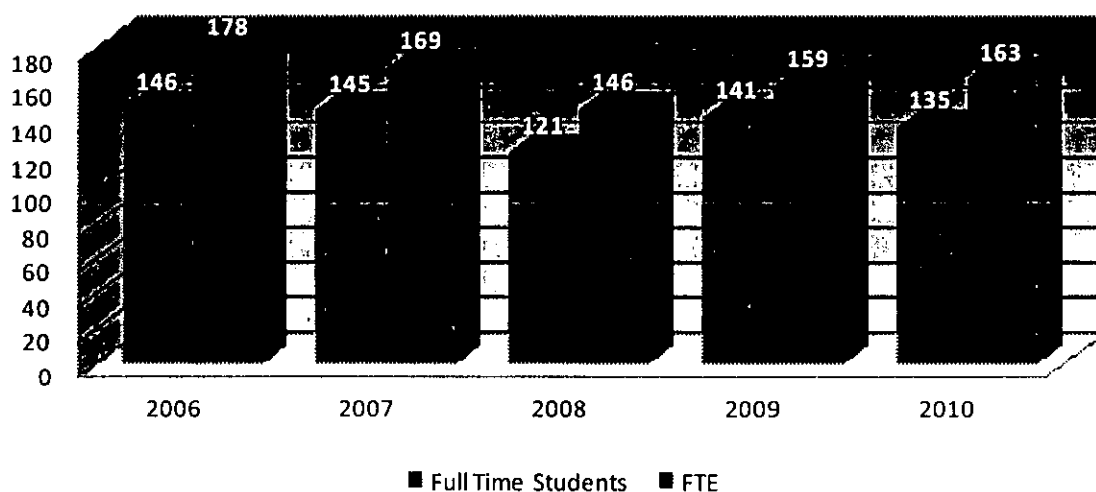
■ Female ■ Male



Fall Enrollment History



Full Time Students and FTE Count





Cankdeska Cikana Community College

HIGHER EDUCATION THE DAKOTA WAY

At the very heart of the matter, all things Dakota represent a wholeness and health of body, mind, and spirit. This defines Cankdeska Cikana Community College (CCCC, Fort Totten, ND), which is a living, breathing celebration of everything Dakota.

The college's namesake, World War II veteran Paul Yankton, Sr.—whose Dakota name Cankdeska Cikana means Little Hoop—believed in self-responsibility and the need for educational opportunities. CCCC helps the Dakota people realize his vision.

The Dakota way is at once an attitude, an approach to life, and an expression of spirituality. Because it has often eluded

description in the English language, the Dakota way has been misunderstood by generations of mainstream educators. Not only that, but they have dismissed Dakota and other Native people as primitive and tried to change their ways of life rather than offer genuine instruction.

Full of pride in the Dakota worldview and way of learning, educators at CCCC are changing that. President Cynthia Lindquist has unveiled the college's new motto: "Think Dakota, Live Dakota."

"We shape Western education methods to suit us, not the other way around," she says. "We fit their box into our circle."

By extolling traditional Dakota values,

CCCC helps students find pride in their heritage. A legacy of forced dependence upon U.S. government policy has resulted in a kind of death by assimilation for Indian people, says Lindquist. Many succumb to a terrible sense of hopelessness. "Tribal colleges are changing that," she says.

The Dakota have a long history of survival, resourcefulness, and resilience—and Lindquist believes that tribal colleges, and CCCC in particular, help students tap into that strong spirit.

At Cankdeska Cikana Community College, students learn healthy ways of living that maintain the balance represented by the sacred circle. Truly, this is the Dakota way.



From Humble Beginnings to a Hopeful Future

The main entrance of the Cankdeska Cikana Community College building is deceptively humble. But this former Bureau of Indian

Affairs school building stands as a testament to the tenacity and resilience of Cankdeska Cikana, the Spirit Lake Nation, and the Dakota people. With its well-tended exterior and plantings of flowers, it also hints at the opportunities and hope within its walls.

Before the college located there in 1984, the building hosted the reservation's elementary and secondary schools. Spare and institutional, its style is typical of 1960s Bureau of Indian Affairs (BIA) construction. But rather than demolish the building, college leaders renovated it as a way to honor and preserve its history. By recognizing past generations while planning for future students, the college also honors its namesake, Cankdeska Cikana.

The offices within the recently completed administrative wing serve as the central hub for the school's infrastructure and ensure the institution's firm foundation and longevity. The new area houses the president's office, human resources department, the vice president of academics office, facility manager, and the business office staff.

Nearby, students use state of the art computer labs with access to online college courses and an Interactive Video Network that transmits science courses among North Dakota's five tribal colleges. CCCC also maintains articulation and transfer agreements with other colleges within the North Dakota University System. This allows students to transfer easily to other institutions.

CCCC is home to a wealth of hands-on learning environments. Many programs support community efforts, services such as suicide pre-



CCCC student Chantell Red Day beautifies the college entrance.

vention, diabetes education, Dakota language immersion, and traditional craft classes. There is also a Medicine Wheel Garden featuring Native medicinal plants, a working greenhouse, carpentry shop, and the reservation's only public library with community Internet access.

Currently, students can earn Associate's Degrees in Liberal Arts, Business Administration, Finish Carpentry, Carpentry, Automotive Technology, Natural Resource Management, Office Technology, and Pre-Nursing. Ever-evolving and growing, CCCC will soon offer its first four-year degree program, a Bachelor's Degree in Dakota Studies. Revitalizing the Dakota language is central to the college's mission and the Dakota Studies program but also to the community as a whole.

Educators such as Dakota language instructor Lorraine Grey Bear believe that the key to the Dakota people's spirituality and culture is contained within language. She has created

language CDs for students and community members and regularly collaborates with elders on word lists and pronunciation.

The recent completion of the Early Childhood Learning Center and Gymnasium is another bold expression of CCCC's commitment to a healthy mind, body, and spirit philosophy. Both facilities offer training opportunities for students and services to students, staff, and community members.

Clearly, the wisdom of the hoop, with its unbounded message of growth, has played a role in the success of this hardworking institution. Placed on accreditation probation in 2003 by the Higher Learning Commission, CCCC received a 10-year accreditation status from the same commission in 2005. Like a tenacious prairie plant, Cankdeska Cikana Community College has persisted and blossomed, a beautiful expression of its motto "Think Dakota, Live Dakota."

Committed to *Healthy Living*

At the center of Cankdeska Cikana Community College is a commitment to the interconnected health of body, mind, and spirit.

Lindquist believes that good health and a sense of well-being are essential for student success. She envisions CCCC as a safe, healthy place where students can learn, aspire, and question without fear.

The new gymnasium and Early Childhood Learning Center are the most recent examples of CCCC's commitment to student and community health. Like many American Indian communities, the Spirit Lake Nation has high rates of diabetes, obesity, and related illnesses. To give students and community members the chance to reengage with their bodies, CCCC has built a gymnasium that features a regulation-size collegiate gym, running track, and fitness center.

The newly completed Early Childhood Learning Center holds a special place in Lindquist's heart—and the entire community can be proud of it as a sacred children's place. Looking around the center, which can serve up to 72 children, she smiles: "I can leave this world knowing that our babies can live and thrive in a quality, healthy environment while their parents accomplish education dreams."

The commitment to healthy living is also exemplified by the greenhouse and gardens where students grow plants and vegetables that are sold and shared with the community. The college is also home to a Medicine Wheel Garden in which students grow and learn about medicinal and traditional Dakota plants.

"We want our students to have pride in themselves as people and as Dakota," she says. "But first they must be healthy and well balanced in body as well as mind."

Dacia Dauphinais, Cankdeska Cikana Student of the Year, pulls weeds in the college's vegetable garden.

College Registrar Ermen Brown

American Indian College Fund CEO Rick Williams

U.S. Sen. Byron Dorgan (D-ND)



Partnering for *the Future*

Ensuring adequate funding for a tribal college is not a job for the faint of heart. "It requires constant diligence," says President Lindquist.

Unlike mainstream institutions, tribal colleges and universities (TCUs) lack a tax base from which to draw money. Colleges receive federal funding via the Tribally Controlled Colleges and Universities Assistance Act, but the amount provided by Congress is discretionary. In fact, since 1978, the law has yet to provide the full promised amount per student. Currently, TCUs receive about \$2,000 less per student than originally authorized.

But Lindquist credits U.S. Sen. Byron Dorgan, (D-ND), for gaining increased and forward funding for TCUs. "He has been our warrior," she says.

At Cankdeska Cikana, administrators piece together funding from sources including the U.S. Department of Agriculture, U.S.

Department of Housing and Urban Development, U.S. Department of Education, BIA, and the Spirit Lake Nation. The American Indian College Fund also provides essential student scholarships. Since 85% of CCCC's students live at or below the federal poverty level, the scholarships help in many ways.

The newly completed Early Childhood Learning Center also reflects the creativity and ingenuity of college leaders.

After winning initial funding from the Department of Education, college leaders asked the Spirit Lake Tribal Council to partner to provide childcare services. Since tribal employees, community members, and students all indicated that childcare was their greatest need, the partnership was approved. Additional partners included the Spirit Lake Employment and Training Program and Spirit Lake Casino and Resort.

Regardless of their specific responsibilities, all CCCC employees routinely pitch in

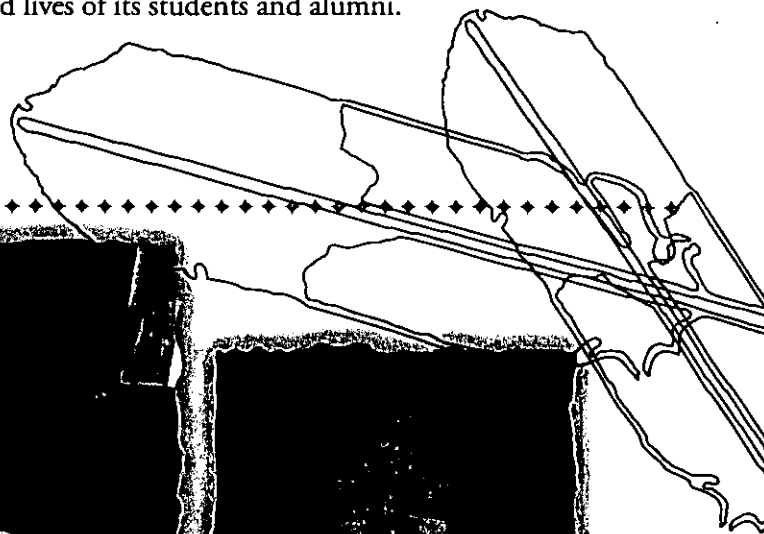
when and where needed. College registrar Ermen Brown doubles as bus driver and maintenance person. Born and raised on the Spirit Lake reservation, Brown attended high school in the building during its tenure as a BIA school and later earned his associate of arts degree at CCCC. During a recent trip to Arizona for the American Indian Higher Education Consortium's student conference, he spent the night digging the school's bus out of heavy snow. "Everyone here is willing to jump in and help out," he says. "In the end, it is all about the students."

CCCC also benefits North Dakota's economy. Annually it contributes nearly \$11 million to the state's total economy. "Our ancestors taught us to do everything to the best of our abilities," says Lindquist. "Our efforts at CCCC are helping to ensure that our future communities can live smart, healthy, and strong."

● Revolutionizing Education

The success stories of Cankdeska Cikana Community College students and alumni may appear modest at first glance. A closer look, however, reveals a series of personal revolutions that have saved many people's lives. Chartered in 1974, CCCC has graduated 394 students since its first

class graduated in 1977. Here are but a few stories of the crucial role this small institution has played in the careers and lives of its students and alumni.



CCCC GRADUATE
AA in Liberal Arts
and Pre-Nursing, '08.
Pursuing BS in Nursing,
University of North
Dakota.



Challsey Lawrence always knew she would work in the health care field. After all, her motivation lived very close to home. Disabled by strokes, her mother, Robin, depended on Challsey as her primary caregiver.

Attending CCCC allowed Challsey the freedom to run home and care for her mother whenever necessary. "It was a huge relief," Challsey recalls. The supportive, family atmosphere at CCCC solidified Challsey's commitment to contribute to the health and well being of her community. Her dream is to return to Spirit Lake and work in public health, going into people's homes. "This will allow me to help people in a very direct way," she says.

Challsey admits she experienced culture shock during her first semester at the University of North Dakota (UND). Culturally, she says, Dakota people are not encouraged to "stand out," so it was difficult at first to speak publicly and ask questions. At CCCC, however, teachers nurtured her toward inde-


pendence. "With such small class sizes and one-to-one attention," she says, "they can tell immediately if you're struggling." At CCCC, she learned how to be herself. "Now," she says, "I proudly introduce myself in class as a member of the Spirit Lake Nation."

Currently in her final year at UND, she attends school with a clear mind, and nothing distracts her from her studies. "There is so much to see, learn, and experience in nursing," she says.

Before returning home to work at Spirit Lake, Challsey hopes to work in a large hospital emergency room setting. "Getting that intense experience under my belt will help me when I get back home," she predicts.

A recipient of the Indian Health Service's RAIN (Recruitment/Retention of American Indians into Nursing) scholarship, she credits her family, especially her mother, for encouraging her. "My pride comes from my family," she says. "Although they're always teasing you, you know they love you."

CCCC GRADUATE
AA in Liberal Arts,
'02. BS in Business
Administration,
Mayville State
University, '06.



For **Mardell Lewis**, Cankdeska Cikana Community College is part of her "family tree." Now the human resources director at the college, she recalls childhood visits to the office where her mother worked as the college's first librarian. "It was never a question about where I would go to college," she recalls.

While pursuing her bachelor's degree and raising her two children, she worked as an administrative assistant at CCCC. Since then, she has transitioned into her current human resources role. There, she essentially created her own position and laid the groundwork for a functioning human resources department. Her great hope is that she might touch the lives of employees and students in the same way teachers inspired her. "I love CCCC," she says. "It is part of my family."

CCCC GRADUATE
AA in Liberal Arts, '07.
BS in Elementary
Education, Turtle
Mountain Community
College, '08.



Brittany Brown, 21, is the first CCCC student to finish her associate's degree within one year of high school graduation. After a short stint at North Dakota State University (NDSU, Fargo), she returned home to Spirit Lake and CCCC. Brittany found the large class size at NDSU intimidating. "I never would have dared to ask a question," she says. At CCCC, however, the smaller, more intimate classes gave her the courage to ask questions. She was among the first students to earn a bachelor of arts degree using the new Interactive Video Network technology to attend virtual classes at Turtle Mountain Community College. She hopes to begin working soon in early childhood development.



CCCC STUDENT
AS in Natural
Resources
Management

Rodney Martin seems always to be in constant, quiet motion. He is always busy in the background, tilling the college garden, driving a school bus, or moving tables in the college auditorium.

A visit to his small HUD home tucked away on a reservation cul de sac reveals more of this gentle man. Watching him hold court among his children brings to mind a benevolent Buddha. Like eager puppies, they swarm over him, vying for attention. Seven young voices sing "Dad," at the same time and create a noisy chorus of questions and complaints. Martin, however, is nonplussed.

He is the rock, the constant in their lives. His children represent a complex mix of relationships: Some are his biological children, some his stepchildren, some are his grandchildren, and one is adopted. Like so many Indian households, however, there is no distinction based on biology. He is simply "Dad." And they are his children. He is committed to caring for them.

At age 47, Martin didn't expect to have so many kids. "It just sort of happened," he laughs.

After the bitter end to an abusive relationship six years ago, he found himself living in a tent with several of his children. Eventually, a victim's assistance program helped him get back on his feet. And although he was busy raising his family and driving a school bus, he

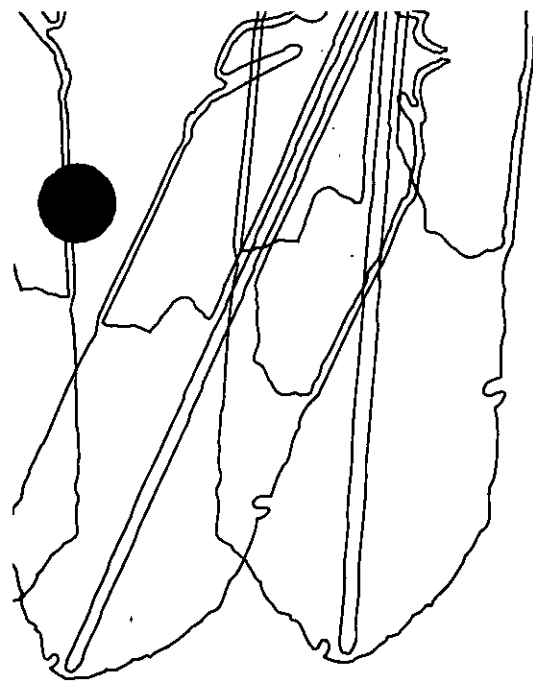
decided to attend CCCC as an inspiration for his children.

"The teachers and staff at CCCC have been so patient with me," he says. "It took me five semesters to finally pass algebra."

Despite all these challenges, Martin boasts almost perfect attendance at CCCC. He is the recipient of an American Indian College Fund Scholarship, secretary of the college's student council, and recently, he received an award from his children's school for Parent Volunteer of the Year. Although several of the children struggle with grief and abandonment issues, three of the eldest are on the Honor Roll.

As his nearly perpetual smile falters, he admits that the past six years have sometimes felt overwhelming. "At times I've had to close myself in the bathroom, turn the shower on full blast, and just cry," he says. But he has found great pride and strength in his natural resource studies at CCCC. Having gained a special interest in traditional Dakota medicinal plants, he can often be found working in the college garden, sweat staining his shirt as he pursues his plant passion. "I love praying to and honoring our plants," he says. "That is the Dakota way."

For Martin, attending CCCC has truly been a transformative experience, both in body and spirit. "Sometimes, just keeping the roof up feels like a major accomplishment," he laughs. "But we're happy; we're here."



Dr. Leander "Russ" McDonald

appears as the epitome of the accomplished academic. Currently serving as the vice president of academics at CCCC, he is winner of a McNair scholarship (a federal program designed to increase graduate degrees for students from underrepresented segments of society) and former director of research at the University of North Dakota Resource Center on Native American Aging.

McDonald's path to the academic world, however, is not the typical scholar's story. He has firsthand knowledge of the challenges faced by CCCC students.

His story is a hardscrabble journey of determination and personal triumph. Born and raised on the Spirit Lake reservation, he was taught to work hard. Prior to attending CCCC, he had always worked as a laborer, and at one time, pushed the soda pop cart inside the tribe's casino. After finishing a stint in the Army, however, he returned home and enrolled in CCCC, driving a student van as part of a work-study program.


A self-described life of partying extended the normal two-year associate program to four years as he struggled with addiction. Fortunately, he made his way into a 12-step fellowship and reconnected with his Dakota culture while at CCCC. Soon, he found himself drawn to the discipline of sociology. "I didn't know I even had a culture until I took a sociology class at CCCC," he recalls. He

realized that Dakota people possess a unique and distinct culture. He also began to see how the Dakota worldview—represented by the circle—can be integrated into lifestyle as well as education. CCCC's "Think Dakota, Live Dakota" motto is a perfect example of this philosophy, he says.

Deeply committed to his culture, traditions, and language, he integrates Dakota spirituality and ways into his life, praying daily and seeking to live a good life as a Dakota man.

He also has many standout memories from his student days at CCCC. "They allowed me to return to school even after I messed up," he says. "They gave me time to get caught up on my studies." He recalls a math instructor who patiently allowed him to work on his homework on the classroom blackboard. "He allowed me to work and learn in my own way," he says. "This reinforced my self esteem." Looking back, McDonald is certain he would not have gotten such one-on-one attention in a mainstream college.

In the end, McDonald believes that the supportive, inclusive aspects of his culture will save Dakota and all Indian people. He is fiercely committed to integrating these ways into the fabric of CCCC. "If we don't know who we are, we are losing our ties to our inner selves," he says. "I succeed because I know who I am. If I didn't believe that, I wouldn't be here."



CCCC GRADUATE
AA in Business Administration, AA in Accounting '03. BS in Business Administration, Mayville State University, '05.

Math always "came naturally" for **Justin Yankton**, who is currently the Spirit Lake tribal secretary and treasurer. If not for CCCC, however, he might not be where he is now. "The college is flexible and allowed me to blend my personal family responsibilities with the demands of coursework," he says. He was grateful to be able to pay bills and keep food on his family's table. "It was a big luxury to go to CCCC," he says. Yankton credits his CCCC experience for allowing him to find his niche within the tribe and realize his dream of remaining with his people and helping his community.



CCCC GRADUATE
AA in Liberal Arts '93.
BA in Sociology, University of North Dakota, '98.
MA in Sociology '00. PhD in Sociology, '03.

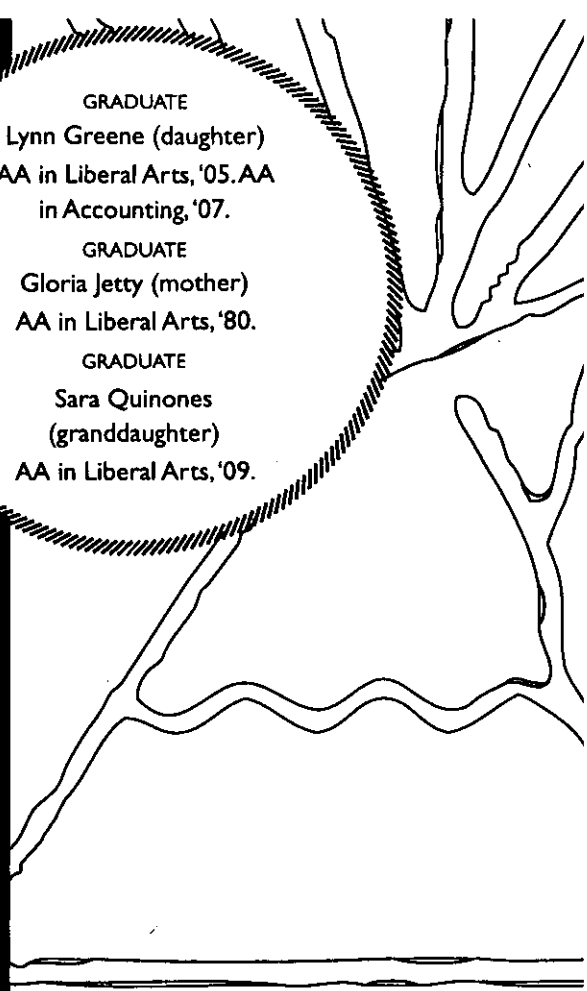
CCCC President Cynthia Lindquist (left)
with her family of CCCC graduates.



GRADUATE
Lynn Greene (daughter)
AA in Liberal Arts, '05. AA
in Accounting, '07.

GRADUATE
Gloria Jetty (mother)
AA in Liberal Arts, '80.

GRADUATE
Sara Quinones
(granddaughter)
AA in Liberal Arts, '09.



CCCC: A Family Experience

Surrounded by her daughters and granddaughter at CCCC's alumni reunion dinner and celebration, Gloria Jetty reflects upon her history with the college. Like so many on the Spirit Lake Reservation, her family's life and destiny have been closely intertwined with CCCC. Jetty was 40 years old when she began her studies at what was then named Little Hoop Community College. Since then, three generations of her family have graduated from here.

Attending CCCC allowed her to continue working while also raising four daughters and nine sons. "At the time, I wanted to get a four-year degree but couldn't afford it," she says. Earning an associate's degree helped her get a position as kindergarten teacher's aide for social services. She still works full time as coordinator for the tribe's Healthy Start Program. "Going to school is never easy," she says. "Our young people need to realize that there are many opportunities right here close to home at CCCC."

Her daughter Lynn Greene attests to the hard work college entails. "I worked, went to CCCC, and raised a family—all full-time," she says. She finished her Associate's Degrees in Liberal Arts and Accounting in two years. According to Greene, the college's proximity makes it handy for cash-strapped reservation

residents. "The college always took care of us," she says. "We knew they would never let us go hungry." It was quite a different story, however, when Greene earned her bachelor's degree at Mayville State University: "It was so much more demanding and impersonal."

She credits her CCCC experience—with its emphasis on Dakota language and culture—for helping her gain the self-esteem necessary to excel in a foreign environment. Consequently, she encouraged her daughter Sarah Quinones to attend CCCC. Quinones, who received her Associate's Degree in Liberal Arts in 2009, now works as a teacher in the tribe's Head Start Program.

During the recent alumni reunion dinner and celebration, a steady stream of students and alumni paused to greet Jetty, shaking her hand warmly or embracing her. She admits she never would have imagined 40 years ago she would remain so closely tied with the college or that her daughter, Cynthia Lindquist, would one day be president.

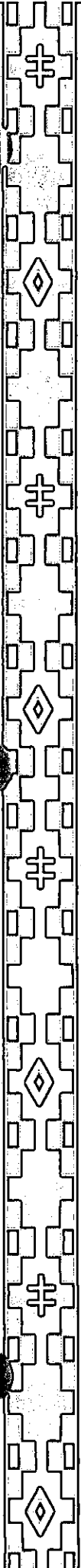
This uniquely Dakota circle of family, relationships, and responsibility continues its display throughout the warm summer evening. Before eating, Lindquist calls upon an elder to lead the group in prayer. "We always begin our events and efforts with prayer," she says. "It sets a special tone and confirms us as human beings, as Dakota people."




CANKDESKA CIKANA
COMMUNITY COLLEGE
Spirit Lake Dakota
P.O. Box 269
Fort Totten, ND 58335
Phone (701) 766-4415
Toll Free (888) 783-1463
www.littlehoop.edu

2009 Economic Impact & Return on Investment Report:

On the Story



Spirit Lake Dakota Nation



UNITED TRIBES TECHNICAL COLLEGE
3315 UNIVERSITY DRIVE
BISMARCK, NORTH DAKOTA 58504 • PHONE 701-255-3285 • FAX 701-530-0605

**Testimony Supporting HB 1363
Providing Grants to Tribally Controlled Community Colleges in North Dakota
for Non-Beneficiary Students**

**Before the North Dakota House Education Committee
62nd Legislative Assembly
North Dakota State Legislature**

January 24, 2011

**David M. Gipp, President
United Tribes Technical College**

Madam Chairwoman and members of the Committee:

United Tribes Technical College (UTTC) strongly supports the passage of HB 1363. For the past two biennia, beginning in 2007, the Tribal Colleges in North Dakota have received modest grants administered by the North Dakota University System to help defray the costs of educating students for whom the Tribal Colleges do not receive any federal funds. These students are termed "non-beneficiary" students.

For UTTC, the funds received have allowed us to support one and one-half financial aid counselors to assist our students, including non-beneficiary students, obtain all of the financial aid for which they are eligible. United Tribes has averaged about 47 non-beneficiary students in its last three academic years, out of more than 675 students who attend our college. These students come to UTTC in part because it has programs that other local colleges do not offer, such as our licensed practical nursing and medical transcription programs.

Our Tribal Colleges, including United Tribes, are true community colleges serving their local communities, much like the other community colleges in North Dakota. In the case of UTTC, we also serve students who come from other reservations in the region and across the United States, but who often end up staying in North Dakota. Many go on to further their education at North Dakota colleges and universities. Our non-beneficiary students, however, are primarily local residents who plan on staying in North Dakota. Because our colleges serve their local communities, and are open to all applicants, regardless of race, it seems logical for the state of North Dakota to provide some funding for these institutions.

In this coming biennium, HB 1363 will create a formula that guarantees a minimum amount to our smaller Tribal Colleges. We think this is fair, especially as HB 1363 also authorizes

additional funds for all of the Tribal Colleges in our state. These additional funds will help us continue to provide first rate services for our non-beneficiary students, among other things.

A bit of further background about UTTC: UTTC is fully accredited by the Higher Learning Commission of the North Central Association of Colleges and Schools, and offers more than 17 degree programs to more than 650 full-time students each semester. We are now also seeking accreditation to offer three four year degrees. We were established in 1969, and the Bureau of Indian Affairs initially operated UTTC as a vocational training school. The four Tribes in North Dakota took over the operation of the facility in 1971, and added the Sisseton-Wahpeton Sioux Tribe, now called the Sisseton-Wahpeton Oyaté, as a full member of its governing board shortly thereafter. The governing board of UTTC is composed of 10 members, two from each of the Tribes with a presence in North Dakota, including the Chairman from each Tribe. UTTC's campus is a residential one, providing housing for most of its students, along with a number of other services, including a health clinic, wellness center, 24 hour security, a cafeteria, athletic programs, day care and a K-8 elementary school for children of our students. Most of these facilities are open to all of our non-beneficiary students, as well.

We know that there are many kinds of programs competing for limited funds that the state of North Dakota has available. But in our opinion, investing in higher education for North Dakota citizens is a good investment. We urge the House Education Committee to give a "DO PASS" recommendation for HB 1363.

**Oil and Gas Gross Production and Oil Extraction Tax Collections From Oil Production within the Fort Berthold Reservation
And Approximate Distributions of Tribal Production-Related Oil Taxes (Actual Distributions are made by State Treasurer and may vary slightly)**

Production Month	Tax Paid Month	Distribution Month	Gross Production Tax Revenue			Gross Production Tax Distribution			Oil Extraction Tax Revenue			Oil Extraction Tax Distribution			Gr. Prod. & Oil Extr. Distribution Combined		
			Non-Trust	Trust	Total	State	Trust	Total	Non-Trust	Trust	Total	State	Trust	Total	State	Trust	Total
Jul 08	Aug 08	Sep 08	\$ 1,038,484.14	\$ 31,905.42	\$ 1,070,389.56	\$ 223,649.54	\$ 846,740.02	\$ 1,070,389.56	\$ 636,416.22	\$ 29,289.26	\$ 665,705.48	\$ 14,644.63	\$ 651,060.85	\$ 665,705.48	\$ 238,294.17	\$ 1,497,800.87	\$ 1,736,095.04
Aug 08	Sep 08	Oct 08	\$ 1,200,210.95	\$ 39,854.04	\$ 1,240,064.99	\$ 259,969.21	\$ 980,095.78	\$ 1,240,064.99	\$ 578,948.03	\$ 35,528.63	\$ 614,476.66	\$ 17,764.32	\$ 596,712.34	\$ 614,476.66	\$ 277,733.53	\$ 1,192,210.17	\$ 1,469,943.59
Sep 08	Oct 08	Nov 08	\$ 1,042,392.48	\$ 84,567.80	\$ 1,126,960.28	\$ 250,762.40	\$ 876,197.88	\$ 1,126,960.28	\$ 13,980.76	\$ 98,043.61	\$ 112,024.37	\$ 49,020.81	\$ 63,003.57	\$ 112,024.37	\$ 290,783.20	\$ 939,199.45	\$ 1,238,982.65
Oct 08	Nov 08	Dec 08	\$ 600,147.44	\$ 96,417.59	\$ 696,565.03	\$ 169,858.28	\$ 526,706.75	\$ 696,565.03	\$ 4,631.42	\$ 113,840.68	\$ 118,472.10	\$ 56,920.34	\$ 61,551.76	\$ 118,472.10	\$ 226,778.62	\$ 596,358.50	\$ 823,137.12
Nov 08	Dec 08	Jan 09	\$ 740,387.69	\$ 24,387.69	\$ 764,775.38	\$ 168,305.31	\$ 596,470.07	\$ 764,775.38	\$ 18,091.71	\$ 48,610.67	\$ 66,702.38	\$ 24,306.34	\$ 42,396.05	\$ 66,702.38	\$ 152,610.65	\$ 655,036.76	\$ 807,647.41
Dec 08	Jan 09	Feb 09	\$ 303,966.55	\$ 24,894.46	\$ 328,861.01	\$ 73,240.54	\$ 255,620.47	\$ 328,861.01	\$ 4,127.30	\$ 27,778.39	\$ 31,905.69	\$ 13,808.20	\$ 18,016.50	\$ 31,905.69	\$ 87,129.74	\$ 273,636.97	\$ 360,766.70
Jan 09	Feb 09	Mar 09	\$ 319,117.12	\$ 20,487.12	\$ 339,604.24	\$ 74,084.51	\$ 265,519.73	\$ 339,604.24	\$ 2,539.03	\$ 25,717.71	\$ 28,256.74	\$ 12,858.86	\$ 15,397.89	\$ 28,256.74	\$ 86,943.36	\$ 281,612.67	\$ 367,956.03
Feb 09	Mar 09	Apr 09	\$ 331,178.24	\$ 19,441.80	\$ 350,620.04	\$ 75,956.55	\$ 274,663.49	\$ 350,620.04	\$ 1,479.17	\$ 19,839.08	\$ 21,318.25	\$ 9,919.54	\$ 11,398.71	\$ 21,318.25	\$ 85,876.09	\$ 286,062.20	\$ 371,938.29
Mar 09	Apr 09	May 09	\$ 439,084.77	\$ 42,983.13	\$ 482,067.90	\$ 109,508.52	\$ 372,559.38	\$ 482,067.90	\$ 5,324.03	\$ 49,583.93	\$ 55,307.96	\$ 24,991.97	\$ 30,316.00	\$ 55,307.96	\$ 134,300.48	\$ 403,075.38	\$ 537,375.86
Apr 09	May 09	Jun 09	\$ 399,023.76	\$ 54,928.99	\$ 453,952.75	\$ 107,289.25	\$ 346,663.50	\$ 453,952.75	\$ 2,706.67	\$ 66,087.48	\$ 68,794.15	\$ 33,043.74	\$ 35,750.41	\$ 68,794.15	\$ 140,312.99	\$ 382,433.91	\$ 522,746.90
May 09	Jun 09	Jul 09	\$ 606,574.82	\$ 139,363.67	\$ 745,938.49	\$ 190,986.80	\$ 554,951.69	\$ 745,938.49	\$ 26,415.47	\$ 176,556.52	\$ 202,971.92	\$ 84,278.26	\$ 114,693.66	\$ 202,971.92	\$ 279,275.06	\$ 669,633.35	\$ 948,910.41
Jun 09	Jul 09	Aug 09	\$ 735,601.99	\$ 170,211.06	\$ 905,813.04	\$ 232,225.92	\$ 673,587.12	\$ 905,813.04	\$ 3,508.04	\$ 208,440.92	\$ 204,932.88	\$ 104,220.46	\$ 100,712.42	\$ 204,932.88	\$ 336,446.38	\$ 774,293.54	\$ 1,110,745.92
Jul 09	Aug 09	Sep 09	\$ 948,388.06	\$ 177,021.06	\$ 1,125,409.12	\$ 278,159.64	\$ 847,249.48	\$ 1,125,409.12	\$ 12,032.66	\$ 224,196.09	\$ 236,228.75	\$ 112,098.05	\$ 124,130.71	\$ 236,228.75	\$ 390,257.69	\$ 971,251.18	\$ 1,361,508.87
Aug 09	Sep 09	Oct 09	\$ 1,425,612.17	\$ 229,767.45	\$ 1,655,379.62	\$ 399,753.66	\$ 1,255,625.96	\$ 1,655,379.62	\$ 13,941.92	\$ 290,325.86	\$ 304,267.78	\$ 145,162.93	\$ 159,104.85	\$ 304,267.78	\$ 544,916.59	\$ 1,414,225.81	\$ 1,959,142.40
Sep 09	Oct 09	Nov 09	\$ 1,754,375.33	\$ 266,369.83	\$ 2,020,745.16	\$ 484,069.98	\$ 1,536,675.18	\$ 2,020,745.16	\$ 11,071.14	\$ 336,552.12	\$ 347,623.26	\$ 168,276.06	\$ 179,347.20	\$ 347,623.26	\$ 652,336.04	\$ 1,716,032.38	\$ 2,368,368.42
Oct 09	Nov 09	Dec 09	\$ 1,839,829.58	\$ 472,207.82	\$ 2,312,037.40	\$ 604,069.83	\$ 1,707,967.57	\$ 2,312,037.40	\$ 10,685.39	\$ 606,984.66	\$ 617,670.05	\$ 303,492.33	\$ 314,177.72	\$ 617,670.05	\$ 907,562.18	\$ 2,022,145.29	\$ 2,929,707.45
Nov 09	Dec 09	Jan 10	\$ 1,861,724.71	\$ 373,401.71	\$ 2,235,126.42	\$ 559,045.55	\$ 1,676,080.87	\$ 2,235,126.42	\$ 14,421.25	\$ 474,732.88	\$ 489,154.13	\$ 237,366.44	\$ 251,787.69	\$ 489,154.13	\$ 796,411.99	\$ 1,977,868.06	\$ 2,774,280.05
Dec 09	Jan 10	Feb 10	\$ 1,640,198.07	\$ 358,036.98	\$ 1,998,235.05	\$ 507,058.10	\$ 1,491,176.95	\$ 1,998,235.05	\$ 1,161.02	\$ 454,422.12	\$ 455,583.14	\$ 227,211.06	\$ 228,372.08	\$ 455,583.14	\$ 734,269.36	\$ 1,719,549.83	\$ 2,453,819.19
Jan 10	Feb 10	Mar 10	\$ 1,758,252.78	\$ 366,661.36	\$ 2,124,914.14	\$ 534,981.24	\$ 1,589,932.90	\$ 2,124,914.14	\$ 13,826.40	\$ 469,172.18	\$ 482,998.58	\$ 234,586.09	\$ 248,412.49	\$ 482,998.58	\$ 769,567.33	\$ 1,838,145.39	\$ 2,607,912.72
Feb 10	Mar 10	Apr 10	\$ 2,240,348.13	\$ 626,210.96	\$ 2,866,559.09	\$ 761,175.11	\$ 2,105,383.98	\$ 2,866,559.09	\$ 11,761.98	\$ 797,142.61	\$ 808,904.59	\$ 384,571.31	\$ 410,333.29	\$ 808,904.59	\$ 1,159,746.41	\$ 2,515,717.27	\$ 3,675,463.68
Mar 10	Apr 10	May 10	\$ 2,745,919.06	\$ 592,780.15	\$ 3,338,699.21	\$ 845,573.89	\$ 2,493,125.32	\$ 3,338,699.21	\$ 11,583.20	\$ 759,151.84	\$ 770,735.04	\$ 379,595.92	\$ 391,179.12	\$ 770,735.04	\$ 1,225,169.81	\$ 2,894,104.44	\$ 4,109,474.25
Apr 10	May 10	Jun 10	\$ 2,534,805.50	\$ 793,436.54	\$ 3,328,242.04	\$ 903,678.37	\$ 2,424,563.67	\$ 3,328,242.04	\$ 10,843.59	\$ 1,011,541.34	\$ 1,022,384.93	\$ 505,770.67	\$ 516,514.26	\$ 1,022,384.93	\$ 1,409,450.04	\$ 2,941,176.93	\$ 4,350,626.97
May 10	Jun 10	Jul 10	\$ 2,114,208.79	\$ 600,007.23	\$ 2,714,216.02	\$ 722,845.57	\$ 1,991,370.45	\$ 2,714,216.02	\$ 8,678.14	\$ 765,865.40	\$ 774,543.54	\$ 382,932.70	\$ 391,610.84	\$ 774,543.54	\$ 1,105,778.27	\$ 2,382,882.29	\$ 3,488,760.56
Jun 10	Jul 10	Aug 10	\$ 2,853,741.67	\$ 563,055.44	\$ 3,416,797.11	\$ 852,176.05	\$ 2,564,621.06	\$ 3,416,797.11	\$ 11,336.73	\$ 712,058.87	\$ 723,395.60	\$ 356,028.44	\$ 367,365.17	\$ 723,395.60	\$ 1,208,204.49	\$ 2,931,486.22	\$ 4,139,690.71
Jul 10	Aug 10	Sep 10	\$ 2,850,754.45	\$ 942,150.38	\$ 3,792,904.83	\$ 1,041,226.08	\$ 2,751,678.75	\$ 3,792,904.83	\$ 9,003.96	\$ 1,200,310.14	\$ 1,209,314.10	\$ 600,155.07	\$ 609,159.03	\$ 1,209,314.10	\$ 1,641,381.15	\$ 3,360,837.78	\$ 5,002,218.93
Aug 10	Sep 10	Oct 10	\$ 2,906,622.78	\$ 1,348,304.17	\$ 4,254,926.95	\$ 1,255,476.64	\$ 2,999,450.31	\$ 4,254,926.95	\$ 10,058.42	\$ 1,733,662.46	\$ 1,743,720.88	\$ 866,831.23	\$ 876,889.65	\$ 1,743,720.88	\$ 2,122,307.87	\$ 3,876,139.96	\$ 5,998,647.83
Sep 10	Oct 10	Nov 10	\$ 3,317,408.77	\$ 1,186,412.00	\$ 4,503,820.77	\$ 1,256,687.75	\$ 3,247,133.02	\$ 4,503,820.77	\$ 15,595.14	\$ 1,574,210.30	\$ 1,540,295.44	\$ 762,355.15	\$ 777,940.29	\$ 1,540,295.44	\$ 2,019,042.90	\$ 4,025,073.31	\$ 6,044,116.21
Oct 10	Nov 10	Dec 10	\$ 3,163,911.73	\$ 1,555,353.79	\$ 4,719,265.52	\$ 1,310,459.24	\$ 3,408,806.28	\$ 4,719,265.52	\$ 12,733.86	\$ 1,746,367.51	\$ 1,759,101.37	\$ 873,183.76	\$ 885,317.62	\$ 1,759,101.37	\$ 2,183,643.00	\$ 4,094,723.89	\$ 6,278,366.89
Nov 10	Dec 10	Jan 11	\$ 3,359,475.04	\$ 1,350,923.05	\$ 4,690,398.09	\$ 1,343,356.53	\$ 3,347,041.56	\$ 4,690,398.09	\$ 270,335.15	\$ 1,738,763.07	\$ 2,009,098.22	\$ 869,381.54	\$ 1,139,716.69	\$ 2,009,098.22	\$ 2,212,738.07	\$ 4,486,525.24	\$ 6,699,496.31
Dec 10	Jan 11	Feb 11	\$ 3,290,589.13	\$ 1,537,189.37	\$ 4,827,778.50	\$ 1,426,712.51	\$ 3,401,065.99	\$ 4,827,778.50	\$ 151,339.82	\$ 1,978,892.61	\$ 1,827,552.79	\$ 989,446.31	\$ 838,106.49	\$ 1,827,552.79	\$ 2,416,158.82	\$ 4,239,172.47	\$ 6,655,331.29
Total			\$ 50,350,087.35	\$ 13,904,212.59	\$ 64,254,299.94	\$ 17,022,123.77	\$ 47,232,176.18	\$ 64,254,299.94	\$ 430,975.77	\$ 17,724,604.94	\$ 18,155,580.71	\$ 8,862,302.47	\$ 9,293,278.24	\$ 18,155,580.71	\$ 25,884,426.24	\$ 56,525,454.42	\$ 82,409,880.65

#1
#B1363

(1) The state's share of Gross Production tax revenues are distributed to the state general fund, the permanent oil tax trust fund, the impact grant fund, the oil and gas research fund, and the producing counties, cities and school districts.
(2) The state's share of Oil Extraction tax revenues are distributed to the state general fund, the permanent oil tax trust fund, the resources trust fund, education funds, and the oil and gas research fund.



Testimony on HB 1363

Regarding Amendments to Tribal College Assistance for Non-Beneficiary Students North Dakota Century Code Sections 15-70-04; 57-51.1-07

Before the North Dakota Senate Education Committee

**62nd Legislative Assembly
North Dakota State Legislature**

March 8, 2011

**Laurel Vermillion, President
Sitting Bull College
President, North Dakota Association of Tribal Colleges**

Mr. Chairman and members of the Committee:

The North Dakota Association of Tribal Colleges and our various member institutions are here today to seek amendments to the statute authorizing state funds to be provided to our Tribal colleges that will benefit non-beneficiary students at the Tribal Colleges within North Dakota. We have greatly appreciated the support of this Committee and the North Dakota Legislative Assembly in the past two biennia for similar bills as the one before you today. Later in our testimony, we present a summary of the way the funds provided were spent.

As most of you on the House Education Committee know, our Tribal Colleges in North Dakota provide educational services at affordable rates and accessibility for all students including persons who are not citizens of our Tribal Nations. The Tribal Colleges do not receive funds for these non-beneficiary students through the federal funding provided for Tribal colleges generally¹; those funds are specifically based on a formula that counts only Indians who are enrolled members of federally recognized Indian tribes or who are children of an enrolled member of a federally recognized Indian tribe. In the current state law, these are called "non-beneficiary" students, since the Tribal Colleges receive no federal funds for these students.

As many as 10% of students attending North Dakota Tribal Colleges may be considered "non-beneficiary" students; up until 2007, we did not receive any state funds to assist with the education of these students. Generally, such students are persons who live in or near

¹ The federal legislation is called the "Tribally Controlled College and University Act of 1999", last amended in the "Higher Education Opportunity Act of 2008."

our Tribal communities. Many of these students go on to four-year state institutions of higher education, and most of them stay in North Dakota after they graduate. Many of the non-beneficiary students, who often are young parents, would not be able to obtain a college education except through the Tribal Colleges.

Since 2007, our Tribal Colleges in North Dakota have been receiving state funds for non-beneficiary students in an amount far less than the average cost per student to educate these students. For these past two biennia, the total amount received has been \$700,000 per biennium. This year, the Tribal Colleges are seeking a total of \$10 million for the upcoming biennium (2011-2013), based on a newly developed formula which assures each Tribal College a minimum amount of funding. We also realize that the bill was amended by the House and the amount of \$1 million substituted for \$1.2 million. The new amount of \$1 million, which was in the Governor's budget for Higher Education (removed by the House Appropriations Committee because of this bill), is acceptable to us.

The new formula is found at lines 13-18 of HB 1363. Two of our schools have a relatively small number of non-beneficiary students, usually less than 30 students total for the two schools. These colleges are Sitting Bull College and Cankdeska Cikana Community College. The new formula will ensure that they receive a minimum amount of the funding available for all non-beneficiary students. All of our North Dakota Tribal Colleges are in favor of the new formula. Additional funds are being sought, which will enhance the opportunities for all of our Tribal Colleges to provide education for non-beneficiary students in a local setting. The amount sought will still be less per student than the amount each college receives for its Indian students through its federal funding.

The additional funds requested will significantly help each Tribal Colleges receiving them this next biennium, for several reasons:

- 1) Despite our best efforts to be efficient, our expenses continue to increase, such as cost of instruction, supplies, overall operations of our facilities, as well as the costs to defray the needs of our students, such as housing and other items. Most of these increases in costs are beyond our control. While the state funds are only supplemental to what the Tribal Colleges receive from other sources, these funds help with the increased expenses we experience year after year.

- 2) A key goal of our colleges is to continue to provide up-to-date curricula and programs which meet the needs of our students and communities. Technology is constantly evolving and so must our teaching methods. Providing updated curricula and using updated technology is expensive and the extra dollars obtained through the modest state funding program will provide a small part of the funds needed to assist our instructors and ensure curricula stay current. That, in turn, helps our non-beneficiary students.

3) Another use of the funds is to provide counselors for all students. Additional funds can support additional counseling, all of which assists in retention and the likelihood that students will graduate.

A brief summary of the non-beneficiary students served by each of our Tribal Colleges is provided below, along with a brief description of how the funds received through the state have been used thus far. Each of the Colleges must direct some of the funds towards indirect costs at the College. These may include costs of the finance office and ordinary space costs of the College. Also attached to this testimony is a "Fact Sheet" summarizing some of the salient facts about the populations served by the Tribal Colleges in North Dakota. The reservations served by the Tribal Colleges generally have high unemployment rates and low rates of higher education graduates. Each of the Tribal College presidents will provide additional information about their Colleges, their programs and who they serve.

Since the state program assisting the Tribal Colleges and their non-beneficiary students began, the Tribal Colleges have received three separate allocations of funds in the 2007-2009 and 2009-2011 biennia, and will soon receive one more allocation of \$350,000 for the second year of the current biennium.²

Cankdeska Cikana Community College (CCCC)

CCCC serves the Spirit Lake Tribe, located in northeast central North Dakota. For the past three years, CCCC has served an average of approximately 233 students each semester (other than the summer semester), and of those, an average of 9 have been non-beneficiary students. CCCC has used its funds to assist in subsidizing a student financial aid assistant.

Fort Berthold Community College (FBCC)

FBCC serves the Fort Berthold Reservation in northwest North Dakota, home to the Mandan, Hidatsa and Arikara Nations, officially called the Three Affiliated Tribes. In the most recently completed school year, FBCC served an average of 288 students per semester (other than the summer semester) and of those, an average of 32 have been non-Indian students. FBCC has used its funds for student financial aid and counselors.

Sitting Bull College (SBC)

SBC serves the Standing Rock Sioux Tribe, in south central North Dakota, whose population is approximately half in the state of North Dakota and half in the state of South Dakota. For

² Please note: the student figures provided in the summaries for each Tribal College are averages of the number of actual students. The Tribal Colleges report students to the state of North Dakota and to other funding agencies as "FTEs", or "full-time equivalents", which is the number of credits taken by all the students divided by the number 12 then divide by 2, which equals the FTE. This number is usually lower than the actual physical number of students.

the past three years, SBC has served an average of approximately 304 students each semester (other than the summer semester), and of those, an average of 9 have been eligible North Dakota non-beneficiary students. SBC has used its funds to subsidize student counselors.

Turtle Mountain Community College (TMCC)

TMCC serves the Turtle Mountain Band of Chippewa in north-central North Dakota. The Indian population served is roughly 40% of the entire Indian population in the state. For the past three years, TMCC has served an average of 613 students each semester (other than the summer semester), and of those, an average of 51 have been non-Indian students. TMCC has used its funds to defray various general expenses, including faculty costs, student services, operating expenses and textbooks.

United Tribes Technical College (UTTC)

UTTC serves Tribes from across the United States, but approximately 75% of all students are from the federally recognized Indian tribes in North Dakota, South Dakota and Montana. For the past three years, UTTC has served an average of 643 students each semester (other than the summer semester), and of those, an average of 47 have been eligible North Dakota non-beneficiary students. UTTC has used its funds for additional financial aid counselors.

For the reasons stated above, the NDATC urges the Senate Education Committee to give a "DO PASS" recommendation for HB 1363.

North Dakota Legislative Briefing

North Dakota Association of Tribal Colleges Briefing Document

FACT SHEET

1. The Native American population in North Dakota is comprised of five reservations, seven tribes and over 3.8 million acres of land.
2. The Native American population comprises 6.7% of North Dakota's population.
3. Unemployment rates on the five reservations average 59%.
4. Approximately 95% of the Native American students qualify for federal financial aid Pell Grants.
5. The five accredited tribal colleges and universities (TCUs) are currently in operation in the state of North Dakota are: Sitting Bull College, United Tribes Technical College, Berthold Community College, Turtle Mountain Community College, Cankdeska Cikana Community College.
6. The Colleges educate approximately 2800 students of these students the range of non-beneficiary students served is between 5-10%.
7. Tuition at the Tribal Colleges averages \$108.20 per credit.

HOUSE BILL 1363
62nd Legislative Assembly of North Dakota
Senate Education Committee – Senator L. Freborg
10:30 am, Tuesday, March 8, 2011 – Missouri Room
Testimony by: Dr. Jim Davis, President- Turtle Mountain Community College

Good morning! Chairman Freborg and members of the Senate Education Committee, my name is Jim Davis, President of the Turtle Mountain Community College (TMCC), Belcourt, North Dakota, located on the Turtle Mountain Band of Chippewa Indian Reservation.

I am here to testify in support of House Bill 1363, a Bill for an act relating to grants for non-beneficiary students enrolled in tribally controlled community colleges in North Dakota. TMCC is one of six original tribal colleges that began to provide higher education opportunities in the United States to its tribal members, other tribal members, and non-beneficiary students in the early 1970s. Today, TMCC is one of 35 tribal colleges within the U.S.

TMCC has been fully accredited since 1984 by the Higher Learning Commission/North Central Association of Colleges and Schools. We have collaborated with other ND colleges and universities since its inception in 1972. Many of our students transfer to other four year institutions within ND and outside of the State. We continue to have a strong collaboration with the North Dakota University System and the Chancellor's Cabinet.

While tribal colleges are able to offer a tribal focus, student enrollment at TMCC enjoys a diverse population of Native and Non-Native (non-beneficiary) students. Non-Native students include Caucasian, Asian, Hispanic, and African American. In Academic Year (AY) 2007-2008, 8% of the students enrolled at TMCC were non-beneficiary; in AY 2008-2009, 7% were non-beneficiary; and, in AY 2009-2010, 9% were non-beneficiary.


In addition to producing transfer students, TMCC also graduates both Native and Non-Native students in all degree programs, including Bachelor's, AA, AS, and AAS, Certificate programs. In the past three academic years, TMCC has graduated 428 students. The TMCC is very affordable and accessible, and provides state-of-the-art facilities.

HB-1363 is not necessarily about Native American students or about TMCC, it is about providing financial resources to TMCC for its non-beneficiary students. These non-beneficiary students choose to attend TMCC because of its affordability, its accessibility, quality programs, and opportunities to later transfer to other colleges in North Dakota should they choose that option.


Since 2007, TMCC has used funds from HB-1363 to (1) fund faculty salaries; (2) student services; (3) operating expenses; (4) repairs and maintenance; and (5) books, calculators and classroom text books.

I strongly recommend a "Do Pass" by this Committee for the requested \$1,000,000 per biennium. Thank you very much and I will entertain any questions you may have at this time.

(# 3)



UNITED TRIBES TECHNICAL COLLEGE
3315 UNIVERSITY DRIVE
BISMARCK, NORTH DAKOTA 58504 • PHONE 701-255-3285 • FAX 701-530-0605



**Testimony Supporting HB 1363
Providing Grants to Tribally Controlled Community Colleges in North Dakota
for Non-Beneficiary Students**

**Before the North Dakota Senate Education Committee
62nd Legislative Assembly
North Dakota State Legislature**

March 8, 2011

**David M. Gipp, President
United Tribes Technical College**

Mr. Chairman and members of the Committee:

First, I want to thank Senator Freborg and Senator Flakoll for being sponsors of this legislation, which is very important to the Tribal Colleges in North Dakota.

United Tribes Technical College (UTTC) strongly supports the passage of HB 1363. For the past two biennia, beginning in 2007, the Tribal Colleges in North Dakota have received modest grants administered by the North Dakota University System to help defray the costs of educating students for whom the Tribal Colleges do not receive any federal funds. These students are termed "non-beneficiary" students.

For UTTC, the funds received have allowed us to support one and one-half financial aid counselors to assist our students, including non-beneficiary students, obtain all of the financial aid for which they are eligible. United Tribes has averaged about 47 non-beneficiary students in its last three academic years, out of more than 675 students who attend our college. These students come to UTTC in part because it has programs that other local colleges do not offer, such as our licensed practical nursing and medical transcription programs.

Our Tribal Colleges, including United Tribes, are true community colleges serving their local communities, much like the other community colleges in North Dakota. In the case of UTTC, we also serve students who come from other reservations in the region and across the United States, but who often end up staying in North Dakota. Many go on to further their education at North Dakota colleges and universities. Our non-beneficiary students, however, are primarily local residents who plan on staying in North Dakota. Because our colleges serve their local communities, and are open to all applicants, regardless of race, it seems logical for the state of North Dakota to provide some funding for these institutions.

#4

In this coming biennium, HB 1363 will create a formula that guarantees a minimum amount to our smaller Tribal Colleges. We think this is fair, especially as HB 1363 also authorizes additional funds for all of the Tribal Colleges in our state. These additional funds will help us continue to provide first rate services for our non-beneficiary students, among other things.

A bit of further background about UTTC: UTTC is fully accredited by the Higher Learning Commission of the North Central Association of Colleges and Schools, and offers more than 17 degree programs to more than 650 full-time students each semester. We are now also seeking accreditation to offer three four year degrees. We were established in 1969, and the Bureau of Indian Affairs initially operated UTTC as a vocational training school. The four Tribes in North Dakota took over the operation of the facility in 1971, and added the Sisseton-Wahpeton Sioux Tribe, now called the Sisseton-Wahpeton Oyaté, as a full member of its governing board shortly thereafter. The governing board of UTTC is composed of 10 members, two from each of the Tribes with a presence in North Dakota, including the Chairman from each Tribe. UTTC's campus is a residential one, providing housing for most of its students, along with a number of other services, including a health clinic, wellness center, 24 hour security, a cafeteria, athletic programs, day care and a K-8 elementary school for children of our students. Most of these facilities are open to all of our non-beneficiary students, as well.

We know that there are many kinds of programs competing for limited funds that the state of North Dakota has available. But in our opinion, investing in higher education for North Dakota citizens is a good investment. We understand that the House amended the bill to reduce the amount of the total appropriation to \$1,000,000, the amount provided in the Governor's budget. We accept the action of the House in this matter. We urge the House Education Committee to give a "DO PASS" recommendation for HB 1363, as amended.

Sixty-second
Legislative Assembly
of North Dakota

ENGROSSED HOUSE BILL NO. 1363

Introduced by

Representatives Kasper, D. Johnson, R. Kelsch

Senators Flakoll, Freborg, Wardner

- 1 A BILL for an Act to amend and reenact sections 15-70-04 and 57-51.1-07.4 of the North
2 Dakota Century Code, relating to grants for nonbeneficiary students enrolled in tribally
3 controlled community colleges; and to provide an appropriation.

4 **BE IT ENACTED BY THE LEGISLATIVE ASSEMBLY OF NORTH DAKOTA:**

5 **SECTION 1. AMENDMENT.** Section 15-70-04 of the North Dakota Century Code is
6 amended and reenacted as follows:


7 **15-70-04. Submission of grant application - Distribution of grants.**

8 In order to qualify for a grant under this chapter, ~~an institution~~ a tribally controlled community
9 college shall submit an application in the manner required by the state board of higher
10 education. The application must document the enrollment status of each student ~~on whose~~
11 ~~account~~ who qualifies for financial assistance under this chapter ~~is sought~~. If an application is
12 approved, the board shall distribute to ~~each~~ the tribally controlled community college, during
13 each year of the biennium, ~~five~~ ten thousand dollars for each of the first ten full-time equivalent
14 nonbeneficiary students, and seven thousand three ~~five~~ hundred four dollars per ~~for~~ each of the
15 next ten full-time equivalent nonbeneficiary student. If the students. The remainder of any
16 amount appropriated is insufficient, the board shall distribute and available for distribution
17 during each year of the biennium must be prorated amount per among all other full-time
18 equivalent nonbeneficiary students. students.

19 **SECTION 2. AMENDMENT.** Section 57-51.1-07.4 of the North Dakota Century Code is
20 amended and reenacted as follows:

21 **57-51.1-07.4. Separate allocation of state share of collections from reservation**
22 **development.**

23 Notwithstanding any other provision of law, the state treasurer shall transfer to the
24 permanent oil tax trust fund the first ~~seven hundred thousand~~ one million dollars of the state's



MEMORANDUM

To: ND State Senate Education Committee

From: North Dakota Association of Tribal Colleges (NDATC)

Date: March 8, 2011

Subject: Purpose of HB 1363 and funding for Tribal colleges based on number of non-beneficiary students at North Dakota's Tribal Colleges

Yesterday, March 8, 2011, at the hearing on HB 1363, a question was asked regarding how state funds received by North Dakota's tribal colleges were spent in relation to non-beneficiary students – i.e, did non-beneficiary students who attended North Dakota's Tribal Colleges have to pay tuition? ¹

This raises a larger question as to the purpose of the underlying legislation, now a state statute, Chapter 15-70 of the North Dakota Century Code.

The idea behind Chapter 15-70 is that the North Dakota Tribal Colleges do not receive any funds from the state or federal government to support the education these colleges provide to non-beneficiary students. They do receive, on a per Indian student basis, an amount of approximately \$5,800 per student, from the Federal government to educate Indian students. The federal funds received are not used for scholarships to Indian students, or to offset tuition costs for Indian students²; they are the equivalent of the state aid provided to the North Dakota college and university system.


Thus, the funding received from the state is meant to assist each Tribal College in defraying the expenses of education non-beneficiary students, as much as possible, not to be paid directly to non-beneficiary students.

The formula change contemplated in Section 15-70-04 of HB 1363 is simply meant to provide a minimum amount of funding for the Tribal Colleges with the smallest enrollment of non-beneficiary students, but still based on student count. The other Tribal Colleges in North Dakota have accepted that formula, even though it means they receive slightly less in funds.

For your information, for the first two biennia, the funds provided to each Tribal College have been much less than the federal funding available for each Indian student. That is why an increase in funding (from \$700,000 to \$1 million) has been requested. Please feel free to contact our NDATC Executive Director, Jen Janecek Hartman, if you have any other questions.

¹ Other questions were asked concerning data on placement, retention and graduation rates of non-beneficiary students. This information is being gathered and will be available in a few days.

² Also for your information, and by way of correction, the tuition for UTTC is \$95 per credit hour, not \$120 as was stated by President Gipp at the March 8, 2011 hearing.



MARCH 2011 • VOL. 20 - NO. 3
UNITED TRIBES TECHNICAL COLLEGE
BISMARCK, NORTH DAKOTA

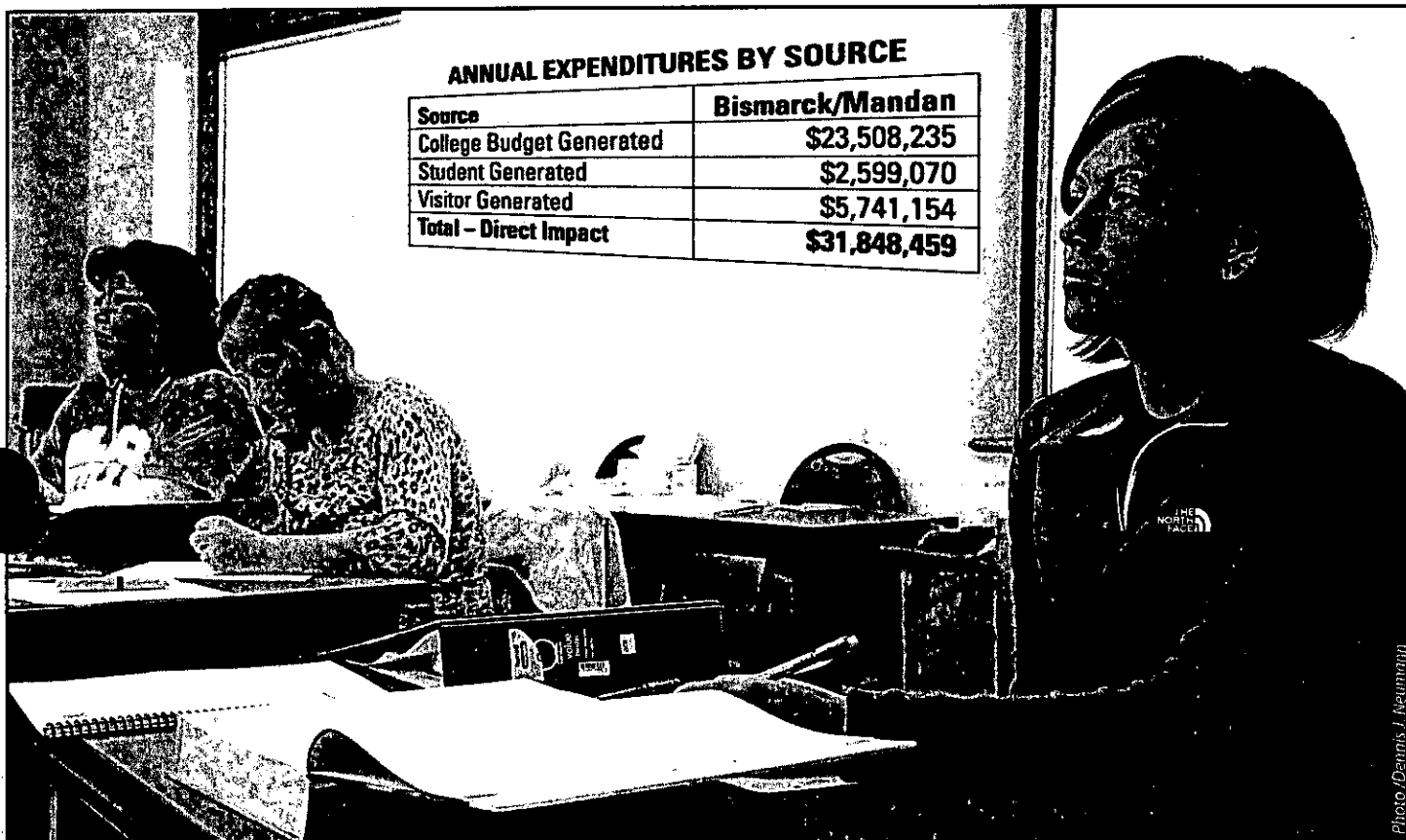
UNITED TRIBES NEWS

www.uttc.edu



Litefoot at UTTC page 26

United Tribes economic impact is \$31.8 million



Source	Bismarck/Mandan
College Budget Generated	\$23,508,235
Student Generated	\$2,599,070
Visitor Generated	\$5,741,154
Total - Direct Impact	\$31,848,459

Photo/Dennis J. Neumann

In January, Practical Nursing students were among the first to take classes in the college's newly constructed science and technology building.

Tribal College brings millions of dollars into local economy

BISMARCK (UTN) – Having a tribal college in the community means millions of dollars for the economy of Bismarck-Mandan, according to an new economic study.

The total direct impact was \$31.8 million last year, according to the study "The Economic Impact of United Tribes Technical College on the Economy of the Bismarck/Mandan, ND Area," published by the college in January.

"This is a substantial amount of economic activity coming from one organization," said David M. Gipp, United Tribes president. "It underscores the significance of our role in the community and emphasizes our value as an input in the Bismarck-Mandan economy."

The economic impact generated by United Tribes during FY 2010 came primarily from external sources in the form of federal

grants and student financial aid. All are considered new dollars coming into the local and state economy.

With a 2009-10 enrollment of 1,762 students, United Tribes is the third largest of the nation's three dozen tribal colleges and universities, the study said. The college began offering vocational training programs for American Indian students and their

Continued on page 19

UNITED TRIBES SPRING BREAK MARCH 7-11, 2011

Congressman Berg meets with ND tribal leaders



MAKING CONNECTIONS: Spirit Lake Tribal Chair Myra Pearson exchanges information with North Dakota Congressman Rick Berg January 29 in Bismarck. Pearson and other North Dakota tribal leaders expressed their concerns and needs to the new congressman during a meeting at United Tribes Technical College. When Pearson commented about the rising waters of Devils Lake, Berg said it was vital to get water off the lake. "It has to be a cooperative effort of a lot of people," he said. One of Berg's assignments in Congress is on the House Ways and Means Committee.



Online Cafeteria Menu Coming Soon!
Look for it at www.uttc.edu

KODA THE WARRIOR "What Are You Waiting For?"

CREATED BY MARK L. MINDT
SPIRIT LAKE NATION

ARE YOU A PRISONER?
Do you ever feel like you are a prisoner to your own negative thoughts and/or actions? Like you are chained down to some low spot in your life?

WHEN DOES LIFE BEGIN?
Maybe it keeps you so low you can't move ahead... You don't want to do anything but wait for something better in life to happen.

MAKE
It's your life, make the most of what you were given.

HOKA HEY!

Tell yourself I'M WORTH THE EFFORT!

©2005 Pony Gulch Publishing

Classic Koda Reprinted from UTN Vol. 17 - No. 2

kodathewarrior@yahoo.com

Sunday Success Story

By Nathan S. Stratton, UTTC Associate VP Enrollment Mgmt & Student Finance, NDASFAA President

Another College Goal Sunday has passed and I never cease to be amazed and gratified by the turnout of families and volunteers who fill out FAFSAs early in the year.

FAFSA is the Free Application for Federal Student Aid. It's the form used to determine eligibility for student financial aid, including Pell grants and work-study programs. The paperwork can be complicated and time-consuming. So, on College Goal Sunday - usually a week or two after Super Bowl Sunday - volunteers give freely of their time and expertise to help students and families fill out and submit the forms.

Here we were, on Sunday, February 13, in the midst of another snowy winter, and hundreds of families and dozens of volunteers turned out across North Dakota to participate in the very important work of helping people plan ahead for their higher education.

North Dakota volunteers gathered at 11 sites. Before the afternoon was over, between 400 and 500 families were assisted. All five tribal colleges in North Dakota hosted events, as well as five colleges in the ND University System and a high school.

It was pretty exciting.

I am always amazed by the service that dedicated volunteers put in. These are financial aid professionals, TRIO staffers, and school counselors. They come from the private and public sectors to make this effort a success year after year. They have braved



Volunteer Michelle Fox of United Tribes advises Brandi Davidson and her mother Lisa, Mandan, in the college's Jack Barden Student Life and Technology Center. Fifty-one families were assisted with their FAFSA applications at UTTC on College Goal Sunday.

blizzards and bone-chilling cold to meet students and their families and help answer basic questions that we know can be daunting.

After College Goal Sunday is over, there's more that goes on every day in the work of financial aid professionals. The success of their outreach and service largely determines who gains access to higher education.

In places like North Dakota, where we have one of the highest high school graduation rates in the country, it may seem like the job is routine. But there is still plenty of college access work to do.

There are huge disparities in high school and college graduation rates for minority students and students in lower economic brackets. While we can't solve those problems alone, student financial aid professional must know they exist and that more work is needed.

College Goal Sunday 2011 is over but you can be sure there will be an examination of our programs to strengthen our outreach efforts and consider how we can embrace the challenge of college access and success for all students.

College Goal Sunday Sponsors:

Bremer Bank, Grand Forks North Dakota College Access Network, Wells Fargo

Participating North Dakota Colleges:

Turtle Mountain Community College, Belcourt
United Tribes Technical College, Bismarck
Dickinson State University
Skills & Technology Training Center, Fargo
Candaska Cikana Community College, Fort Totten
Sitting Bull College, Fort Yates

Grafton High School
University of North Dakota, Grand Forks
Minot State University
Fort Berthold Community College, New Town
Williston State College

More information about student financial aid at United Tribes, contact Allison Davis 701-255-3285 x 1700, adavis@uttc.edu

STUDENT FOCUS:

by Nathan Stratton, Associate VP Enrollment Mgmt. & Student Finance

Kara Four Bear Cheyenne River Sioux Tribe ELEMENTARY EDUCATION

Student Kara Four Bear is from South Dakota and the mother of two children. She is currently completing an AAS degree at United Tribes Technical College and, at the same time, earning a BS in Elementary Education through a collaborative program with Sinte Gleska University, a tribally controlled university in South Dakota.

Kara describes her educational journey as a non-traditional student like this:

"I have thrived in the culturally relevant and supportive environment that United Tribes Technical College provides. I have been afforded the opportunity to not only become a knowledgeable and capable professional, but have been provided with other educational opportunities to further enhance my leadership and organizational skills."



Kara is currently researching Master's and Doctorate programs to continue her education. As soon as she finishes, she hopes to return home to teach elementary school and find other ways to contribute.

In her words, she seeks "to make a positive difference for Native Americans through education."

United Tribes Technical College

MISSION

United Tribes Technical College is dedicated to providing American Indians with postsecondary and technical education in a culturally diverse environment that will provide self-determination and economic development for all tribal nations.

VISION

- United Tribes Technical College is a premiere college, a leader in Tribal education, arts, and cultural preservation; technology; research; and the humanities.
- UTTC foresees a campus community with state-of-the-art facilities.
- UTTC aspires to be self-sustaining in line with its mission for tribal self-sufficiency and self-determination.
- Most importantly, UTTC envisions skilled, knowledgeable, culturally-grounded, healthy graduates who will achieve their educational goals; empower their communities; and preserve the environment, tribal land, water, and natural resources.

VALUES

- United Tribes Technical College Board Directors, Administration, Staff, Faculty, and Students are guided in their actions by the following values:

U – Unity	T – Traditions
N – Native Americans	R – Respect
I – Integrity	I – Independence
T – Trust	B – Bravery
E – Education	E – Environment
D – Diversity	S – Spirituality

- United Tribes affirms these values as being representative of the tribal medicine wheel concept. This takes into consideration an individual's physical, intellectual, cultural, and emotional wellness. When these ideals are practiced, the UTTC community will flourish.

United Tribes Governing Board
UNITED TRIBES TECHNICAL COLLEGE
UNITED TRIBES OF NORTH DAKOTA

STANDING ROCK TRIBE

Charles W. Murphy, Chairman

THREE AFFILIATED TRIBES

Tex Hall, Chairman

SISSETON-WAHPETON OYATÉ

Robert Shepherd, Chairman


TURTLE MOUNTAIN BAND OF CHIPPEWA

Merle St. Claire, Chairman

SPIRIT LAKE TRIBE

Myra Pearson, Chairperson

United Tribes Technical College SPRING TERM 2011 ENROLLMENT



724 Total Undergraduate Student Enrollment
52% increase from Spring 2010 enrollment of 476

UTTC's undergraduate degree-seeking students increased to 566, and new programs added an additional 158 students participating in undergraduate continuing education and professional development coursework. These numbers are reflective of the college's recent trend of aggressive growth and increased outreach to the Bismarck-Mandan community.

Nathan S. Stratton, UTTC Associate VP Enrollment Mgmt. & Student Finance

DISABILITY SUPPORT SERVICES

United Tribes Technical College recognizes its responsibility for making reasonable accommodations to ensure there is no discrimination on the basis of a disability as established under section 504 of the Rehabilitation Act and the Americans with Disabilities Act. Reasonable support services, accommodations, and appropriate referrals are coordinated through the office of Disability Support Services.

The UTTC office of Disability Support Services is a resource for all UTTC Students with a documented disability from a licensed professional and is committed towards supporting the student in accessing all UTTC Academic Programs. The DSS office collaborates in assessing students' needs and provides appropriate reasonable accommodations in a timely manner.

UTTC Students are encouraged to schedule an appointment and visit with the Disability Support Services Coordinator in promoting self advocacy towards Academic Success within the United Tribes Technical College community.



DSS COORDINATOR:

Tammy Kelsch

Black Barden Center • Room 215

701-255-3285 x 1465

Fax: 701-224-7230

First GED Awarded to FACE Student

By Annette Muñoz-Beyer, FACE Adult Educator

Trevin Iron Road was the first recipient from the TJES FACE program to earn his North Dakota GED High School Diploma.

The FACE program is a family literacy program located on the United Tribes campus. Family members enroll with children, ages prenatal to seven.

Trevin was enrolled with his niece Anahla Knife, under the Home Base program. Trevin and Anahla were served by parent educator Bernadette Dauenhauer.

The Home Base program is served by two parent educators who offer home visits for parents of prenatal through three-year-olds.

The Center Base portion of the program is located at Building 36 on campus and offers a preschool for children ages 3 – 5 and an Adult Education program for adults wanting to work towards their GED, work on job skills training, or to receive support as they pursue their college degrees.



Trevin Iron Road

For more information about these services, please contact me, Annette Muñoz-Beyer, Adult Educator, FACE, 701-255-3285 x 1541.

Like Youth FORWARD

CONTEST

✓ Tell us how North Dakota can help you grow and succeed & YOU CAN WIN PRIZES!

visit us on Facebook for more info

f / ND Youth Forward

www.ndyouthforward.com

YouTube f e

CAMPUS WELLNESS PROGRAM

"Just Move It"

Nutrition & Fitness Program
Healing Room

Lewis Goodhouse Wellness Center

Each Tuesday through April 26, students, staff and faculty are encouraged to participate in "Just Move It," the Nutrition and Fitness Program.

Nutrition and Wellness topics, exercise activities and a check-in for measurements and weight changes are included in 30 minute sessions with additional time for walking or exercising.

Walking Club

Through April 26

*Walking in the gym during cold weather;
Treadmills count towards miles walked.

20 laps in large gym = 1 mile

*Must sign in to keep track of miles

Group Walks (weather permitting)

Meet in front of Wellness Center:

12 to 12:30 p.m. and 4 to 4:30 p.m.

Volleyball League

Through April 27

Each Wednesday @ 6pm

Game Time is Forfeit time

Multi-Purpose Room

5-on-5

More information

Tamera Marshall, 255-3285 x 1492

tmarshall@uttc.edu

We have more than just textbooks...

Watch for
new spring
sportswear
arrivals!

Taking
graduation
announcement
orders now

Shop online:
www.uttc.edu

Jack Barden
Center
Monday-Friday
8 am - 5 pm
701-255-3285
ext. 1459

UTTC
BOOKSTORE
20% OFF
Any Single Sportswear Item

Regularly priced items only.
Expires 3/31/2011



Please Stop
Domestic Violence
Lets help each other stay safe...

If you have any questions or concerns about domestic violence,
my office is in the Wellness Center. I am available M - F, 8-5.
You may call UTTC Security to get in touch with me after hours.

The United Tribes Domestic Violence program partners with the Abused Adult Resource
Center. Their hours are 8-4, M - F. 701-222-8370. After hours 1-866-341-7009.

STAY SAFE, STAY ALIVE.
UTTC respects your privacy
and confidentiality.

WE WANT YOU TO BE SAFE.

Julie Beston Sage,
Domestic Violence Advocate
United Tribes Technical College

701-255-3285 x 1456
jbestonsage@uttc.edu

SHARING OUR

United Tribes Technical College Self-Study

Criterion Five:

**As called for by its mission,
the organization identifies its
constituencies and serves them
in ways both value.**



UPCOMING MEETINGS

March 2011

- TBA Great Plains Indian Gaming Conference, Prairie Knights Casino, Information: 701-255-9275, gpiga@gpiga.com, www.gpiga.com
- 3/8 - 3/9 NIGA Winter Legislative Summit, Washington, D.C., www.indiangaming.org
- 3/14 - 3/17 RES 2011, Las Vegas, NV, www.ncaied.org
- 3/15 - 3/17 BIA/Tribal Interior Budget Council (TBIC) formerly (TBAC), GPTCA Representatives: President Rodney Bordeaux and Chairman Michael Jandreau

April 2011

- 4/3 - 4/6 NIGA Annual Conference & Trade Show, Phoenix, AZ, www.indiangaming.org
- 4/8 - 4/12 Higher Learning Commission Annual Conference, Chicago, IL, www.ncahlc.org
- 4/16 - 4/18 2011 AIHEC Student Conference, Bismarck, ND, www.sittingbull.edu



United Tribes Technical College *Academic Calendar*

Feb. 28 - March 4	Mid-Term Exams
March 7 - 11	Spring Break
March 18	Last Day to Drop a UTTC Class
March 23	College Career Fair



SOUND CONTRACTOR PROPOSALS SOUGHT

United Tribes International Powwow

The United Tribes Powwow Committee seeks written proposals from sound contractors for the 2011 United Tribes International Powwow. A sound contractor will be selected to perform work-for-hire during and throughout the 42nd Annual United Tribes International Powwow at Lone Star Arena on the campus of United Tribes Technical College, Bismarck, North Dakota, from September 8-11, 2011.

The sound contractor will: Operate the college's powwow sound system for best audio results for the audience and equipment safety; Provide for and supervise microphone handlers during the entire event; Make state-of-the-art, digital audio recordings of the powwow in its entirety on the contractor's equipment; and Supply the college with the digitized recordings at or before the end of the powwow event.

United Tribes will provide lodging, powwow entry passes, sound contractor credit in powwow publications and recordings, and the agreed-upon fee for the services rendered. All recordings will be the sole property of United Tribes.

Proposals should include: Name and contact information (including e-mail); Tribal affiliation; Description of contractor's sound and recording equipment; Fee requirement for (1) sound system operation and (2) audio recording; Listing of previous powwow sound contracting work; and Names and contact information of three references.

Submit proposals to: United Tribes Powwow Committee, % Office of Public Information, United Tribes Technical College, 3315 University Drive, Bismarck, ND 58504. E-mail proposals will be accepted: opi@uttc.edu

Earning Your Way



Nutrition and Foodservice

Associate of Applied Science Degree

The Nutrition and Foodservice program at United Tribes Technical College is an opportunity for hands-on experience.

- Healthful food preparation
- Food science
- Food safety
- Wellness
- Community nutrition

Graduates are professionally trained with food preparation and nutrition education skills that allow you to make a positive impact on the health of American Indian people.

Follow one of two-degree majors: Nutrition and Wellness or Foodservice/Culinary arts. You choose depending on your interest. Both are offered on campus and Online.

You have the opportunity to take a national exam to become ServSafe Certified and/or a national exam to be credentialed as a Certified Dietary Managers (CDM).

A degree prepares you for employment or to successfully transfer into programs of advanced training to become a dietitian or chef.

After graduating, you are prepared for employment with school lunch, WIC, diabetes/wellness programs, hospital or elderly care food service, and casino kitchens or private restaurants.

Earn Your Way with a two year Associate of Applied Science degree in Nutrition and Foodservice.

United Tribes



Technical College

Nutrition and Foodservice Program

Annette Broyles, Chairperson

abroyles@uttc.edu

3315 University Drive • Bismarck, ND 58504

701-255-3285 x1406 • www.uttc.edu



Exact Med

Transcription Training

- Experienced Staff in Medical Transcription & Nursing
- Open Enrollment (Start when you are ready)
- Flexible On-line Training
- Employment Placement Upon Successful Completion
- Approved by the Association for Healthcare Documentation Integrity (AHDI)
- Individualized Student Support
- Work From Home
- Great Income Potential

1-866-556-5327 • www.exactmed.com



*Ideas that
soar...*

Looking for quality design, convenience,
& fast turn around times at an affordable price?

Then count on us for all your printing needs.

Complete Set-up - Custom Design - Printing
Brochures - Letterheads - Envelopes - Business Cards
Newsletters - Booklets - Formal/Informal Invitations
Catalogs - Flyers - Posters - Forms

Call us today for a free estimate.

701-255-3285 x1296

www.uttc.edu



We're located on the campus of United Tribes Technical College
3315 University Drive - Building 7 - Bismarck, ND 58504

Supplemental Instruction Offered

By Glen Philbrick, United Tribes
Retention Coordinator

United Tribes is now offering Supplemental Instruction in selected courses. SI involves a series of weekly review sessions for students enrolled in courses that are often considered difficult. SI is suitable for any student with the desire to improve their grade and understanding of the course material.

Student To Student Process

Here's how it works. Instructors have the names of students who excel in a course and who are good at sharing what they know with others. These are the SI leaders. They have received training and they will make themselves available to attend a class and know what material to cover.

SI is not tutoring despite being called tutoring. SI assists students in developing strategies for learning in all courses.

SI sessions involve a good deal of group activity because students tend to learn more through peer interaction. Study groups make a huge difference in learning and in retaining information.

Ask your instructor which courses are involved with SI, or contact me for more information: Glen Philbrick, gphilbrick@uttc.edu, 255-3285 x 1342.

29th Annual

PROTECTING OUR CHILDREN

National American Indian
Conference on
Child Abuse & Neglect

April 17-20, 2011
Anchorage, Alaska

"Honoring Our Traditions:
Sustaining Our Families"

www.nicwa.org/conference

Emergency Notification System

By Bill Wuolu, United Tribes Safety Director

The general safety and welfare of students, staff, faculty and visitors is the top priority at United Tribes. Therefore, I am pleased to announce that UTTC has updated our Emergency Notification System (ENS). During an actual emergency UTTC will be able to contact students, employees, and parents.

The updated ENS is designed to send emergency messages to enrolled campus members (students, staff, faculty & parents with children enrolled in TJES) via cellular (text) messages, telephone and/or e-mail, along with the current campus computer pop-ups & phone calls, when circumstances dictate.

In the event of an actual emergency you will receive a message that briefly explains what has happened; at that time go to <http://www.uttc.edu> for updates & more information of what to do.

To ensure that this system is operating properly, and that the message is getting out, we test on a monthly basis: the last Friday of every month. For whatever mode(s) of communication that you register for, you will receive these test messages, all other messages will be emergency notifications:

REGISTRATION

1. Enrollment available to all students, staff and faculty of UTTC, and parents of TJES students, free of charge
2. In order to receive ENS messages, members of UTTC community must enroll and provide contact information indicating by what means they would like to be notified in case of an emergency.
 - Personal information will be exempt
 - ONLY land line phone numbers, cellular phones and e-mail will be subject to disclosure for emergency contact

• Under the Family Educational Rights and Privacy Act (FERPA) any student information for the purpose of emergency notification system shall be disclosed only for this reason.

3. A message will be sent out via the college's phone/text message/e-mail.
4. New employees will be provided with the option to enroll upon day of hire.
5. A specific date will be given to each enrolled member to update their information at the beginning of each new semester. At the end of each semester we will be deleting the current list of enrolled members and you will be asked to re-enroll at the beginning of the next semester.
6. All members will have the choice to opt out in a timely manner. To do so please contact me by email bwuolu@uttc.edu
7. All student/staff/faculty are highly encouraged to participate in the Emergency Notification System.

You will be able to register by following this link: <http://www.uttc.edu/ens/> or by entering the address into your web browser. You can also find a quick link to the page on <http://www.uttc.edu> in the link section, located in the bottom left of the main page, under Emergency Notification System. Once there, choose the media by which you receive your messages; you may choose more than one, but will need to register for each individually.

Feel free to contact me with any questions: Bill Wuolu, United Tribes Safety Director, 701-255-3285 x 1600; DID: 701-530-0655; Cell: 701-425-2371; e-mail bwuolu@uttc.edu.

Resolutions

United Tribes of North Dakota
Passed January 29, 2011

UTND Resolution No. 11-01-01: Expresses support for full funding for Indian programs in 112th Congress and opposition to cuts in programs benefitting American Indians and Tribes.

UTND Resolution No. 11-01-02: Authorizes a grant application to the U.S Department of Housing and Urban Development Rural Innovation Fund for reservation housing.

UTTC Resolution No. 11-01-03: Expresses continued and renewed support for locating an Indian Law Enforcement Training Center at United Tribes Technical College; to amend the law enforcement training MOU and request additional funding.

More information:

Tomas M. Disselhorst, UTTC,
701-255-3285 x 1238, tdisselhorst@uttc.edu

FREE SERVICE for Parents

Standing Rock Early Childhood Tracking
RIGHT TRACK/TRACKING


Services:

- Right Tracks
- IEP Support Service for children ages 3-5
- Infant Development for children ages 0-3

More Information:
Crystal Karas
UTTC Child Development Center
Bldg. 100 - Upper Level
701-255-3285 x 1624

These services are provided through Standing Rock Early Childhood Tracking

PO Box 697
Fort Yates, ND 58543
701-854-3678
888-237-1405



Healthy Relationships Curriculum Training of Trainers

Tuesday 6pm to 7pm through March 8th, 2011

Everyone welcome couples encouraged to attend!

For more info Contact Lisa Stump @ 255-3285 ext 1323; lstump@uttc.edu

Training curriculum references and materials provided by Native Wellness Institute

Tribal-related Legislation

2011 North Dakota Legislature

HB 1003 Higher Ed funding, contains appropriation to Tribal Colleges for non-beneficiary students, heard in House Approps Committee

HB 1005 Indian Affairs Commission appropriation: heard in Approps Committee

HB 1049 Tribal and State Relations Committee; DPI study to provide for reports to the legislature. 2/08 reported out of committee with do pass as amended

HB 1128 Creating state career and tech ed. commission, heard in House Ed. Comm., amended, voted out do not pass 15-0

HB 1198 New allocation to counties of a portion of the state's share of oil and gas gross production tax revenues from production within the Fort Berthold Reservation; to provide for retroactive application; 2/08 reported back, do not pass

HB 1208, 1263 & 1257 UND logo bills heard in House Ed. Comm.

HB 1268 Allocation between counties and the state general fund of oil and gas gross production tax revenues from production within the Fort Berthold Reservation; 2/08 reported back do pass.

HB 1363 funding for non-beneficiary students at tribal colleges; heard in House Ed Comm., reported out due pass 15-0, re-referred to Appropriations

HCR 3004 To direct the legislature to study Indian education issues, including a fair and equitable allocation of all state and federal educational funding; Sponsor(s): 02/08 reported back do not pass

SB 2204 No funding for Northern Plains Heritage area; heard in Sen. Ag. Comm.

SB 2051 Relating to enhanced penalties for conviction of discrimination in public places, aggravated assault, and harassment involving a hate crime; 2/01 second reading failed to pass, yeas 10 nays 37

SB 2052 Relating to an enhanced penalty for conviction of criminal mischief involving a hate crime; 2/02 Second reading in Senate, failed to pass, yeas 2 nays 44



LEADING VOICES: North Dakota's Tribal College presidents have continued their tradition of attending the legislature to provide information during hearings on HB 1363, funding non-beneficiary students at tribal colleges. Before the House Education Committee on January 24, from top left, were Dr. Laurel Vermillion, Sitting Bull College, Fort Yates; Dr. Jim Davis, Turtle Mountain Community College, Belcourt; Dr. Cynthia Lindquist, Cankdeska Cikana Community College, Fort Totten; and Dr. David M. Gipp, United Tribes Technical College, Bismarck.

SB 2053 Relating to extension and duties of the committee on tribal and state relations; 1/25 Second reading, passed, yeas 47 nays 0; 1/26 House received from Senate

SB 2130 Appropriation for a director of Indian education in DPI; heard in Sen. Ed. Comm; amended, reported out due pass 7-0; appropriation reduced; re-referred to Appropriation Committee

SB 2208 Relating to the income tax exemption applying to qualifying reservation residents; 2/03 second reading, passed, yeas 45 nays 0; 2/04 House received from Senate

SB 2234 Enacts state statute that requires Federal govt. to make no designation of Federal lands in North Dakota, heard in Sen. Natural Resources Comm.

SB 2339 Appropriation for native language preservation, heard in Sen. Approp. Comm.

SB 2348 Amends tax agreement with Three Affiliated Tribes regarding oil taxes allowing 80-20 split, heard in Sen. Natural Resources Comm.

SB 2353 Tribal-state political subdivision cooperation; heard in Sen. Govt. Veterans Affairs Comm.

SB 2359 Requires at least one polling place on reservation for mail ballot elections, heard in Sen. Judiciary Comm.

SCR 4012 Resolution directing a legislative study of feasibility and desirability of placing the entire Fort Berthold Reservation in a single public health unit; referred to Sen. Human Svcs. Comm.

SCR 4021 Resolution directing a legislative study of feasibility and desirability of developing a strategic partnership between the State Tourism Division and corresponding tribal tourism departments or tourism alliances to promote ND tourism.

For the latest status on bills visit the North Dakota Legislature's website and find this link: <http://www.legis.nd.gov/assembly/62-2011/leginfo/bills-res-jour/index.html>

More information:

Chadwick Kramer, ND
Indian Affairs Commission,

701.328.2406,

ckramer@nd.gov

Tomas M. Disselhorst, UTTC,

701-255-3285x1238,

tdisselhorst@uttc.edu

Call for Manuscripts

American Journal of Education

Special Issue: "Leadership in American Indian & Alaska Native Education: Opportunities and Challenges"

Inviting the submission of manuscripts that provide an overview of current issues and trends impacting school leadership (K-12) as it relates to the education of American Indian and Alaska Native students. Manuscripts should address one of three themes: (1) a critical and in-depth discussion and analysis of the impact of the self-determination movement of the 1960s on the field of Indian education over the past 40 years, (2) conceptual and theoretical manuscripts that address current educational policies and practices, as well as pose recommendations for future research in the field of Indian education, and (3) empirical research involving American Indian and Alaska Native students in public schools, as well as those attending schools operated or funded by the Bureau of Indian Education and tribes.

A particular interest in manuscripts that incorporate both western and Indigenous ways of knowing as related to the study and practice of educational leadership.

Prospective authors asked to submit a 1,000-word overview for consideration by the guest editors and the editorial review board. Manuscripts should be received no later than April 15, 2011 and can be submitted electronically to: <http://www.editorialmanager.com/aje/default.asp>

More Information: Susan C. Faircloth, Pennsylvania State University, 814-863-3775, scf2@psu.edu

American Indian Journalism Institute

June 15 – 24, 2011
Al Neuharth Media Center,
USD, Vermillion, SD

Academic, scholarship and newsroom internship program

American Indian students often do not consider journalism as a career option, in part because many of their schools lack student newspapers and journalism classes, the most common routes to journalism careers. Without Native Americans on staff, news organizations can produce stereotypical and erroneous coverage of Indian issues and Indian people.

- Concentrated 10-day journalism course and paid summer internships for college students
- Students free and receive other financial assistance
- Applications are welcome from any Native American college student hoping to become a journalist.
- Application forms available at www.freedomforumdiversity.org.
- Preference given to applicants interested in journalism careers and who show the greatest potential

AIIJ graduates compete for six-week paid internships as reporters, copy editors, photographers and multimedia journalists in daily newsrooms and with The Associated Press. The internships begin about July 1.

APPLY NOW:

Deadline is March 1, 2011

Funded by the Freedom Forum; promoting
employment diversity in America's newsrooms

Al Neuharth Media Center, University of South
Dakota, Vermillion, SD 57069

More Info:
Janine Harris jharris@freedomforum.org,
605/677-5424

WE Rise: Women Empowerment

2nd Legislative
Women's Lobby Day
Monday, March 14, 2011

Women from across the state will converge at the epicenter of our state's legislative activity, the State Capitol in Bismarck, for behind the scenes insight, meetings with lawmakers, and training about how to lobby and lobbying.

- Fewer than 15% of state lawmakers are women
- Laws are made every day that affect our lives and the lives of our families
- Time for women to unite and have their voices heard

FOCAL ISSUES:

Freedom from Violence
Economic Security
Reproductive Health
Education

Learn about the process and remove the intimidation factor, participate, carry your enthusiasm home to other women in your lives, and seize the opportunity to say "represent me."

A Transforming Experience

Contacts:

Renee Stromme,
ND Women's Network, 701-226-1116

Amy Jacobson, Planned Parenthood,


701-526-4858

Detailed information: www.standupnd.org

Women Empowered



CATCH




West Main Floor
Education Building

Hours: Monday - Friday
8 am - 5 pm

Books, Journals, Magazines,
Newspapers, Online Database,
Reference, Fax, Internet Access,
Photocopies, Interlibrary Loan

www.infolynx.org

Look for



Mon @ 6:30 p.m. & Thurs @ 5 p.m.
Dakota Media Access 12
Bis/Man Cable TV Channel 12

MISSION & VISION

MISSION

United Tribes Technical College is dedicated to providing American Indians with postsecondary and technical education in a culturally diverse environment that will provide self-determination and economic development for all tribal nations.

VISION


- United Tribes Technical College is a premiere college, a leader in Tribal education, arts, and cultural preservation; technology; research; and the humanities.
- UTTC foresees a campus community with state-of-the-art facilities.
- UTTC aspires to be self-sustaining in line with its mission for tribal self-sufficiency and self-determination.
- Most importantly, UTTC envisions skilled, knowledgeable, culturally-grounded, healthy graduates who will achieve their educational goals; empower their communities; and preserve the environment, tribal land, water, and natural resources.

VALUES

- United Tribes Technical College Board of Directors, Administration, Staff, Faculty, and Students are guided in their actions by the following values:

U – Unity	T – Traditions
N – Native Americans	R – Respect
I – Integrity	I – Independence
T – Trust	B – Bravery
E – Education	E – Environment
D – Diversity	S – Spirituality

- United Tribes affirms these values as being representative of the tribal medicine wheel concept. This takes into consideration an individual's physical, intellectual, cultural, and emotional wellness. When these ideals are practiced, the UTTC community will flourish.



Cool drinks, breakfasts,
lunches (with daily specials)

Soups, sandwiches,
salads & wraps

Dine-in menu, take out
or delivery

Call Ahead 222-0508

www.cozycreekcoffeebismarck.webs.com


7:30 a.m. to 8 p.m.
Weekdays

Closed Saturday & Sunday

Jack Barden Center, Lower Level
United Tribes Technical College

Help for an unhealthy public

March is National
Nutrition Month®



By Jill Keith, Registered Dietitian, Nutrition and Foodservice Instructor

New Dietary Guidelines Released

Too many Americans are overweight and obese. In the U.S., 34 percent of adults are obese and 32 percent are overweight. Obesity rates in children have tripled since the 1970s. Up to 18 percent of kids between 12 and 19 are considered obese. Obese children and adolescents are more likely to become obese adults.

Obesity contributes to many health problems, including Type 2 diabetes, hypertension, high cholesterol, heart disease, stroke, gallbladder disease, sleep apnea and respiratory problems, osteoarthritis, and some types of cancer.

With the majority of the country's adults identified as either overweight or obese, and the numbers of children struggling with overweight and obesity rising, the new Dietary Guidelines for Americans provide timely recommendations to address an unhealthy public.

Healthy nutrition and physical activity are essential components for managing weight. Poor diet and physical inactivity are also linked to major causes of illness and death.

The new Dietary Guidelines, released by the U.S. Department of Agriculture (USDA) and the U.S. Department of Health and Human Services, are the first to address an unhealthy public. The sobering statistics related to the health and weight of adults and children in our nation make the guidelines especially urgent for consumers as well as health professionals.

The 2010 Dietary Guidelines recommend a shift in our eating habits. Key recommendations are:

1. Balancing Calories To Manage Weight Prevent/Reduce Obesity Through Improved Eating & Physical Activity

- Control total calorie intake
- Increase physical activity

2. Foods & Nutrients to Increase

- Whole grains (wheat bread, brown rice, whole wheat noodles/tortillas, oatmeal)
- Vegetables (aim for a variety of colors to enrich your nutrient intake)
- Fruits (choose fresh or frozen and select 100% fruit juice instead of other beverages)
- Low-fat or fat-free milk, yogurt and cheese OR fortified soy beverages
- Vegetable oils such as canola, corn, olive, peanut, and soybean
- Seafood

3. Foods & Food Components to Reduce

- Added sugars (pop, candy, sweets)
- Solid fats, including trans fats (butter, margarine, lard, convenience foods, desserts)
- Refined grains (white bread, sugary cereals, rolls, buns)
- Sodium (table salt, snack foods, canned foods, convenience products)

4. Building Healthy Eating Patterns

- Focus on nutrient dense foods (whole grains, fruits, vegetables, low-fat dairy, lean meats)
- Remember that beverages count (avoid high calorie/high sugar drinks like pop, energy drinks, sports drinks, coffee/cappuccino drinks, and alcohol)
- Follow food safety principles

5. Helping Americans Make Healthy Choices

- Ensure that everyone has access to nutritious foods and physical activity
- Facilitate individual behavior change
- Set the stage for lifelong healthy eating, physical activity, and weight management behaviors (try to create a healthy environment at your workplace, in your home, and with your family)

While the prospect of changing the health and eating habits of a nation can be overwhelming, remember that the first change begins with YOU! Make healthy changes for yourself and be a role model to your children so that we can improve the health of our nation.

UTTC students and staff have many resources available to help make healthy lifestyle choices. The Nutrition & Foodservice vocation, as well as Land Grant Extension, have nutrition experts to assist with healthy diet choices and meal planning. The Strengthening Lifestyles program has activities and events that promote wellness as well as a Wellness Center to promote physical activity. Use the resources that are available to you as a benefit of being a part of the UTTC community!

Sources: American Dietetic Association, eatright.org; Centers for Disease Control and Prevention (CDC), www.cdc.gov; Dietary Guidelines for Americans, 2010, www.dietaryguidelines.gov

New Cafeteria Kick-Off

The newly remodeled United Tribes cafeteria celebrates

National Nutrition Month

in March with a consumer and client
information fair in the cafeteria!

March 21-25, 2011

Each day from 11:30 am to 1:30 pm

Information Booth with Food & Nutrition Experts

New Cafeteria Menu

New Catering Menu

Cafeteria Facts

Health and Wellness Information

Appearances by the UTTC Fruit and Veggies Characters

Say 'Hello' to new Cafeteria Manager Curt Wellington

Take a Survey about the Cafeteria

Enter the Naming Contest for the new Cafeteria

Please Join In and Check Out the Newly Remodeled Cafeteria!



Coming soon...

Cafeteria Grand Opening

Thursday, April 7 • Noon - 1 pm

For more information, please contact members of the United Tribes Cafeteria Committee:
Curt Wellington, Pat Aune, Kathy Johnson, Renee Connell, Jill Keith or Dennis Lowman.

Tribal Cooks Workshop

Sponsored by
United Tribes Technical College

If you plan the menus, maintain the inventory, prepare and serve food to young children in childcare settings, the elderly at senior centers, residents of treatment centers or justice centers this is a skill building workshop for you. The workshop will be held in the Nutrition and Foodservice Department on the UTTC campus. Register early only 20 people will be able to participate.

The cooks attending this hands-on workshop will study food safety and be able to take the National ServSafe® exam. Culinary skills such as knife use, plating, spices and herbs will be taught by a local chef. Nutrition recommendations will be reviewed and menus planned to meet the special needs of the audiences served.

The \$150 registration fee will cover food costs and expenses for the National ServSafe® book and exam fee.

For registration information contact Pat Aune, UTTC Land Grant Director,
701-255-3285 ext. 1399,
paune@uttc.edu

DATE: March 7-10
TIME: 1 pm
Fee: \$150

UNITED TRIBES
3315 University Dr.
Bismarck, ND

Hall elected leader of Great Plains tribal chairs

RAPID CITY - Tex G. Hall, Chairman of the Three Affiliated Tribes of the Mandan/Hidatsa/Arikara Nation is the new chairman of the Great Plains Tribal Chairmen's Association. Hall was unanimously elected for a two year term February 2 during the group's quarterly meeting in Rapid City.

"Although we are all sovereign nations we have common interests and similar issues and need to work together," Hall said in a statement. "We are the largest land-based area of all the tribal regions."

Together, the tribes in the region control seven million acres in trust lands and serve an estimated population of 200,000 tribal citizens, he said.

"With the new congress, we already have new congressmen drafting bills to eliminate the Bureau of Indian Affairs and cut the Indian Health Service budget by \$650 million. We have no money for roads and there are budget cuts in water appropriations and housing. Therefore, it is good that we unite to work with our congressional delegations."

Hall said tribes in the region share in common these challenges: the worst health

disparities in the nation; highest youth suicide rate in Indian country; the lowest high school graduation rate of all groups in the nation; the need for housing; and the need for more police officers.

"It's a tough environment in Washington right now, but I look forward to working together to move our nations forward," he said.

The Great Plains Tribal Chairman Association includes the leaders of 16 tribes in the two Dakotas and Nebraska. The group meets quarterly.

Also elected in February were: John Yellow Bird Steele, Oglala Sioux Tribal Chair, GPTCA Vice-Chairman; Amen Sheridan, Omaha Tribe of Nebraska Chair, GPTCA Secretary; and Anthony Reider, Flandreau Santee Sioux Tribal Chair, GPTCA Treasurer.



Tex G. Hall

WE CAN HELP

you find your way

**AL-ANON
MEETING**

3 PM


**ALATEEN
MEETING**

4 PM

AA MEETING

7 PM

**Every Thursday
Room 130
Wellness Center**



Thank You United Tribes!

The Great Plains Tribal Chairmen's Health Board extends a huge 'THANK YOU' to the United Tribes staff for allowing us to hold our meeting at your college. I commend you for showing us kindness and hospitality and for being helpful with everything we needed for our meeting, including the morning refreshments and coffee! We look forward to collaborating with you in the future.

- Brenda S. Molash, Administrative Officer
Great Plains Tribal Chairmen's Health Board,
Rapid City, SD, brenda.molash@gptchb.org

ARTS GRANTS DEADLINES

• Artist-in-Residence • Teacher Incentive • Community Arts Access • Presenter Support

Submit online by April 1, 2011 for programs taking place between July 1, 2011 and June 30, 2012 (draft review deadline is March 15).

Traditional Arts Apprenticeship applications must be postmarked by May 15, 2011 for project periods of July 1, 2011 to April 30, 2012.

Early submission strongly encouraged for all programs.

North Dakota Council on the Arts
701-328-7590, www.nd.gov/arts




THE LEWIS GOODHOUSE WELLNESS CENTER



The Lewis Goodhouse Wellness Center houses UTTC's Community Wellness Services. UTTC has made a major commitment to the health and wellness of our students, staff and visitors within the campus community. United Tribes Technical College promotes a safe environment to experience diverse cultures, sample the mainstream, and focus on building the student's future in a good way on their path of "Life Long Learning".

The Wellness Center provides a multi-disciplinary approach enhanced by professionally trained staff. The departments included are: Center for Academic & Personal Counseling; Chemical Health; Disability Support Services; Domestic Violence Advocate; Resident Life; Single Student Housing; Strengthening Lifestyles; and Student Health.



Mission Statement: Our Wellness Center believes in a holistic approach, blending cultural practices with the best in physical, emotional, mental and spiritual care. The Wellness Center provides students and staff with state of the art exercise equipment along with counseling services and healthy living guidance to include support of spiritual growth utilizing traditional methods.



CENTER FOR ACADEMIC & PERSONAL COUNSELING

(Formerly The Center for Student Success)

**LEWIS GOODHOUSE
WELLNESS CENTER**

**Monday - Friday
8:00 a.m. to 5:00 p.m.**

**Offering Noon Hour Coverage
Appointments Encouraged...
Walk-Ins Welcomed!**

**In case of an after-hour emergency:
Contact UTTC Security Department
(701) 255-3285 ext. 1200, 1300
An on-call staff member will be con-
tacted**

MISSION STATEMENT:

The CA&PC is committed to the UTTC student by providing professional and cultural development services to enhance life-long learning, personal growth and educational success.

VISION STATEMENT:

A holistic, healthy student is the center of our vision. This includes social, mental, physical and spiritual growth in support the UTTC student in an increasingly changing environment of learning.

VALUES:

We will provide standards of ethical conduct to protect the well-being of our students. We value the quality of student life and are committed to honor and respect all Native Americans and their cultures. We express our values through listening, confidentiality, trust, honesty, competence, integrity, courtesy, and serving our students with care and professionalism at all times.

SERVICES:

The Center for Academic & Personal Counseling offers a variety of services. Such services are held in the strictest of confidentiality. The services include, but are not limited to:

- Supportive Academic & Personal counseling (Individual, family, group)
- Assisting in the transition to UTTC Community life
- Supportive Counseling Consultation services
- Referral services
- Mediation services
- Intervention services
- Campus Wellness & Educational activities



Animal Disease Response Training

By Barbara Schmitt, United Tribes
Economic Development Training
Coordinator

Responders play a critical role in containing and recovering from an animal disease outbreak. That's why United Tribes Technical College partnered with Kirkwood Community College, Cedar Rapids, Iowa, for a "Train-the-Trainer" course at United Tribes on January 18-19.

Animal Disease Response Training is important training in rural areas and throughout Indian Country because it addresses the need to minimize the effects of potentially dangerous and economically crippling outbreaks.

The training involves assessing the emergency, assisting in response efforts, coordinating resources, and assuring that all components of the response are carried out quickly and accurately to prevent further contamination.

Sixteen participants from various tribes in North Dakota attended the two-day training, learning about the importance of preparing for a potential outbreak in these areas:



Part of the Animal Disease Response training involved suiting-up in state-of-the-art gear.

- Bio-security and Quarantine
- Personal Protective Equipment
- Euthanasia and Disposal

Those at United Tribes who were trained are: Barbara Schmitt, Arden Boxer, Debbie Painte, Dr. Staci Iken, and Dr. Jen Janecek-Hartman. These staff members will continue

the training effort by providing an eight hour Animal Disease Response Training on North Dakota reservations in the future.

For more information or to schedule a training, please contact Barbara Schmitt, 701-255-3285 x 1436, or bschmitt@uttc.edu.



United Tribes Technical College Criminal Justice Program presents...

TRIBAL LAW ENFORCEMENT TRAINING PROGRAM

March 7-11	Leadership Institute for First Line Supervisors
March 28 - April 1, 2011	Leaders of Character Training Program
April 25-29, 2011	Kinesics Interview and Interrogation, Phase I and II
To Be Determined (TBD)	Corrections Officer In-service Training Program
March 15-17, 2011	Drug Law Enforcement Training Program - FLETC RPI
TBD	Taser Certification Training Program
TBD	Police Officer In-service Training Program

Dates & details
subject to change

More information
Brent LaRocque
701-255-3285 x 1490
blarocque@uttc.edu

Economic Impact... Continued from page 1



David M. Gipp

The college now offers over 20 vocational programs that are campus-based and delivered online. Over the past five years enrollment has averaged 1,253 students annually. About 10 to 15 percent are non-Indian students.

UTTC spending entered the economy through wages and salaries paid to 308 full time employees, non-salary expenditures for and services, and visitor spending, and capital construction outlays. United Tribes is the 23rd largest local employer, the study said.

During the study period, three construction projects were underway on the campus: a science and technology building, cafeteria expansion, and a multi-use bike path/walking trail. At a cost of \$2.5 million, the three contracts amounted to 24 percent of the total construction activity on schools and educational facilities in Bismarck.

"Those who have witnessed the development of our new campus should be the

families in 1969. Under Gipp's leadership for the past 34 years, the former military post has been transformed for post-secondary residential education and training.

IMPACT OF POW WOW ON BISMARCK/MANDAN

Pow Wow Days (4)
2,500 rooms x 90% UTTC Occupancy 2,250 x \$223 per day = \$501,750 x 4 days = \$2,007,000
2,250 rooms x \$112.50 per day (2.25 additional occupants @ \$50 food only/day) x 4 days = \$1,012,500
Pre Pow Wow UTTC Tribal Leaders Summit & Other Related Activities
2,250 rooms x \$223 per day (lodging & food) x 3 days = \$1,505,250
2,250 rooms x \$25 per day (0.5 additional occupants @ \$50 food only) x 3 days = \$168,750
TOTAL POW WOW WEEK IMPACT
\$4,693,500

first to recognize that we are committed to expanding and upgrading our facilities to match our steady enrollment growth," said Gipp. "We plan to continue making significant capital expenditures well into the future."

Despite having fewer students than either Bismarck State College or the University of Mary (both located at Bismarck), United Tribes has a comparably greater economic impact on the community, on a per-student basis. The study attributed that to three factors: student housing (more than one-fourth of UTTC students live on campus); a K-8 elementary school and three child care

facilities on campus for the children of students; and economic activity from visitors who attend tribal conferences, meetings and the United Tribes International Powwow.

According to the study, the economic impact of the powwow and associated meetings and events on Bismarck-Mandan was \$4.6 million. The four-day cultural event is one of the largest events of its kind in the region and is held on the weekend following Labor Day each year. It is preceded by three days of meet-

ings involving tribal government leaders and workers from the region and government leaders from around the country.

"We are pleased to be recognized as a cultural resource and a model for post-second-

UTTC TOTAL UNDUPLICATED ENROLLMENT (1983-2010)

Academic Year	Enrollment
1983-1984	301
1984-1985	350
1985-1986	303
1986-1987	290
1987-1988	277
1988-1989	238
1994-1995	310
1995-1996	328
1996-1997	397
1997-1998	343
1998-1999	401
1999-2000	416
2000-2001	490
2001-2002	409
2002-2003	644
2003-2004	862
2004-2005	885
2005-2006	1188
2006-2007	1115
2007-2008	1129
2008-2009	1069
2009-2010	1762

ary residential training and education. Over the past 42 years, United Tribes has been a pathway for many thousands of American Indian students and their families to become productive citizens," said Gipp. "But it's also important to understand how we contribute to the community economically."

The study was based on the College Impact Model developed by Caffrey and Issacs, which is used in much of the research on college and university economic impacts throughout the country. The author and principal investigator is economist Tom Katus, TKA Associates, Rapid City, SD, who also prepared economic studies for United Tribes in 2003 and 2005.


"Recognizing our economic impact is a step toward understanding the importance of United Tribes to a healthy and economically vibrant Bismarck-Mandan," said Gipp.

The study is available on the United Tribes website: www.uttcc.edu.

**UTTC
SELF-STUDY**

United Tribes Technical College is currently conducting a self study evaluation. A written report of its findings will be produced for its NCA reaccreditation visit. The NCA comprehensive visit will take place April 18-20, 2011. If you have questions or comments regarding UTTC's self study experience, please send them to: ncaaccreditation@uttcc.edu. To learn more about the NCA accreditation process, visit the website: <http://www.ncaahc.org>.

THEODORE JAMERSON ELEMENTARY



TIDBITS

Cross-country Skiing



Getting ready to cross-country ski.

The trip was exciting the grades that went were 4th thru 8th. The students first went into the lobby, to be instructed how to put on the ski boots. After the lesson, the students got their boots and skis. The students then took pictures of their friends in the doorway. Then the students went out the door and put on the boots and got their balance. Some students took at least a couple minutes; some were done in a minute. The path was smooth so the students took off easily. In the path some students tripped others were cautious.

- Marques, Grade 8

UNITED TRIBES Parenting Classes

Mondays at 6 pm

Parent Support Group

Noon Luncheon
Meetings Every Tuesday

Call to pre-register
for lunch 255-3285 x 1323

Wellness Center
Wellness Classroom



More information:
Lisa Stump, 255-3285 x1323

Planetarium



Patricia Leno, and assistant for the day John Heinrich, show students features of the planetarium.

The Bismarck Portable Planetarium came to Theodore Jamerson Elementary. It showed students how to find certain stars and constellations. There was also one on the solar system and Greek gods and goddesses, and other mythical creatures.

We also heard Native American stories about how the stars came to be. There was a really fast time lapse of the rotation of the Earth. It was to show how the stars move over a certain period of time.

- Zachary, Grade 8

2010-11 NATURE PROGRAM SUNDAY ACADEMY SCHEDULE

TURTLE MOUNTAIN
COMMUNITY COLLEGE

Mar. 6.... "Laws of Electricity"

SITTING BULL COLLEGE

Mar. 6.... "Hydrogen Bonding &
Surface Tension of Water"

CANKDESKA CIKANA
COMMUNITY COLLEGE

Mar. 6.... "How Acidic They Are"

FORT BERTHOLD
COMMUNITY COLLEGE

Mar. 6.... "Fun with Physics &
Computers"

UNITED TRIBES
TECHNICAL COLLEGE

Mar. 6.... "Food Safety: The
Importance & Analysis of
Aflatoxin in Corn"

TAX SEASON IS HERE!

Income tax forms can be confusing. Once again the AARP (American Association of Retired Persons) is offering free individual tax assistance. These folks have been trained to assist in the preparation of individual tax forms. They do not provide tax advice.

Visit these locations at the designated times:

Mandan Public Library
1081 1st St. NW, Mandan, ND
Call 667-3255

Monday, Thursday & Saturday
9:30am – 12:30pm
Thursday evenings
6:00pm – 8:00pm

Bismarck Public Library
515 5th St, Bismarck, ND
Call 355-1480

Tuesday
1:00pm – 8:00pm
Wednesday & Saturday
9:30am – 12:30pm


Thursday
1:00pm – 5:00pm

Bismarck Senior Center
315 N 20th St, Bismarck, ND
Call 258-9276

Monday & Friday
9:00am – 12 Noon

Wednesday
12:30pm – 4:00pm

**This free assistance
began in February.**




STUDENT SENATE
Meeting Schedule
March 3, 17, 31 • April 14, 28
Noon - 1 pm
Student Union • JBC, Lower Level
Open to all • Lunch Provided

UTTC STAFF NEWS

I would like to thank Dr. Gipp, administration, faculty, staff and students for the beautiful flowers, prayers, kind words, and cards I received following the death of my mother Anna Dennis. No matter our age, it's always tough to lose a parent. The flowers at the service and wake were a wonderful reminder of my UTTC family. Thank you!

— Marge Palinuk



United Tribes Technical College & Career Development presents...

OUTSIDE THE (lunch) BOX

Career Lunch-&-Learns

NEW MENU! NEW TOPICS! NEW SPEAKERS! STILL FREE!

TIME: 12:00 - 12:50 PM
Lower Level Conference Room • Jack Barden Center
LUNCH PROVIDED • CEU's EARNED • OPEN TO STAFF & STUDENTS

Wednesday, March 2
Training Topic: Journey to Higher Education
Presenter: Russell Swagger, United Tribes Technical College

Wednesday, March 16
Training Topic: NETWORKING: Do I Really Have to Do That?
Presenter: Chuck Klein, City of Bismarck Human Resources

Wednesday, March 30
Training Topic: ETHICS: A WSI Whistleblower Speaks Out
Presenter: Jim Long, University of Mary

Wednesday, April 6
Training Topic: Is Facebook Your Frienemy?
Presenter: Marnie Plehl, Odney Advertising

Wednesday, April 13
Training Topic: Using Traditional Ways for a Balanced Life & Career
Presenter: Butch Thunderhawk, United Tribes Technical College

MORE INFORMATION: Rhonda Breuer, 701-255-3285 x 1240, rbreuer@uttc.edu

United Tribes Career and College Fair

The United Tribes Technical College Career and College Fair will be held from 1-5 p.m. Wednesday, March 23 at the Science & Technology Building on south campus. The Career Development Department is sponsoring the event, and the fair will have booths from businesses and colleges, including some of various tribal agencies locally and in the neighboring states.

This is an opportunity for students who are looking for employment to interview with businesses, or to visit with various higher educational institutions that offer degree programs that are not currently offered at United Tribes Technical College.

The Career Development Department looks forward to seeing you there!

United Tribes Technical College

CAREER AND COLLEGE



Science & Technology Building
New South Campus
United Tribes Technical College

FREE & OPEN TO THE PUBLIC!



MORE INFORMATION:
CAREER DEVELOPMENT
Mary Ann Kootenay
701-255-3285 x1333
mkootenay@uttc.edu

United Tribes Technical College • 3315 University Drive • Bismarck, ND

TANNER A. ALBERS

WiCahpi Izita (Shooting Star)

Services were held February 7 at the Tiowakan Spiritual Center, Shakopee Mde-wakanton Sioux Community, Prior Lake, MN, for Tanner A. Albers, 33, Prior Lake, who passed into the Spirit World on Wednesday, February 2 at St. Francis Regional Medical Center, Shakopee, MN.



Tanner was the son of Donna and the late Richard (Rick) Albers. He was born in Bismarck, ND, attended grade school at Little Wound School, Kyle, SD, Tiospa Zina, Old Agency, SD, and graduated high school from Takini, Howes, SD.

His life was filled with many accomplishments and glorious moments. He loved basketball and played collegiately for the United Tribes Thunderbirds, earning the retirement of his #34 jersey and a place in the Thunderbird Hall of Fame late last year. He played in division one at Delaware State University and at the University of Mary, Bismarck, ND.


Tanner was a talented traditional singer and drummer, playing with a group he started, Young Nation, and later with Eagle Mountain Singers and the world champion drum group Midnight Express. He also was a grass dancer for many years.

He is survived by his two children Manuel and Tanner Jr.; companion Desiree Barrientez; mother Donna Albers-Walking Elk (Mitch); Hunka father Jerry Dearly; Hunka brother Richard TallBear; sisters Holly Albers and Kelly Albers (Ricardo); brother Travis Albers (Allison); special nephew Justin Heminger; half brothers Jason McKee and Aaron Albers; grandmothers Bonnie Miller and Alice DeCoteau; and many special aunts, uncles, cousins, nieces, nephews, other relatives and friends.

Tanner was preceded in death by father Richard; grandfathers August Albers, Edward Buck Miller, and Paul DeCoteau.

Arrangements were handled by McNearney Funeral Home.

THUNDERBIRDS



Ronald Rousseau



James Bagwell



Olivia Spotted Horse



Hanna Hellekson



Alyssa Star



Shanaye Packineau



**February 2
Games at BSC**

Security officers find missing child

Three members of the United Tribes Security department responded quickly and successfully to the report of a missing child on campus during our recent cold weather.

Security Officers Joseph Archambault, Janet White Shield and Brendon Marshall performed their duties effectively on the wintry evening of January 14. During a Thunderbirds basketball game, a seven-year-old youngster from Theodore Jamerson Elementary School was reported missing.

Officer Archambault went door-to-door on campus searching for the lost child. Officer Marshall patrolled the campus, keeping a look out. Officer White Shield kept communication lines open in the office and updated all parties with necessary information. The search lasted a little over an hour and the missing child was located outdoors and returned safe and sound.

Congratulations and 'thank you' to these officers for successfully handling a serious situation with professionalism and care.

— James Red Tomahawk, Security Supervisor

"Thank God for the UTTC community coming together to find my little grandson Darius. I can't thank you all enough! May God Bless you all."

— Julie Cain


"This was very good and excellent work. I was at the game and heard the announcement. Special thanks for the good work of the officers and all others who assisted in this very important and lifesaving effort. Keep up the good work."

— David M. Gipp, United Tribes President



AIHEC conference set for Bismarck Annual Spring Gathering April 16-19

BISMARCK (UTN) – The American Indian Higher Education Consortium 2011 Student Conference is scheduled for April 16-19 in Bismarck, ND. The theme is: "Strengthening Our Culture through Agri-Culture."



2011 AIHEC conference logo designed by Harriet Black Hoop, Sitting Bull College

The annual event is attended by about 1,200 students, faculty and administrators involved in American Indian higher education. The main attraction for students is a series of friendly competitions that test mastery in the range of learning at the nation's 37 tribal colleges and universities. The gathering offers workshops featuring American Indian educational professionals, meetings of tribal college leaders, and a basketball tournament with exciting encounters between tribal college teams.

The conference is headquartered at the Bismarck Civic Center where the majority of the student competitions will take place. Some events and activities will be held at United Tribes.

Conference details, including tentative schedule, lodging and vendor information, are posted at <http://aihec.sittingbull.edu/>.

For more information, please contact Koreen Ressler, Sitting Bull College, 701-854-8001, koreenr@sbc.edu, or visit the website: www.sittingbull.edu.

AIHEC COMPETITIONS

Art Show, Business Competitions, Critical Inquiry, Film Festival, Hand Games, Knowledge Bowl, Mr. & Ms. AIHEC, Science Poster & Oral Competition, Science Bowl, Speech, Traditional Plants, Web Page Competition, Writing.

AIHEC ACTIVITIES

1st Annual Art Fair: Opportunity for students to highlight more of their work and talent than during the Art Exhibition and Competition. Students are encouraged to show, network and market their work to a larger public audience. All AIHEC students are invited to participate.

AIHEC Powwow: Saturday April 16, Bismarck Civic Center Exhibit Hall B. Registration 6 p.m. Grand Entry 7 p.m.

Volleyball Tournament: Co-ed (3 men/3 women/1 alternate), United Tribes Technical College Gymnasium

Pool Tournament: Student and staff divisions; Rules, regulations and registration available on-site at United Tribes Technical College

Wii Sports Tournament: Civic Center. On-site registration

Student Dance: Tuesday, April 19, 8 p.m., Civic Center

Cyber Café: Civic Center

AIHEC STUDENT ELIGIBILITY

- Currently enrolled at least half-time with a minimum of six credit hours per quarter or per semester
- Minimum cumulative 2.0 GPA for students previously enrolled; Those not previously enrolled (e.g., new transfers), must be in good academic standing and making satisfactory progress
- Cannot be a full-time college employee
- Must have written certification of current college credits and academic standing.

AIHEC 2011 Sponsors

American Indian Higher Education Consortium, US Department of Agriculture, American Indian College Fund, and the North Dakota Association of Tribal Colleges through its six member organizations: Candeska Cikana Community College, Berthold Community College, Wahpeton Community College, Sitting Bull College, Turtle Mountain Community College and United Tribes Technical College.



UTTC Wellness Center is starting a new group for on campus UTTC veterans "Freedom Defenders" both students and staff are welcome to attend. The meetings will be monthly on the second Wednesday of every month (except May 2011) from 5:30-6:30 in the Wellness Center conference room. During these gatherings veterans will learn about benefits, community and national resources available. Become educated on topics directly effecting veterans. Coffee, snacks and door prizes will be given out.

For additional information please contact Michael Iken at 255-3285 ext 1277 or miken@uttc.edu.

TIME:
5:30 – 6:30 p.m.

MEETING DATES:

March 9, 2011
April 13, 2011
May 4, 2011



LaPlante named Secretary of Tribal Relations

PIERRE – Leroy "J.R." LaPlante, of the Cheyenne River Sioux Tribe, is South Dakota's new Secretary of Tribal Relations. He was appointed February 11 by South Dakota Gov. Dennis Daugaard.


LaPlante is a practicing attorney in Vermillion and serves as the Chief Judge and Court Administrator of the Crow Creek Sioux Tribe, Ft. Thompson. He was the former administrative officer for the Cheyenne River Sioux Tribe and has an extensive background working for Native American human service organizations.

Secretary of Tribal Relations is a new de-

partment in South Dakota government, created with an executive reorganization order by Dugaard. Previously, the Office of Tribal Government Relations was a unit of the former Department of Tourism and State Development.

LaPlante was born at Eagle Butte; his Lakota name is Tasunke Waste (His Horse is Beautiful). He is a member of the first cohort of Native Nation Rebuilders selected by the Bush Foundation in 2010 and served as an Equal Justice Works, AmeriCorps Legal Fellow with South Dakota Access to Justice in 2009.

A DEGREE IS POWER




You need a college education to earn a good living. Join the North Dakota Army National Guard and we'll help you get it. You'll also get career training, learn to be a leader, and enjoy the benefits of self-reliance. Empower yourself. Call today.

NATIONAL GUARD

SFC Jesse Klein: 701.426.2034
NDGUARD.com www.facebook.com/NDArmyGuardRecruiting

MONTGOMERY GI BILL (TAX-FREE) UP TO	\$12,132
GI BILL KICKER (TAX-FREE) UP TO	\$7,200
TUITION ASSISTANCE PROGRAM UP TO	\$18,000
STUDENT LOAN REPAYMENT PROGRAM UP TO	\$50,000
PART-TIME PAY UP TO	\$30,824
	\$118,156

*Example of educational benefits for a student attending college for four years on a six-year enlistment. ** All educational benefits are subject to change.



Professional development headlined by musician, actor Litefoot

SMARCK (UTN) – The bar is set too low for Native people, according to a popular and successful entertainer.

"The only people who are keeping us down, are ourselves," said Litefoot, during an appearance at United Tribes Technical College. "Don't accept a low standard for yourself. Don't accept being just Tribal Chairman. Why not be President? It's our land after all."

The stage name Litefoot is instantly recognized throughout Indian Country. It belongs to Gary Paul Davis, 42, a member of the Cherokee Nation of Oklahoma, Native American rap artist, motivational speaker, actor and entrepreneur.

He was the featured presenter on the closing day of United Tribes Professional Development Days, January 25-27, in the college's new science and technology building. About 500 students and staff members attended. The theme was "Entering a New Decade of Progress."

The story Litefoot shared is one of vision, persistence and trust in the Creator. His entertainment career began in the early 1990s with rap music, then considered an unlikely genre for Native Americans.

"Back then they said 'Indians don't rap.' Everything I've attempted to do, someone was quick to tell me it couldn't be done," he said. "My response has been, don't attempt to define me by your limited scope of possibilities."



Litefoot is a member of the Cherokee Nation of Oklahoma.

Litefoot is credited with being the first Native American to perform rap music. He began recording 18 years ago and now has more than an handful of Native American Music Awards to his credit. This year, his recording company, Red Vinyl Records, releases his 11th CD, "The Testament."

"The Creator has never let me down when I was doing what I was supposed to be doing," he told the United Tribes audience.

Success in the recording industry expanded his scope. He was the lead actor, Little Bear, in the 1995 film *The Indian In The Cupboard*. He has acted in other films since then and in television programs such as *C.S.I. Miami*, *Family Law* and *Any Day Now*.

In 2001 he launched a line of casual clothing and accessories that he branded "Native Style." His latest apparel item, the Litefoot "Flexarrow" sneaker, will share some of its profits with organizations that focus on the betterment of Indian Country.

Now, as a sought-after speaker or panelist, he makes a positive and lasting impact with

stories about the power of the Creator.

"I am no better than anybody in this room," he said. "But I know where I get my strength, and that may separate me from those who don't."

His new book, *The Medicine of Prayer* (2010), emphasizes his relationship with the Creator. He spoke at United Tribes about what it means to have a life guided by the power of prayer.

"How unfortunate it is for us to not understand the essence of who we are...and the relationship of your spirit to the Creator," he said. "Today we are seeking answers and looking for truths. If you don't know where you get your strength and power from, you don't know who you are. If you don't know who you are and what you're about, people all along your journey will be able to keep you from doing what you were put here for."

He cautioned that some people "can't stand to see others who know what they're here on earth for."

"Don't be one of those people," he said. "Pray. When you look to the Creator, praying is impossible."

There is no definition of what the possibilities are for people in Indian Country, he said.

Litefoot ended his stay at United Tribes by visiting with students from Theodore Jamerson Elementary School.



For United Tribes Professional Development Day, students and staff filled the sea of open space that is the upper level of the college's new science and technology building. DENNIS J. NEUMANN/United Tribes News

United Tribes Technical College will undergo a comprehensive evaluation visit April 18-20, 2011, by a team representing the Higher Learning Commission of the North Central Association of Colleges and Schools. United Tribes Technical College has been accredited by the Commission since 1982.

It is accredited at the Associate of Applied Science degree levels, and offers degree programs on campus as well as online. The HLC evaluation team will be reviewing the College's ongoing ability to meet the Commission's Criteria for Accreditation.

Through the upcoming evaluation process, UTTC will also be requesting Commission approval to offer Baccalaureate degrees and to expand its online programs.

SHARING OUR

United Tribes Technical College Self-Study

In preparation for the comprehensive visit, the College has been engaged in a self-study, addressing the Commission's requirements and criteria for accreditation. UTTC is using the self-study as an opportunity to gather and share its stories about the impact and success of the college. We would like to provide an opportunity for the public to share their stories of their experiences and interactions with United Tribes Technical College.

The self-study

has been the College's ability to address the following

Mission and Integrity • Preparing for the Future • Student Learning & Effective Teaching
Acquisition, Discovery & Application of Knowledge • Engagement & Service

The public is invited to submit comments regarding United Tribes Technical College to:

Public Comments on United Tribes Technical College
The Higher Learning Commission
230 South LaSalle Street, Suite 7-500
Chicago, IL 60604

Comments must address substantive matters related to the quality of the institution or its academic programs. Written, signed comments must be received no later than March 18, 2011. Comments must be in writing and signed, and will not be treated as confidential.

Individuals with a specific dispute or grievance with an institution should request the separate Policy on Complaints document from the Commission office. The Higher Learning Commission does not settle disputes between institutions and individuals, whether faculty, students, or others. Complaints will not be considered as comments.

Comments may be submitted electronically at the following address:
<http://www.ncahlc.org/information-for-the-public/third-party-comment.html>

United Tribes



Technical College

3315 University Drive
Bismarck, ND 58504

NONPROFIT ORG.
U.S. POSTAGE PAID
PERMIT NO. 46
BISMARCK, ND

United Tribes Technical College
3315 University Drive
Bismarck, North Dakota 58504



UNITED TRIBES NEWS

Since 1965

EDITOR:

Dennis J. Neumann, Public Information Director
701-255-3285 x1386, opi@uttc.edu

DESIGNER:

Andi Gladson, Graphic Artist
701-255-3285 x1437, agladson@uttc.edu

CIRCULATION:

Andi Gladson, Arrow Graphics, 701-255-3285 x1437,
agladson@uttc.edu; Tammy Klein & Martha Garreau

To be added to UTN's mailing list or to change your
mailing address please contact us at 701-255-3285 x1437
or agladson@uttc.edu.

ARTICLE SUBMISSIONS

E-mail articles and photos as separate
attachments to opi@uttc.edu. Please include
photo credits.

**DO NOT INSERT IMAGES DIRECTLY
INTO TEXT DOCUMENTS. NO HARD
COPIES OR PUBLISHER FILES.**

United Tribes News is published monthly by
the Office of Public Information and Arrow
Graphics, divisions of United Tribes Technical
College, 3315 University Drive, Bismarck, ND,
Dr. David M. Gipp, President

Arrow Graphics is a full-service print shop providing design
and printing services available to the general public. More
information, 701-255-3285, toll-free at 888-643-8882 x1296.



DEADLINE FOR NEXT ISSUE: 5 PM - MARCH 14, 2011



United Tribes News is printed on acid free paper certified to contain 30% recycled post-consumer fiber.

United Tribes International Powwow



JOIN US

September 8-11, 2011
for one of NORTH DAKOTA'S
Premier Cultural Events

HOME OF THE CHAMPIONS FOR OVER 40 YEARS

Oil and Gas Gross Production and Oil Extraction Tax Collections From Oil Production within the Fort Berthold Reservation
And Approximate Distributions of Tribal Production-Related Oil Taxes (Actual Distributions are made by State Treasurer and may vary slightly)

4/6/363

Production Month	Tax Paid Month	Distribution Month	Gross Production Tax Revenue			Gross Production Tax Distribution			Oil Extraction Tax Revenue			Oil Extraction Tax Distribution			G.P. Prod. & Oil Ext. Distribution Combined		
			Non-Trust	Trust	Total	Title	State, etc., in	Total	Non-Trust	Trust	Total	Title	State, etc., in	Total	Title	State, etc., in	Total
Jul 08	Aug 08	Sep 08	\$ 1,038,484.14	\$ 31,905.42	\$ 1,070,389.56	\$ 225,454.54	\$ 846,440.02	\$ 1,070,389.56	\$ 636,416.22	\$ 29,289.76	\$ 665,705.48	\$ 14,644.63	\$ 651,060.85	\$ 665,705.48	\$ 238,294.17	\$ 1,497,800.87	\$ 1,736,095.04
Aug 08	Sep 08	Oct 08	\$ 1,200,210.95	\$ 89,854.04	\$ 1,292,064.99	\$ 259,865.21	\$ 980,995.78	\$ 1,292,064.99	\$ (578,948.03)	\$ 35,528.63	\$ (543,419.40)	\$ 17,764.32	\$ (561,183.72)	\$ (543,419.40)	\$ 277,733.53	\$ 418,312.07	\$ 696,045.59
Sep 08	Oct 08	Nov 08	\$ 1,042,392.48	\$ 84,567.80	\$ 1,126,960.28	\$ 260,782.40	\$ 856,177.88	\$ 1,126,960.28	\$ 13,980.76	\$ 98,041.61	\$ 112,022.37	\$ 49,020.81	\$ 63,001.57	\$ 112,022.37	\$ 299,783.20	\$ 939,199.45	\$ 1,238,882.65
Oct 08	Nov 08	Dec 08	\$ 608,247.44	\$ 96,417.58	\$ 704,665.02	\$ 169,838.28	\$ 534,806.74	\$ 704,665.02	\$ 4,631.42	\$ 113,840.68	\$ 118,472.10	\$ 56,320.34	\$ 61,551.76	\$ 118,472.10	\$ 226,776.62	\$ 596,358.50	\$ 823,137.12
Nov 08	Dec 08	Jan 09	\$ 740,557.34	\$ 40,387.69	\$ 780,945.03	\$ 168,005.31	\$ 612,639.72	\$ 780,945.03	\$ 18,091.17	\$ 48,610.67	\$ 66,702.38	\$ 24,397.03	\$ 42,397.65	\$ 66,702.38	\$ 192,510.65	\$ 655,036.76	\$ 847,647.41
Dec 08	Jan 09	Feb 09	\$ 303,966.55	\$ 24,894.46	\$ 328,861.01	\$ 73,400.54	\$ 255,620.47	\$ 328,861.01	\$ 4,127.30	\$ 27,778.39	\$ 31,905.69	\$ 13,889.20	\$ 18,016.50	\$ 31,905.69	\$ 17,123.74	\$ 73,636.97	\$ 90,766.70
Jan 09	Feb 09	Mar 09	\$ 315,217.12	\$ 20,482.17	\$ 335,699.29	\$ 74,004.51	\$ 265,614.78	\$ 335,699.29	\$ 2,539.03	\$ 25,717.71	\$ 28,256.74	\$ 12,858.86	\$ 15,397.81	\$ 28,256.74	\$ 85,841.36	\$ 281,012.57	\$ 367,956.03
Feb 09	Mar 09	Apr 09	\$ 331,178.24	\$ 19,441.80	\$ 350,620.04	\$ 75,956.55	\$ 274,663.49	\$ 350,620.04	\$ 1,479.17	\$ 19,839.08	\$ 21,318.25	\$ 9,919.54	\$ 11,398.71	\$ 21,318.25	\$ 85,876.09	\$ 286,062.20	\$ 371,938.29
Mar 09	Apr 09	May 09	\$ 439,084.71	\$ 42,983.13	\$ 482,067.90	\$ 109,308.52	\$ 372,759.38	\$ 482,067.90	\$ 5,324.03	\$ 49,983.93	\$ 55,307.96	\$ 24,991.97	\$ 30,316.00	\$ 55,307.96	\$ 134,100.48	\$ 403,075.38	\$ 537,175.86
Apr 09	May 09	Jun 09	\$ 399,023.76	\$ 54,028.99	\$ 453,052.75	\$ 107,850.25	\$ 345,683.50	\$ 453,052.75	\$ 2,706.67	\$ 66,087.48	\$ 68,794.15	\$ 33,041.74	\$ 35,750.41	\$ 68,794.15	\$ 140,312.99	\$ 382,433.91	\$ 522,746.90
May 09	Jun 09	Jul 09	\$ 605,574.87	\$ 139,363.67	\$ 745,938.49	\$ 190,996.80	\$ 554,941.69	\$ 745,938.49	\$ 26,415.40	\$ 176,556.52	\$ 202,971.92	\$ 88,278.26	\$ 100,712.42	\$ 202,971.92	\$ 279,275.07	\$ 669,635.35	\$ 949,910.41
Jun 09	Jul 09	Aug 09	\$ 735,601.99	\$ 170,211.05	\$ 905,813.04	\$ 232,252.92	\$ 673,560.12	\$ 905,813.04	\$ (3,508.04)	\$ 208,440.92	\$ 204,932.88	\$ 104,220.46	\$ 100,712.42	\$ 204,932.88	\$ 336,446.38	\$ 774,299.54	\$ 1,110,745.92
Jul 09	Aug 09	Sep 09	\$ 948,268.06	\$ 177,012.06	\$ 1,125,280.12	\$ 278,159.64	\$ 847,120.48	\$ 1,125,280.12	\$ 12,032.66	\$ 224,156.09	\$ 236,228.75	\$ 112,098.05	\$ 124,130.71	\$ 236,228.75	\$ 390,257.69	\$ 971,251.18	\$ 1,361,508.87
Aug 09	Sep 09	Oct 09	\$ 1,125,612.17	\$ 229,262.65	\$ 1,354,874.82	\$ 389,373.66	\$ 965,501.16	\$ 1,354,874.82	\$ 13,941.92	\$ 290,323.86	\$ 304,267.78	\$ 145,162.93	\$ 159,104.85	\$ 304,267.78	\$ 594,916.59	\$ 1,414,725.81	\$ 1,959,142.40
Sep 09	Oct 09	Nov 09	\$ 1,754,375.33	\$ 286,389.83	\$ 2,040,765.16	\$ 484,059.98	\$ 1,556,705.18	\$ 2,040,765.16	\$ 11,071.14	\$ 338,552.12	\$ 347,623.26	\$ 164,276.06	\$ 179,347.20	\$ 347,623.26	\$ 632,336.04	\$ 1,716,032.38	\$ 2,388,368.42
Oct 09	Nov 09	Dec 09	\$ 1,839,829.58	\$ 472,207.82	\$ 2,312,037.40	\$ 604,069.83	\$ 1,707,967.57	\$ 2,312,037.40	\$ 10,685.39	\$ 606,994.66	\$ 617,670.05	\$ 303,492.33	\$ 314,177.72	\$ 617,670.05	\$ 907,562.16	\$ 2,022,245.29	\$ 2,929,707.45
Nov 09	Dec 09	Jan 10	\$ 1,861,724.71	\$ 373,401.21	\$ 2,235,125.92	\$ 559,045.55	\$ 1,676,080.37	\$ 2,235,125.92	\$ 14,421.25	\$ 474,732.88	\$ 489,154.13	\$ 227,211.06	\$ 228,377.08	\$ 489,154.13	\$ 796,411.99	\$ 1,917,065.06	\$ 2,720,280.05
Dec 09	Jan 10	Feb 10	\$ 1,680,199.07	\$ 358,038.98	\$ 2,038,238.05	\$ 507,058.30	\$ 1,481,179.75	\$ 2,038,238.05	\$ 1,151.02	\$ 454,422.12	\$ 455,583.14	\$ 227,211.06	\$ 228,377.08	\$ 455,583.14	\$ 734,283.38	\$ 1,719,549.83	\$ 2,453,813.19
Jan 10	Feb 10	Mar 10	\$ 1,758,252.78	\$ 366,061.56	\$ 2,124,314.34	\$ 504,081.24	\$ 1,589,932.90	\$ 2,124,314.34	\$ 13,826.40	\$ 469,172.18	\$ 482,998.58	\$ 234,586.09	\$ 248,412.49	\$ 482,998.58	\$ 769,567.33	\$ 1,838,345.39	\$ 2,607,912.72
Feb 10	Mar 10	Apr 10	\$ 2,240,348.13	\$ 626,210.96	\$ 2,866,559.09	\$ 761,375.11	\$ 2,105,183.98	\$ 2,866,559.09	\$ 11,761.98	\$ 797,142.61	\$ 808,904.59	\$ 398,571.31	\$ 410,333.29	\$ 808,904.59	\$ 1,159,746.41	\$ 2,515,717.37	\$ 3,675,463.68
Mar 10	Apr 10	May 10	\$ 2,765,919.06	\$ 592,786.15	\$ 3,358,699.21	\$ 845,573.89	\$ 2,483,125.32	\$ 3,358,699.21	\$ 11,583.20	\$ 759,191.84	\$ 770,775.04	\$ 379,595.92	\$ 391,179.12	\$ 770,775.04	\$ 1,225,169.81	\$ 2,894,304.44	\$ 4,109,474.25
Apr 10	May 10	Jun 10	\$ 2,534,805.50	\$ 793,438.54	\$ 3,328,244.04	\$ 900,679.37	\$ 2,427,564.67	\$ 3,328,244.04	\$ 10,843.59	\$ 1,011,541.34	\$ 1,022,384.93	\$ 505,770.67	\$ 516,614.26	\$ 1,022,384.93	\$ 1,409,450.04	\$ 2,941,176.93	\$ 4,350,026.97
May 10	Jun 10	Jul 10	\$ 2,114,208.79	\$ 600,007.23	\$ 2,714,216.02	\$ 722,045.57	\$ 1,992,170.45	\$ 2,714,216.02	\$ 8,678.14	\$ 765,865.40	\$ 774,543.54	\$ 382,932.70	\$ 391,510.84	\$ 774,543.54	\$ 1,105,778.27	\$ 2,381,982.29	\$ 3,486,760.56
Jun 10	Jul 10	Aug 10	\$ 2,853,241.67	\$ 563,055.44	\$ 3,416,297.11	\$ 832,176.05	\$ 2,584,121.06	\$ 3,416,297.11	\$ 11,335.73	\$ 712,056.87	\$ 723,393.60	\$ 356,028.44	\$ 367,265.17	\$ 723,393.60	\$ 1,208,204.49	\$ 2,591,486.22	\$ 4,199,690.71
Jul 10	Aug 10	Sep 10	\$ 2,850,754.45	\$ 942,150.38	\$ 3,792,904.83	\$ 1,041,228.08	\$ 2,751,676.75	\$ 3,792,904.83	\$ 9,003.96	\$ 1,200,310.14	\$ 1,209,314.10	\$ 600,155.07	\$ 609,159.03	\$ 1,209,314.10	\$ 1,641,381.15	\$ 3,360,837.78	\$ 5,001,218.93
Aug 10	Sep 10	Oct 10	\$ 2,906,622.78	\$ 1,348,304.17	\$ 4,254,926.95	\$ 1,255,476.64	\$ 2,999,450.31	\$ 4,254,926.95	\$ 10,058.42	\$ 1,733,662.46	\$ 1,743,720.88	\$ 866,831.23	\$ 876,888.65	\$ 1,743,720.88	\$ 2,112,307.87	\$ 3,876,539.96	\$ 5,992,647.83
Sep 10	Oct 10	Nov 10	\$ 3,317,408.77	\$ 1,186,412.00	\$ 4,503,820.77	\$ 1,258,487.75	\$ 3,245,333.02	\$ 4,503,820.77	\$ 15,585.14	\$ 1,524,710.30	\$ 1,540,295.44	\$ 762,185.15	\$ 777,940.29	\$ 1,540,295.44	\$ 2,019,042.90	\$ 4,025,073.31	\$ 6,044,116.21
Oct 10	Nov 10	Dec 10	\$ 3,163,911.73	\$ 1,355,353.79	\$ 4,519,265.52	\$ 1,310,459.24	\$ 3,208,806.28	\$ 4,519,265.52	\$ 12,733.86	\$ 1,746,367.51	\$ 1,759,101.37	\$ 873,183.76	\$ 885,917.62	\$ 1,759,101.37	\$ 2,183,643.00	\$ 4,094,723.89	\$ 6,278,366.81
Nov 10	Dec 10	Jan 11	\$ 3,339,475.04	\$ 1,350,923.05	\$ 4,690,398.09	\$ 1,343,356.53	\$ 3,347,041.56	\$ 4,690,398.09	\$ 270,335.15	\$ 1,738,763.07	\$ 2,009,098.22	\$ 869,381.54	\$ 874,108.49	\$ 2,009,098.22	\$ 2,212,738.07	\$ 4,486,736.24	\$ 6,699,496.31
Dec 10	Jan 11	Feb 11	\$ 3,200,598.13	\$ 1,537,189.37	\$ 4,737,787.50	\$ 1,408,712.51	\$ 3,402,068.99	\$ 4,737,787.50	\$ (152,339.82)	\$ 1,978,892.61	\$ 1,827,557.79	\$ 969,446.31	\$ 974,108.49	\$ 1,827,557.79	\$ 2,416,158.82	\$ 4,319,172.47	\$ 6,655,331.29
Jan 11	Feb 11	Mar 11	\$ 3,405,667.13	\$ 1,681,587.33	\$ 5,087,254.46	\$ 1,531,137.09	\$ 3,606,117.37	\$ 5,087,254.46	\$ 183,630.19	\$ 2,171,578.55	\$ 2,355,158.74	\$ 1,085,764.28	\$ 1,269,394.47	\$ 2,355,158.74	\$ 2,617,891.37	\$ 4,875,521.83	\$ 7,493,413.20
Total			\$ 53,806,754.48	\$ 15,585,799.92	\$ 69,392,554.40	\$ 14,554,250.86	\$ 50,838,303.54	\$ 69,392,554.40	\$ 634,605.96	\$ 19,896,133.49	\$ 20,510,739.45	\$ 9,948,066.75	\$ 10,562,672.71	\$ 20,510,739.45	\$ 28,502,317.60	\$ 61,400,976.25	\$ 89,903,293.85

(1) The state's share of Gross Production tax revenues are distributed to the state general fund, the permanent oil tax trust fund, the impact grant fund, the oil and gas research fund, and the producing counties, cities and school districts
(2) The state's share of Oil Extraction tax revenues are distributed to the state general fund, the permanent oil tax trust fund, the resource trust fund, education funds, and the oil and gas research fund

1



Before the North Dakota Senate Appropriation Committee

62nd Legislative Assembly
North Dakota State Legislature

March 23, 2011

HB 1363

Laurel Vermillion, President

Sitting Bull College

President, North Dakota Association of Tribal Colleges

Mr. Chairman and members of the Committee.

Tribal Colleges in North Dakota provide educational services at affordable rates for all students including persons who are not citizens of the Tribal Nations. The Tribal Colleges do not receive funds for non-beneficiary students through the federal funding provided for Tribal colleges.

As many as 10% of students attending North Dakota Tribal Colleges may be considered "non-beneficiary" students; up until 2007, we did not receive any state funds to assist with the education of these students. Generally, such students are persons who live in or near the Tribal communities. Many of these students go on to N.D. four-year state institutions of higher education, and most of them stay in North Dakota after they graduate. Many of the non-beneficiary students, who often are young parents, would not be able to obtain a college education except through the Tribal Colleges.

Since 2007, the Tribal Colleges in North Dakota have been receiving state funds for non-beneficiary students in an amount far less than the average cost per student to educate these students. For these past two biennia, the total amount received has been \$700,000 per biennium. This year, the Tribal Colleges are seeking a total of \$1.0 million for the upcoming biennium (2011-2013).

Two of the schools have a relatively small number of non-beneficiary students, usually less than 30 students total for the two schools. These colleges are Sitting Bull College and Cankdeska Cikana Community College. However, the Tribal Colleges are in favor of receiving the \$1.0 million dollars vs the \$700,000 as in the past. Additional funds are being sought, which will enhance the opportunities for all of the Tribal Colleges to provide education for non-beneficiary students in a local setting. The amount sought will still be less per student than the amount each college receives for its Indian students through its federal funding.

The additional funds requested will significantly help each Tribal Colleges receiving them this next biennium, for several reasons:

North Dakota Association of Tribal Colleges

Dr. Jen Janecek-Hartman, Executive Director

3315 University Drive Bismarck, ND 58504

Phone: 701-255-3285 x 1396 Fax: 701-224-7236 Cell: 701-426-6399 email: jjanecekhartman@uttc.edu

2

1) Despite the best efforts to be efficient, the expenses continue to increase, such as cost of instruction, supplies, overall operations of the facilities, as well as the costs to defray the needs of the students, such as housing and other items. Most of these increases in costs are beyond our control. While the state funds are only supplemental to what the Tribal Colleges receive from other sources, these funds help with the increased expenses we experience every year.

2) A key goal of the colleges is to provide up-to-date curricula and programs which meet the needs of the students and communities. Technology is constantly evolving and so must the teaching methods. Providing updated curricula and using updated technology is expensive and the extra dollars obtained through the modest state funding program will provide a small part of the funds needed to assist the instructors and ensure curricula stay current. That, in turn, helps the non-beneficiary students.

3) Another use of the funds is to provide counselors for all students. Additional funds can support additional counseling, all of which assists in retention and the likelihood that students will graduate.

A brief summary of the non-beneficiary students served by each of the Tribal Colleges is provided below, along with a brief description of how the funds received through the state have been used thus far. Each of the Colleges directs some of the funds towards indirect costs at the College. These may include costs of the finance office, supplies, and other operational costs of the College. The reservations served by the Tribal Colleges generally have high unemployment rates and low rates of higher education graduates.

Cankdeska Cikana Community College (CCCC) Student numbers are reported as FTEs

CCCC serves the Spirit Lake Tribe, located in northeast central North Dakota. For the past three years, CCCC has served an average of approximately 233 students each semester (other than the summer semester), and of those, an average of 9 have been non-beneficiary students. CCCC has used its funds to assist in subsidizing a student financial aid assistant.

Fort Berthold Community College (FBCC)

FBCC serves the Fort Berthold Reservation in northwest North Dakota, home to the Mandan, Hidatsa and Arikara Nations, officially called the Three Affiliated Tribes. In the most recently completed school year, FBCC served an average of 288 students per semester (other than the summer semester) and of those, an average of 32 has been non-Indian students. FBCC has used its funds for student financial aid and counselors.

North Dakota Association of Tribal Colleges

Dr. Jen Janecek-Hartman, Executive Director

3315 University Drive Bismarck, ND 58504

Phone: 701-255-3285 x 1396 Fax: 701-224-7236 Cell: 701-426-6399 email: jjanecekhartman@uttc.edu

Sitting Bull College (SBC)

SBC serves the Standing Rock Sioux Tribe, in south central North Dakota, whose population is approximately half in the state of North Dakota and half in the state of South Dakota. For the past three years, SBC has served an average of approximately 304 students each semester other than the summer semester), and of those, an average of 9 have been eligible North Dakota non-beneficiary students. SBC has used its funds to subsidize student counselors.

Turtle Mountain Community College (TMCC)

TMCC serves the Turtle Mountain Band of Chippewa in north-central North Dakota. The Indian population served is roughly 40% of the entire Indian population in the state. For the past three years, TMCC has served an average of 613 students each semester (other than the summer semester), and of those, an average of 51 have been non-Indian students. TMCC has used its funds to defray various general expenses, including faculty costs, student services, operating expenses and textbooks.

United Tribes Technical College (UTTC)

UTTC serves Tribes from across the United States, but approximately 75% of all students are from the federally recognized Indian tribes in North Dakota, South Dakota and Montana. For the past three years, UTTC has served an average of 643 students each semester (other than the summer semester), and of those, an average of 47 have been eligible North Dakota non-beneficiary students. UTTC has used its funds for additional financial aid counselors.

Attached is a general fact sheet about ND Tribal Colleges and reservations.

North Dakota Association of Tribal Colleges

Dr. Jen Janecek-Hartman, Executive Director

3315 University Drive Bismarck, ND 58504

Phone: 701-255-3285 x 1396 Fax: 701-224-7236 Cell: 701-426-6399 email: jjanecekhartman@uttc.edu

North Dakota Legislative Briefing
North Dakota Association of Tribal Colleges Briefing Document

FACT SHEET

1. The Native American population in North Dakota is comprised of five reservations, seven tribes and over 3.8 million acres of land.
2. The Native American population comprises 6.7% of North Dakota's population.
3. Unemployment rates on the North Dakota five reservations average 59%.
4. Approximately 95% of the North Dakota Native American students qualify for federal financial aid Pell Grants.
5. The five accredited North Dakota Tribal Colleges are currently in operation in the state of North Dakota are: Sitting Bull College, United Tribes Technical College, Berthold Community College, Turtle Mountain Community College, Cankdeska Cikana Community College.
6. The North Dakota Tribal Colleges educate approximately 2800 students of these students the range of non-beneficiary students served is between 5-10%.
7. Tuition collectively at the North Dakota Tribal Colleges averages \$108.20 per credit.
8. The North Dakota Tribal Colleges use the non-beneficiary dollars to support institutional counselors, student services such as tutoring, placement, and college visits to NDUS schools.

North Dakota Association of Tribal Colleges--Executive Director---Dr. Jen Janeczek-Hartman
3315 University Dr
Bismarck, ND 58504
Phone: 701-223-5886 x 1396--Cell: 701-426-6399

HOUSE BILL 1363
62ND LEGISLATIVE ASSEMBLY OF NORTH DAKOTA
SENATE APPROPRIATIONS COMMITTEE – SENATOR RAY HOLMBERG, CHAIR
8:30 AM, MARCH 23, 2011 – HARVEST ROOM
TESTIMONY BY: DR. JIM DAVIS, PRESIDENT, TURTLE MOUNTAIN COMMUNITY COLLEGE

Good morning! Chairman Holmberg and members of the Senate Appropriations Committee, my name is Jim Davis and I am the President of the Turtle Mountain Community College (TMCC), Belcourt, ND, located on the Turtle Mountain Band of Chippewa Indian Reservation.

I would like to first indicate that Dr. Alexander Johnson, Professor at UND and a former non-beneficiary student at TMCC will provide testimony later this morning.

I am here to testify in support of HB-1363, a Bill for an act relating to grants for non-beneficiary students enrolled in tribally controlled colleges in North Dakota. TMCC is one of the six original tribal colleges in the U.S that began to provide higher education opportunities to its tribal citizens and to others who had a desire to obtain a higher education; and, to advance their own self-sufficiency as a citizen of our great State and that of our country.

TMCC has been fully accredited since 1984 by the Higher Learning Commission/North Central Association of Colleges and Schools. Over the years we have collaborated with other colleges and universities throughout ND for the benefit of all students who enroll in higher education degree programs including Certificate, Associate Degree, and four year degree programs. Many of TMCC's students transfer to other four year institutions in North Dakota while a few may transfer to institutions outside of North Dakota. We continue to have a strong working relationship with the North Dakota University System and with the Chancellor's Cabinet and his office.

While Tribal Colleges offer a tribal focus, student enrollment at TMCC enjoys a diverse population of Native and Non-Native (non-beneficiary) students. Non-Native students include Caucasian, Asian, Hispanic, and African American. In Academic Year (AY) 2007-2008, eight percent of the students enrolled at TMCC were non-beneficiary; in AY 2008-2009, seven percent were non-beneficiary; and in AY 2009-2010, nine percent were non-beneficiary.

In addition to producing transfer students, TMCC also graduates both Native and Non-Native students in all degree programs including Bachelors, AA, AS, AAS, and Certificate programs. In the past three academic years, TMCC has graduated 428 students. The TMCC is very affordable (has the lowest tuition and fees of any college in ND) and accessible, and provides state-of-the-art facilities.

HB-1363 is not necessarily about Native American students or about TMCC, rather it is about providing financial resources to TMCC for the education of non-beneficiary students. These students choose to attend TMCC because of its affordability, accessibility, quality of program offerings, and opportunities to later transfer to other colleges and universities in North Dakota should they choose that option.

Page 2:

Since 2007, TMCC has used funds from HB-1363 to, in part (1) fund faculty salaries; (2) student services; (3) operating expenses; (4) repairs and maintenance; and (5) books, calculators, and classroom text books.

I strongly recommend a "do pass" by this Committee for the requested \$1,000,000 per biennium. Thank you very much and I will entertain any questions you may have at this time.

HB1363

My name is Alex Johnson and I attended Turtle Mountain Community College from fall 1995 until spring 1998. I received an associate of arts degree in May 1997 and an associate of science degree in May 1998. Following my graduation from TMCC, I transferred to the University of North Dakota where I completed a BS degree in industrial technology, an MS degree in industrial technology, and a PhD in higher education. I am now in my fifth year as an assistant professor in the Department of Technology at the University of North Dakota.

My experiences at TMCC were very positive ones, and I consider my decision to attend TMCC after high school graduation as one of the better academic decisions I have made. Though it is difficult to say with any certainty what might have happened if I had made a different choice, I feel that had I attended UND right out of high school, I might have experienced much less academic success.


When I graduated from high school, I was not an exceptionally strong student, nor did I have confidence in my academic ability. To further complicate matters, I had little idea what career I wanted to pursue. Had it not been for my parents, who believe very deeply in the value of a college education, I might not have gone to college.

Fortunately for me, TMCC was only 15 miles from my family farm and was considerably less expensive to attend than most universities I had considered. Due to my family's support, I was able to live at home, work a part-time job, and take the classes at TMCC that would eventually transfer to UND. I benefitted from small class sizes at TMCC and found that they provided a good learning environment. The faculty was experienced and highly qualified while also being approachable and encouraging. My time at TMCC gave me the opportunity to become comfortable with my own abilities and also provided me with a solid educational background that served me well in future college classes at UND.


I believe that it is worth mentioning that for many students, the choice is not simply between attending a tribal college or attending some other college, but rather between attending a tribal college or not attending college at all. Some people simply cannot afford to go away to college, while others have family commitments that keep them in a community. Attending a tribal college can give students a chance to get an education and discover what they want to do without leaving their homes or going heavily into debt. It also can provide an opportunity for many young students to mature enough to be comfortable and successful at a four year institution.

In any event, TMCC provided me with an excellent educational experience at very little cost to me, even though the college did not receive any Federal funding for me since I am not tribally enrolled. Tribal colleges provide a great service to not only the reservations but also to surrounding communities, and it is only fair that they should receive funding from the State of North Dakota to help with costs for those students like me who are not tribally enrolled. I strongly support a "do pass" for HB-1363.

4



UNITED TRIBES TECHNICAL COLLEGE
3315 UNIVERSITY DRIVE
BISMARCK, NORTH DAKOTA 58504 • PHONE 701-255-3285 • FAX 701-530-0605



**Testimony Supporting HB 1363
Providing Grants to Tribally Controlled Community Colleges in North Dakota
for Non-Beneficiary Students**

**Before the North Dakota Senate Appropriations Committee
62nd Legislative Assembly
North Dakota State Legislature**

March 23, 2011

**David M. Gipp, President
United Tribes Technical College**

Mr. Chairman and members of the Committee:

United Tribes Technical College (UTTC) strongly supports the passage of HB 1363. For the past two biennia, beginning in 2007, the Tribal Colleges in North Dakota have received modest grants administered by the North Dakota University System to help defray the costs of educating students for whom the Tribal Colleges do not receive any federal funds. These students are termed "non-beneficiary" students.

We also have asked two non-beneficiary students to testify today about their experiences at UTTC. We request that if either or both of them are not able to be present because of the storm that their testimony be allowed to be submitted later in writing.

For UTTC, the funds received have allowed us to support one and one-half financial aid counselors to assist our students, including non-beneficiary students, obtain all of the financial aid for which they are eligible. United Tribes has averaged about 47 non-beneficiary students in its last three academic years, out of more than 675 students who attend our college. These students come to UTTC in part because it has programs that other local colleges do not offer, such as our licensed practical nursing and medical transcription programs.

Our Tribal Colleges, including United Tribes, are true community colleges serving their local communities, much like the other community colleges in North Dakota. In the case of UTTC, we also serve students who come from other reservations in the region and across the United States, but who often end up staying in North Dakota. Many go on to further their education at North Dakota colleges and universities. Our non-beneficiary students, however, are primarily local residents who plan on staying in North Dakota. Because our colleges serve their local communities, and are open to all applicants, regardless of race, it seems logical for the state of North Dakota to provide some funding for these institutions.

We would note that HB 1363 has been amended by the Senate Education Committee to remove a formula that we had hoped would provide a minimum amount of funding through HB 1363 to our smaller Tribal Colleges. We think this is fair, especially as HB 1363 also authorizes additional funds for all of the Tribal Colleges in our state. These additional funds will help us continue to provide first rate services for our non-beneficiary students, among other things. However, we realize that the formula suggested in HB 1363 may not actually work as intended, so we are not asking the Senate Appropriations Committee to again amend the bill; such an amendment may happen, if at all, during a conference committee regarding the legislation.

A bit of further background about UTTC: UTTC is fully accredited by the Higher Learning Commission of the North Central Association of Colleges and Schools, and offers more than 17 degree programs to more than 650 full-time students each semester. We are now also seeking accreditation to offer three four year degrees. We were established in 1969, and the Bureau of Indian Affairs initially operated UTTC as a vocational training school. The four Tribes in North Dakota took over the operation of the facility in 1971, and added the Sisseton-Wahpeton Sioux Tribe, now called the Sisseton-Wahpeton Oyaté, as a full member of its governing board shortly thereafter. The governing board of UTTC is composed of 10 members, two from each of the Tribes with a presence in North Dakota, including the Chairman from each Tribe. UTTC's campus is a residential one, providing housing for most of its students, along with a number of other services, including a health clinic, wellness center, 24 hour security, a cafeteria, athletic programs, day care and a K-8 elementary school for children of our students. Most of these facilities are open to all of our non-beneficiary students, as well.

We know that there are many kinds of programs competing for limited funds that the state of North Dakota has available. But in our opinion, investing in higher education for North Dakota citizens is a good investment. We understand that the House amended the bill to reduce the amount of the total appropriation to \$1,000,000, the amount provided in the Governor's budget. We accept the action of the House in this matter. We urge the Senate Appropriations Committee to give a "DO PASS" recommendation for HB 1363, as amended.

HB1363

Alisa Maus

106 ½ 9th Ave NW

Mandan, ND 58554

March 15, 2011

Dear Committee Members,

My name is Alisa Maus, I am a current nursing student out at United Tribes. I will be graduating on May 7, 2011 with my Associate of Practical Nursing. When I was first asked to tell about my experiences out at United Tribes Technical College I thought to myself there has been so many where do I even start. I have been asked many times why did I choose United Tribes. While I was at work one day I got to talking to one of the nurses and asked where he went to school. He told me he went to United Tribes and I honestly never knew they had a nursing program. After asking around about the nursing program I heard nothing but good things about the nurses that came from United Tribes. So through some research and a friend's encouragement I signed up for the program not realizing how much it would change my life.

One of the first things that grabbed my attention about United Tribes was the on campus daycare. I am a single mother, and when I went to college before that was a huge issue for me. Being able to have my son close and on campus with me helped push me to realize what I was working for. It also made my life a whole lot easier not having to worry about where my son was going to have to be. My son has always been the driving fact for me to better my life so having him on campus with me helped a great deal. Cost was another huge factor in my decision about United Tribes. Being able to walk away with my Associate of Practical Nursing with only a few student loans was very important to me. These with the other wonderful things I heard about the program made my decision easy.

Since I have started at UTTC the praise still continues. I have had some to the best instructors that I have ever had throughout my education. I have learned a great deal about the field I will be entering. I will be entering into the workforce this year and I know that I will have the knowledge and the skills need to succeed in the workplace. I have also acquired some life long mentors that I know will be there if I ever have any questions or problems. Culture has been another great influence on my education. I have gained so much unknown knowledge about the Native American culture that has help influence me as a person and well as a nurse.

Overall the education I have received at United Tribes has been a well rounded educational experience that has shape me as an individual. I have learned so much about myself and about where I want to go with my education. I am a stronger person that has the education that will help provide me and my son with the future I want. Thank you.

6