



*Mike Ressler,
Deputy CIO*

ITD Service Rates 2013-15 Biennium

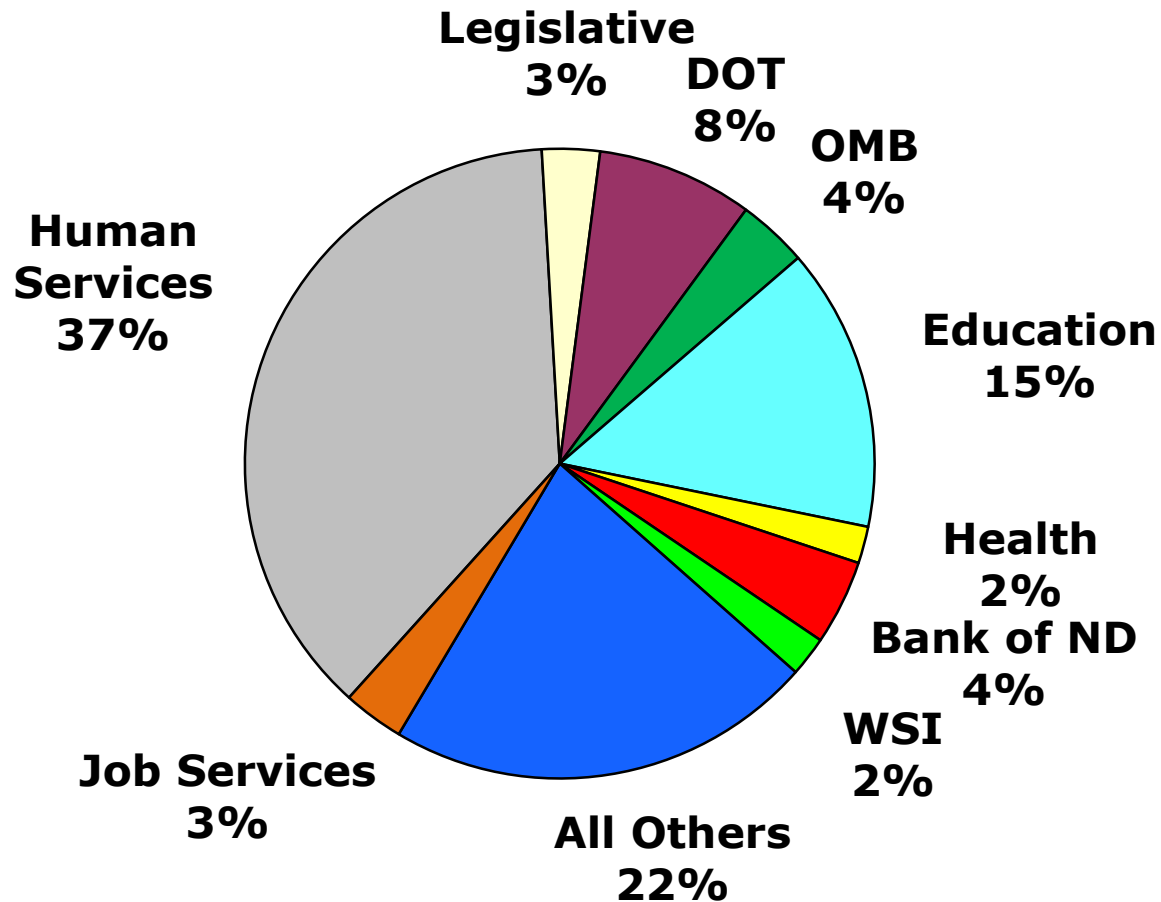
- ❖ April of even number years ITD establishes rates for the upcoming biennium.
- ❖ ITD meets with OMB, Legislative Council staff and agencies to highlight rate changes.
- ❖ Very difficult to increase rates once an agency receives it's budget.
- ❖ ITD is Mostly Special Funded - Costs to provide most information technology services are recovered by billing the agencies who use them.

ITD Service Rates 2013-15 Biennium

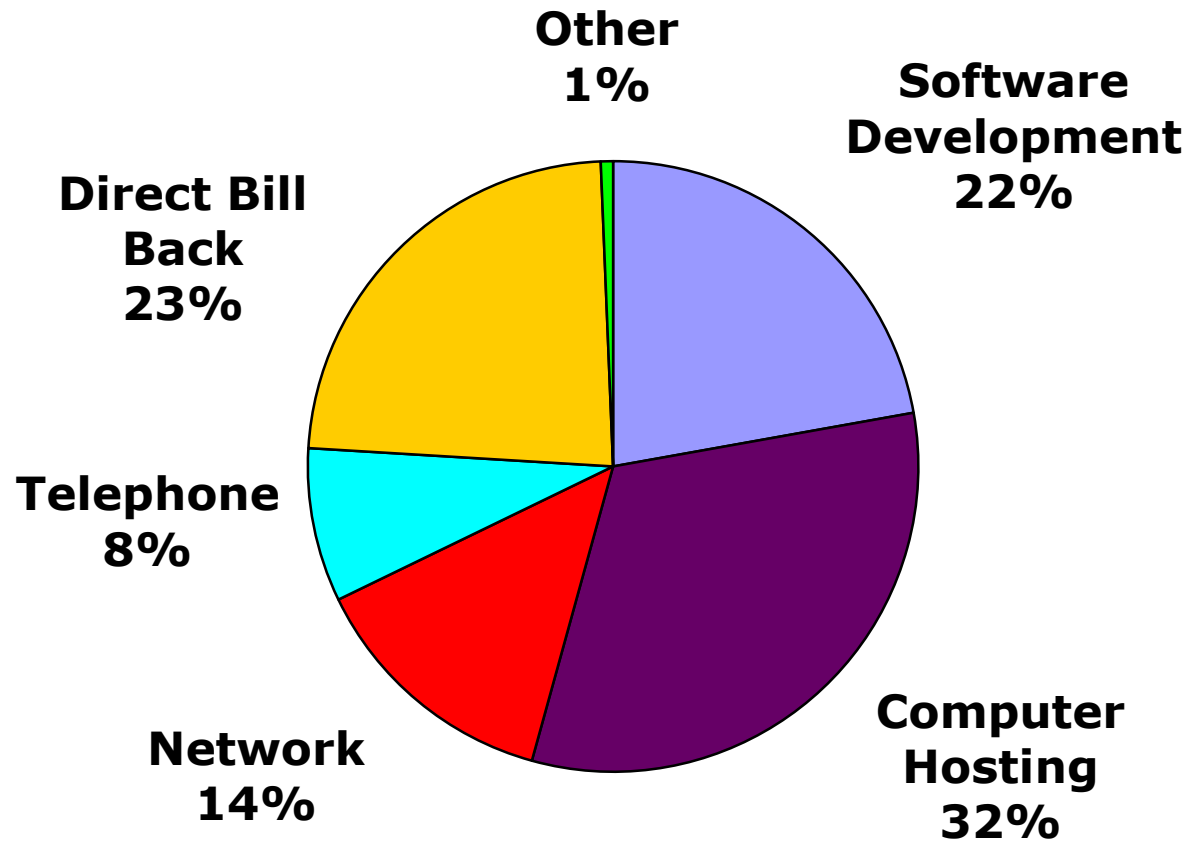
- ❖ Funding source of agency money paid to ITD is approximately:
 - 1/3 general funds,
 - 1/3 special funds,
 - 1/3 federal funds
- ❖ Federal Government (Circular A-87) annually monitors cash reserves to make sure State Internal Service Funds are not over-charging the federal programs.

ITD Revenue By Department Fiscal Year 2011

Total Billing: \$50,725,325



**ITD Revenue By Service
Fiscal Year 2011
Total Billing: \$50,725,325**



Estimated Amounts are Biennium Totals Based on Agencies Previous Usage and Assuming Similar Usage

Computer Hosting / Disk Services	+ \$	155,815
----------------------------------	------	---------

Software Development & Project Manager Rates

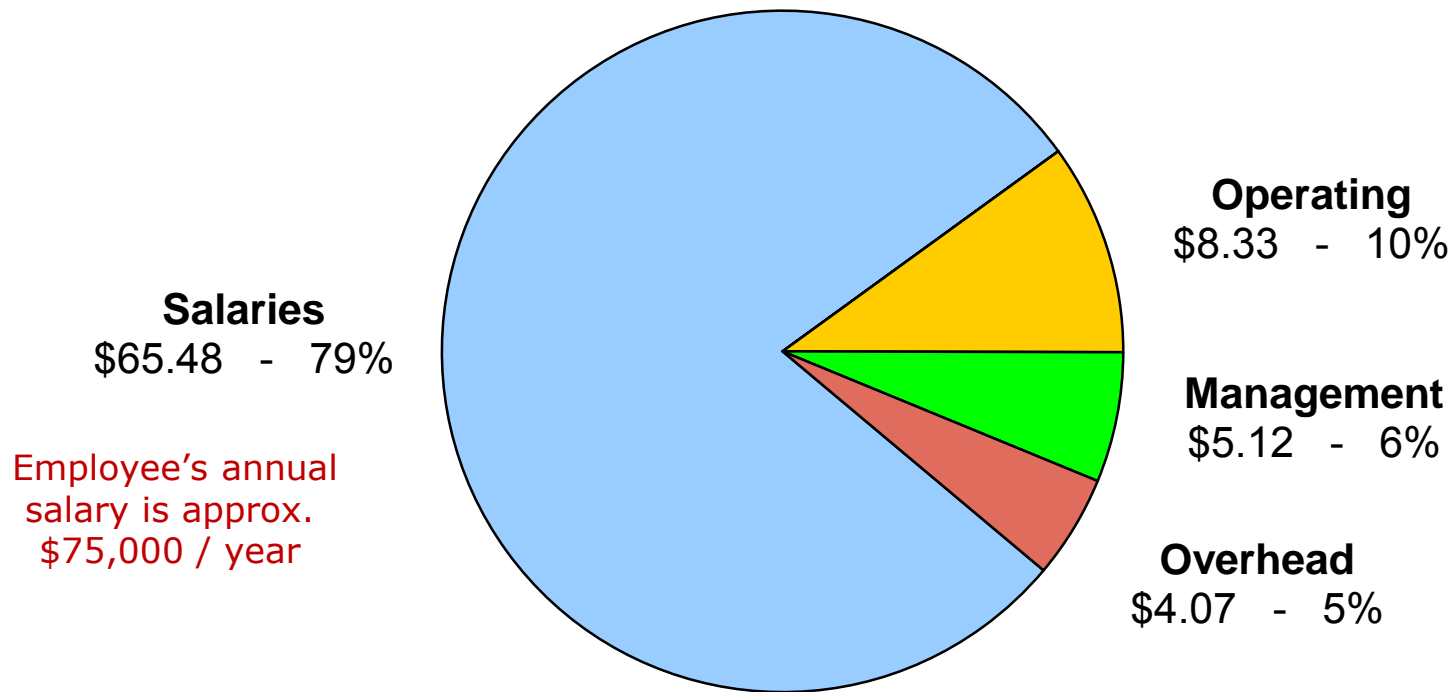
Estimating 4% + 4% Salary Increase
Estimating Health Insurance Increase of 15%

<u>Service Description</u>	<u>2011-13 Rates</u>	<u>2013-15 Rates</u>
Analyst I & Project Manager	\$ 67.00	\$ 69.00
Analyst II	\$ 75.00	\$ 75.00
Analyst III	\$ 75.00	\$ 83.00
Senior Analyst & Senior Project Mgr	\$ 86.00	\$ 94.00
Architect	\$ 89.00	\$ 99.00

**ITD 2013-15 Analyst III Rate
Based on 75% Chargeable Time**

Prepared January 2012

\$83.00 / Hour



“Estimated” Biennium Increases by Agency from Rate Changes

Projected Increases are Based on Agency Repeating Previous Usage

Dept. of Human Services	+ \$ 914,016
Dept. of Transportation	+ \$ 290,195
Dept. of Public Instruction	+ \$ 230,375
Bank of ND	+ \$ 153,423
Dept. of Agriculture	+ \$ 93,762