

# 2025 – 2027 Budget Overview

## Department of Corrections and Rehabilitation

House Appropriations Committee  
Representative Vigesaa, Chairman  
March 5, 2025

Colby Braun, Director

NORTH  
**Dakota**  
Be Legendary.



# AGENCY VISION & MISSION



**HEALTHY AND PRODUCTIVE NEIGHBORS,  
A SAFE NORTH DAKOTA**

**TRANSFORMING LIVES,  
INFLUENCING CHANGE,  
STRENGTHENING COMMUNITY**



# Guiding Principles in our Work

---

**Normality**

**Dynamic Security**

**Progression**

**Import Model**

**Team Member Wellness**

# Corrections and Rehabilitation

---

## ***Public Safety***

- *Basic needs of those in care and custody of DOCR*
- *Team Members*
- *Facility and Community Operations*
- *Equipment*
- *Information Technology*
- *Victims of Crime*
- *Capital Projects / Extraordinary Repairs*



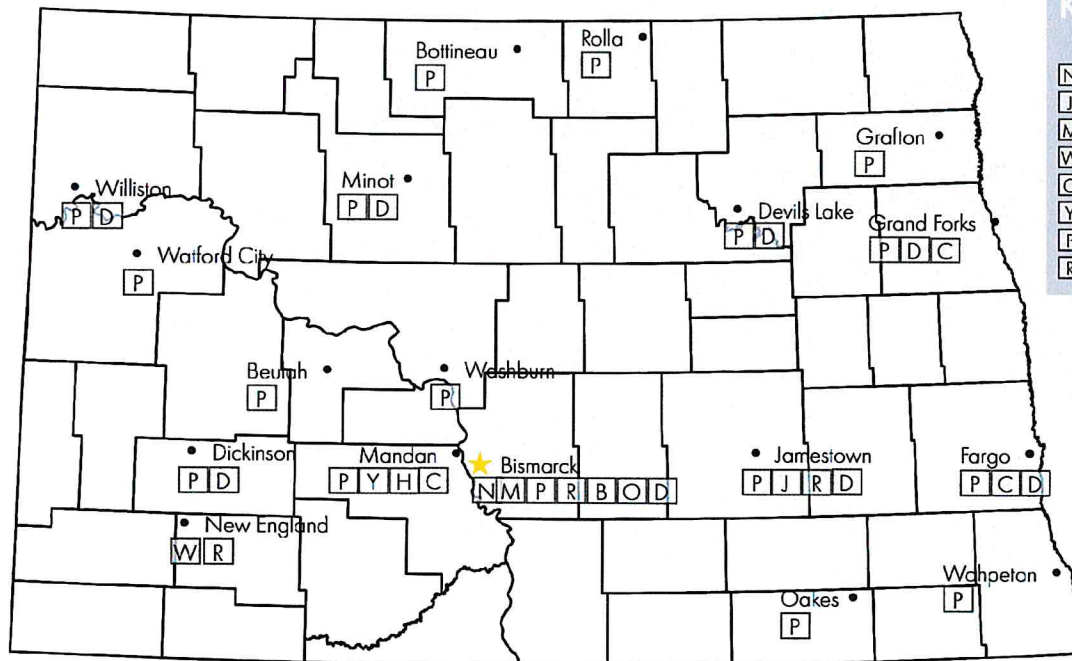
# Corrections & Rehabilitation

## 2025 – 2027 Budget Request

<u>Line Item</u>	<u>Base Budget Level</u>	<u>Exec Recommendation</u>
Adult Services	\$265,998,440	\$466,344,863
Youth Services	26,853,221	\$39,365,848
Total	<u>\$292,851,661</u>	<u>\$505,710,711</u>
General Fund	\$247,106,915	\$343,815,391
Other Fund	\$45,744,746	\$161,895,320
FTE	929.79	1004.29



# DOCR Locations



## KEY

<b>N</b>	North Dakota State Penitentiary	<b>B</b>	Bismarck Transitional Center
<b>J</b>	James River Correctional Center	<b>C</b>	Centre, Inc.
<b>M</b>	Missouri River Correctional Center	<b>H</b>	Heart River Correctional Center
<b>W</b>	Dakota Women's Correctional and Rehabilitation Center	<b>D</b>	DJS Youth Community Services Office
<b>O</b>	Central Office		
<b>Y</b>	Youth Correctional Center		
<b>P</b>	Parole and Probation Office		
<b>R</b>	Rough Rider Industries		



# Corrections & Rehabilitation

2025 – 2027 Budget Request

## **DOCR locations impacted by 25 – 27 Budget request:**

- Heart River Correction Center  
\$37,541,000
- Temp 88-bed man camp at MRCC  
\$9,400,000
- MRCC Design \$23,000,000
- Facility Study at JRCC \$750,000

## **74.5 FTE Requests 25-27:**

- 6 FTE: Temp to Authorized
- 1 Maintenance YCC/HRCC
- 68.5 FTE: New Authorized
- 26 HRCC (304 beds)
- 31.5 Grand Forks (90 beds)
- 7 Man Camp (88 beds)
- 1 YCC Security



# Adult Facilities

---

- Facilities – Capacity 1624 for men and 262 for women
  - North Dakota State Penitentiary – Maximum custody prison for men – Intake, Orientation, Behavior Intervention Unit, Infirmary, Unity Village (18 – 25-year-old unit)
  - James River Correction Center – Medium custody prison for men – Special Assistance Unit, JR Minimum Unit (formerly Tompkins), Akisni Warrior's Lodge (Native American Cultural focused unit)
  - Missouri River Correction Center – Minimum custody prison for men – Transitional Housing Unit
  - Heart River Correction Center – Minimum Custody facility for women
  - Contract – Dakota Women's Correction and Rehabilitation Center – All custody facility for women – Intake, Orientation, Special Management Unit, Infirmary



# Transitional Facilities and County Jails

- Contract Transitional Facilities (Over 200 people (inmates) being served)
  - Bismarck Transition Center
    - Women's Treatment and Recovery Unit: 88 women completed the program in 2024
  - Centre, Inc.: Mandan (all genders), Fargo (all genders) and Grand Forks (men)
  - Lake Region Residential Reentry Center (men)
  - Work Release Programs – Ward County and Southwest Multi-County Corrections (men)
- Increased population – Avg 209 to increase to 307
  - 25–27 Budget Request - \$22,194,701
- Northwest Region – 25 Bed Facility \$1,600,000
- Jail Rent – Avg 35 to increase to 233
  - 25-27 Budget Request- \$16 million plus \$1.5 million in programming
  - The total request for Transitional Facilities is \$22,194,701
  - Lake Region – Adding Substance Abuse Treatment

# Transitional Facilities SB 2128

---

## FISCAL IMPACTS OF SB 2128:

- \$1,254,074 – Cost to bring residents currently in transitional facilities back in August 2025 to finish their sentences.
- \$6,836,990 – Eliminate resident access to transitional facilities. This is the incremental cost of paying for other DOCR facilities in place of transitional facilities.

## SOCIAL COSTS (est. per biennium):

- Residents will not be able to earn market wages
  - \$600,000 Lost Fines/Fees/Restitution
  - \$1,550,727 Lost Taxes (federal, state & Medicare)
  - \$1,923,470 Lost Child Support



# Transitional Facility Eligibility

## **Upon arrival at the North Dakota State Penitentiary or Dakota Women's Correctional Rehab Center:**

- 4-week orientation period including various validated risk assessments focusing on classification, criminogenic risk and treatment needs.
- Case planning committee establishes a case plan and the inmate's validated classification or risk level is set.

## **Adult Transition Program (ATP):**

- A treatment and work release program for adults in custody (inmates) offered through a transitional facility.

## **Eligibility and Acceptance requirements for ATP:**

- Minimum Custody
- Compliant with work, education, and treatment programming
- Within 12 months of release opportunity (parole hearing/parole release date/good time release date)
  - Those serving a minimum mandatory or 85% truth in sentencing sentence are only eligible for an ATP the last 6 months of their sentence.
- Case reviewed and approved by the Warden of Transitional Facilities (males), Women's Services Manager (females)
  - Institutional adjustment – Behavior choices while in custody
  - Past incarceration history
  - Victim impacts
  - Nature of current and past offenses
  - Acceptance by Transitional Facility

# Transitional Facility Eligibility

**Work Release:** (This program is for those sentenced under an 85% or minimum mandatory sentence.)

- Off-site work assignments for approved adults in custody at a rate commensurate with state labor laws.
- In 2011, HB 1028, amended 12-48.1-02 to allow for those with an 85% sentence or those with a minimum mandatory sentence who do not have the opportunity for parole to be eligible for up to 6 months work or education release.
- The law was passed in the 62nd Legislative Assembly in 2011 as a public safety and supervised transition from prison to the community program as people neared the end of their sentence.
- HB 1028 passed the House 92-0 and the Senate 44-0.
- This public safety tool has been used sparingly to reduce risk to the community with additional supports and accountability for those returning to our community.
  - Only 25% of eligible candidates in 2024 were approved for the program.

## **Eligibility requirements:**

- Must have served 85% of the balance total per ND Law and eligible for transition the last 6 months of their sentence (per Century Code changes in 2011)
- Compliant with work, education, and treatment programming
- Within 6 months of release opportunity (parole/good time release date)
- Case reviewed and approved by the Warden of Transitional Facilities (males), Women's Services Manager (females)
- Reviewed and approved by the Director of the DOCR
- Reviewed and approved by the Parole Board depending on sentence length.



# ROI - Transitional Facilities

---

- Inmates, Parolees and people on probation are served
- 92% of violent offenders who reenter society through a transitional facility do not commit another violent act returning them to a ND prison
- 98% of non-violent offenders who reenter society through a transitional facility do not commit a violent act returning them to a ND prison.
- 513 inmates attempted transition through a transitional facility and 306 received primary treatment
- 80% success rate...Meaning 10% returned to a prison for non-disciplinary reasons and 10% returned to prison for not complying with transitional program requirements

# February 1, 2025 Counts

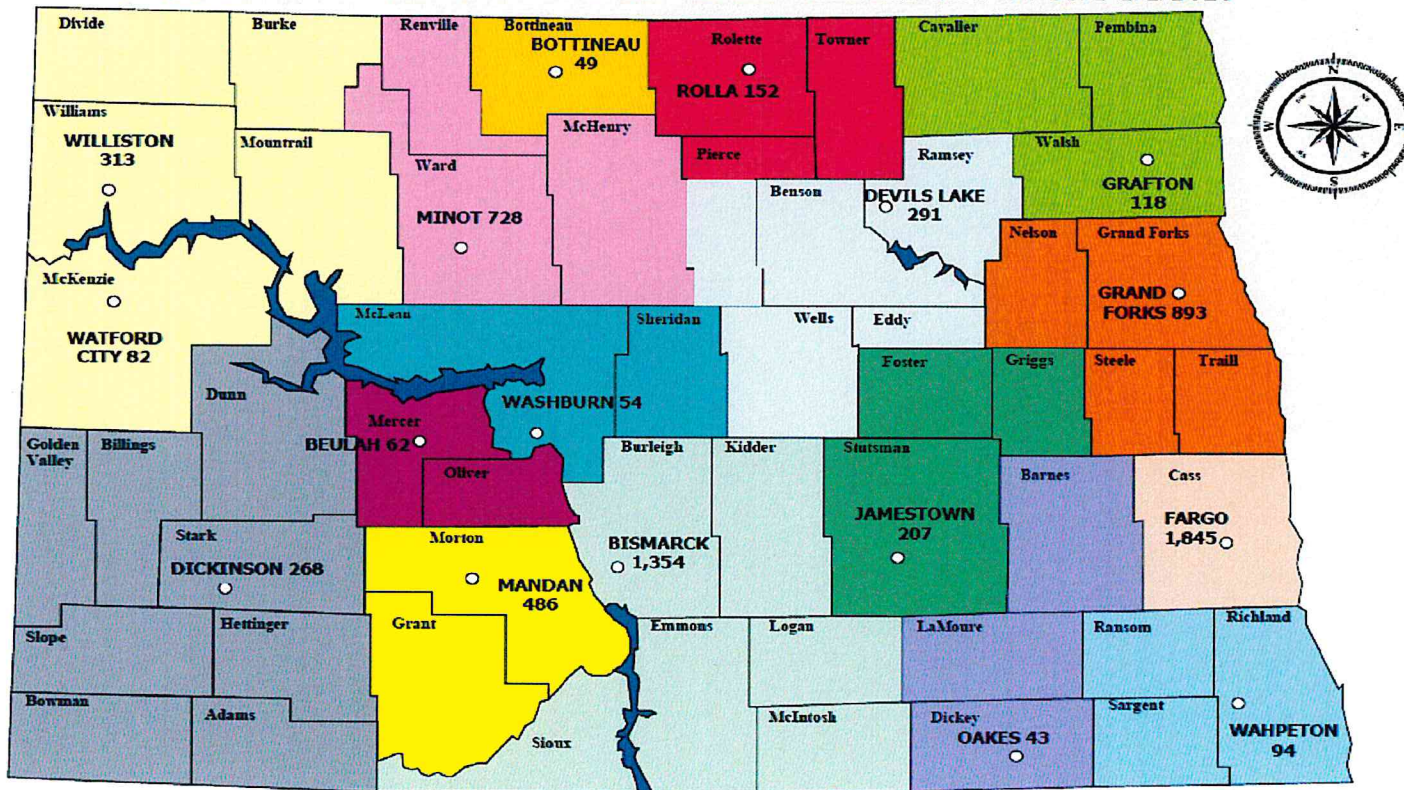
Overflow and deferred admissions housing. Substance Abuse treatment programming will commence in Lake Region Correction Center

- Barnes County Jail: 7 male inmates
- Burleigh/Morton County Jail: 25 male inmates; 1 female inmate
- Cass County Jail: 8 male inmates
- Grand Forks County Jail: 5 male inmates
- Heartland of America Correctional and Treatment Center: 36 male inmates
- Lake Region County Jail: 10 male inmates
- McKenzie County Jail: 59 male inmates; 10 female inmates
- McLean County Jail: 2 male inmates
- Mountrail County Jail: 2 male inmates
- Pembina County Jail: 1 male inmate
- Southwest Multi County Correctional Center: 9 male inmates; 3 female inmates
- Stutsman County Jail: 3 male inmates
- Ward County Jail: 6 male inmates
- Williams County Jail: 2 male inmates; 1 female inmate



# Adult Community Supervision

*NORTH DAKOTA DISTRICT OFFICE SUPERVISED ADULT COUNT 1/1/2025*



- 17 District Parole, Probation and Pretrial Services locations – Over 7,000 people being served in our communities.
- 2 Temp to FTE Authorized Positions



# Community Enforcement Operations

## CY 2023

- 187 edged weapons
- 20 handguns
- 13 rifles
- 4 shotguns
- 908 drug paraphernalia items
- 1,501 grams (3.3 pounds) of drugs
- 13 pseudo accounts






# Community Enforcement Operations

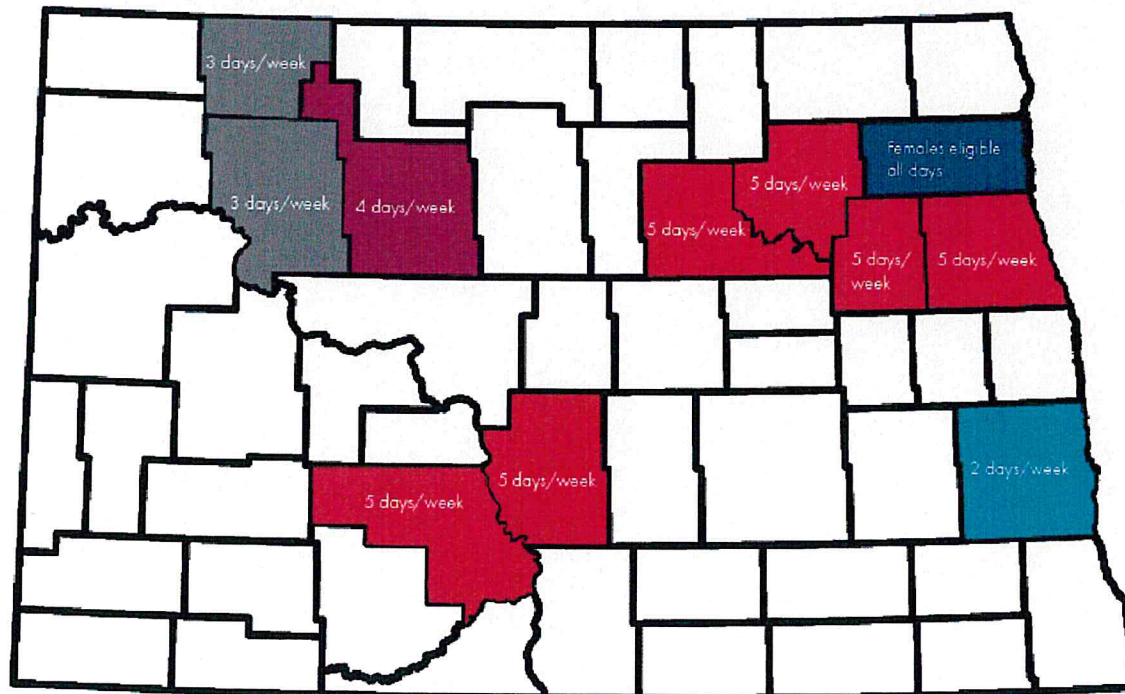
## CY 2024

- 130 edged weapons
- 70 handguns
- 6 rifles
- 11 shotguns
- 1,281 drug paraphernalia items
- 4,890 grams (10.78 pounds) of drugs
- 20 pseudo accounts



# Pretrial Services Locations

Currently, Burleigh, Grand Forks, Morton, Ramsey, Benson, and Nelson counties are full time. Ward, Mountrail, Burke, Grand Forks, and Cass counties are all part time. Walsh County females are eligible for pretrial services.

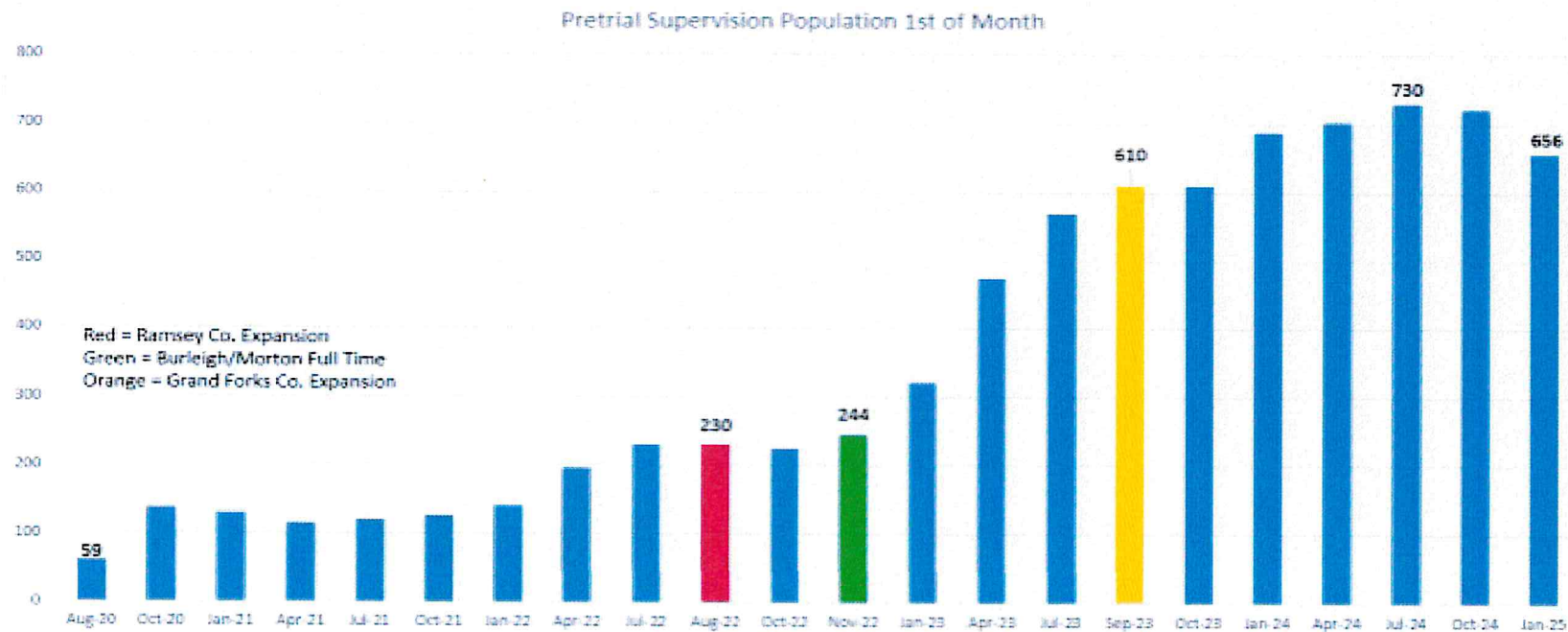


## Requested 3 FTE:

- Burleigh/Morton - Full time South Central Judicial District
- Full time North Central Judicial District
- Cass – Closer to full time



# Pretrial Supervision Population



# As of September 1, 2024

Jail	Jail Capacity	Current Jail Population	Adults on Pretrial	
Burleigh/Morton	555	303	403	
Cass	348	321	80	
Lake Region	105	57	73	
Ward, Mountrail	286, 42	159, 7	77,3	
Grand Forks	226	216	52	

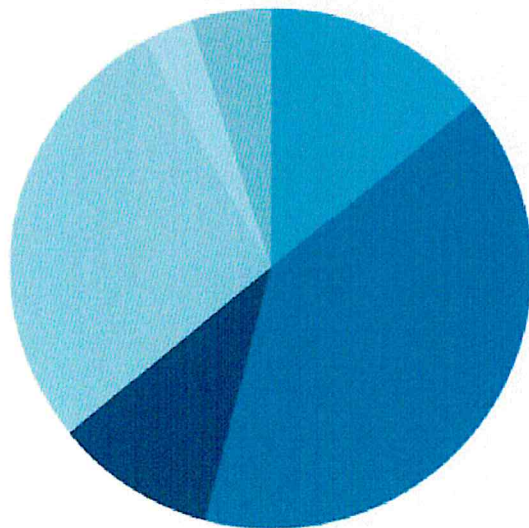


# Pretrial Services = Positive Jail Capacity

- Burleigh/Morton Detention - 60% of inmates are **pre-sentence** and average 12 days of incarceration.
  - 403 people on Pre-Trial services x 60% = 242.
  - 303 current population + 242 = 545. Resulting in 10 under capacity.
- Cass County Detention Center – 85% of inmates are pre-sentence and average 45 days of incarceration.
  - 80 people on Pre-trial x 85% = 68.
  - 321 current population + 68 = 389. Resulting in 41 **over** capacity
  - Cass County would theoretically need to house inmates in another jail costing approximately \$4100 per day.
- Grand Forks Detention Center – 70% of inmates are pre-sentence and average 22 days of incarceration.
  - 52 people on Pre-trial services x 70% = 36.
  - 216 current population + 36 = 252. Resulting in **over** capacity by 26 inmates.
  - Grand Forks County would theoretically need to house inmates in another county jail costing approximately \$2600 per day.
- Lake Region Detention Center – 83% of inmates are pre-sentence and average 12 days of incarceration.
  - 73 people on Pre-Trial services x 83% = 61.
  - 57 current population + 61 = 118. Resulting in 13 **over** capacity.
- Ward County Detention Center – 93% of inmates are pre-sentence and average 13 days of incarceration.
  - 77 people on Pre-trial services x 93% = 71.
  - 159 current population + 71 = 230. Resulting in 56 under capacity.

# Juvenile Services

Average 1 day count  
(in percentages)



■ Group Home (14)      ■ Home/Relative/Independent Living (40)  
■ Other (10)      ■ YCC (28)  
■ Residential Treatment (3)      ■ Family Foster (5)

- 155 admissions to DJS custody caseload each year
- Division of Juvenile Services supervises all cases over a variety of placement settings.
  - Youth Correction Center – 100 admissions each year, plus 90 detention admissions each year
- **Analysis in 2024 of all youth released in 2022 show 46% had no further arrests in the 2-years post discharge.**
- Of those who were arrested, about half were charged with a misdemeanor
- Non-custodial services provided include operation of the Interstate Compact for Juveniles, in-home family therapy, and school-based treatment programs



# Corrections and Rehabilitation



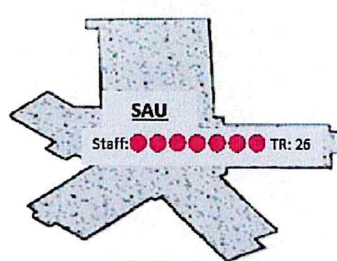



## Team Members:

Attract, engage, and develop mission-driven, high performing team members.


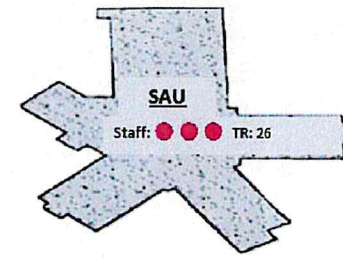

- Provided targeted adjustments to address critical equity issues for front-line team members.
- Included probation and parole officers in the Public Safety Retirement Plan.
- Build a culture of well-being
  - Challenging Clientele
  - Challenging Environments
  - Staff Shortages / Less Experienced Team Members / Required Overtime
- Identify and develop high-potential future agency leaders

# JRCC Staffing Plan by Unit

# JRCC Avg. Staffing 2022 & 2023



TR = total # of residents  
● = 1 staff member

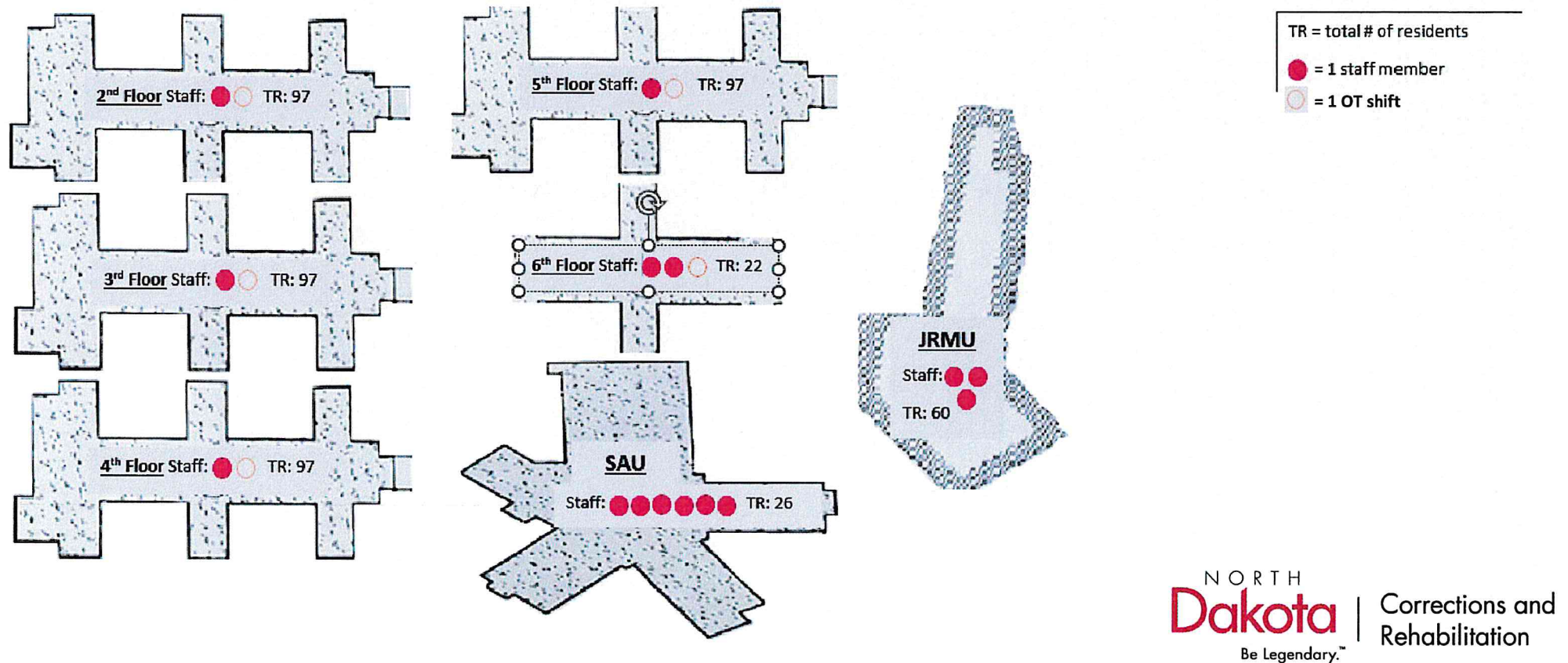


NORTH  
**Dakota**  
Be Legendary.™

Corrections and  
Rehabilitation



# JRCC Staffing – Current Staffing in Each Unit 2024



# Corrections and Rehabilitation

## PAY COMPARISONS

Current ND DOCR Correctional Officer starting hourly pay - \$23.79

Current ND Burleigh County Correctional Officer starting hourly pay - \$26.86 (\$27.61 after probation)

**Difference = -20.7%**

Current ND DOCR Parole and Probation Officer average monthly pay - \$5,585

Projected ND Market average Police Detective monthly pay - \$6,840

**Difference = -22.5%**

## CORRECTIONAL OFFICER COMPRESSION

### CO II

Average salary \$4,256.32

Average YOS 5.1

Range YOS .01 to 34

### Average Salary by YOS Group

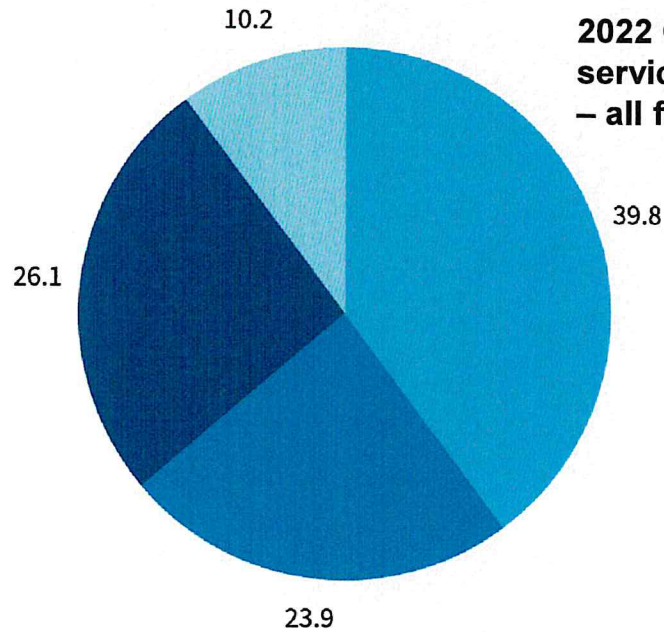
YOS Group	Avg \$	Diff to 0-1 Group
0-1	\$4,116.22	n/a
1-3	\$4,160.21	1.1%
3-5	\$4,183.62	1.6%
5-10	\$4,244.93	3.1%
10-20	\$4,524.82	9.9%
20+	\$5,147.13	25.0%



# Corrections and Rehabilitation

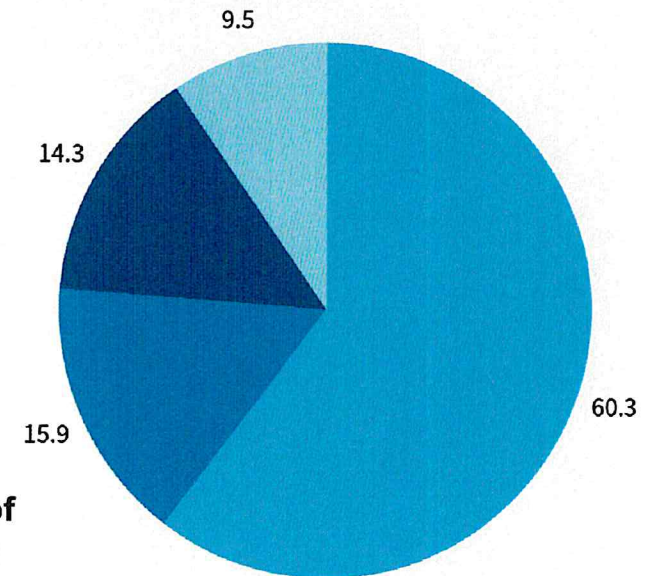
## WHEN ARE COs LEAVING DOCR EMPLOYMENT?

**2022 CO average length of service before separation – all facilities (in %)**



■ Less than 1 year   ■ 1-2 years  
■ 2-5 years   ■ More than 5 years

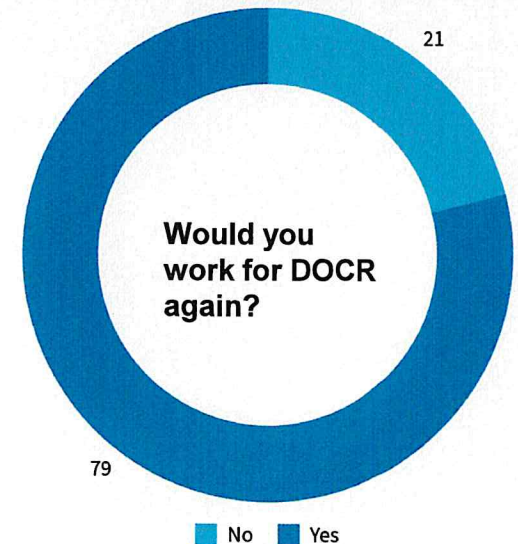
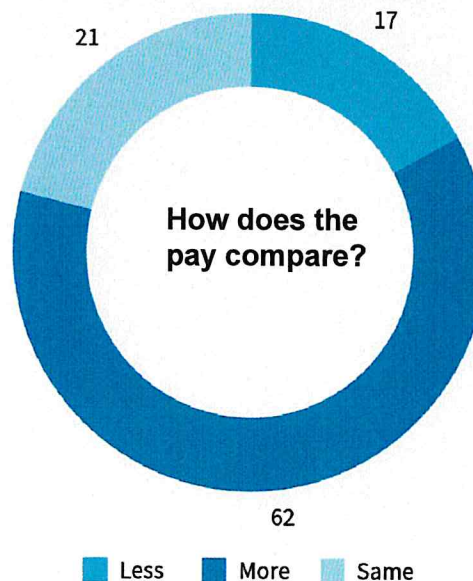
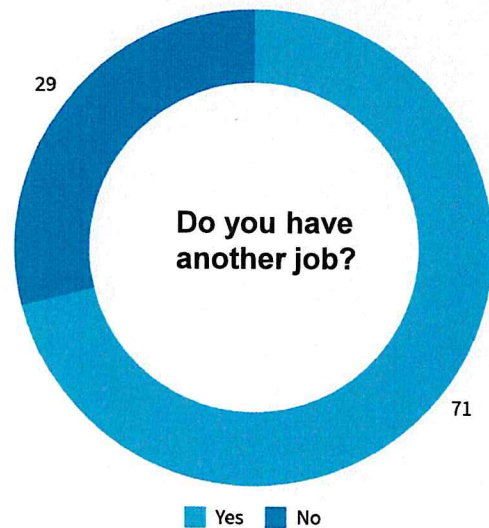
**2023 CO average length of service before separation – all facilities (in %)**



■ Less than 1 year   ■ 1-2 years  
■ 2-5 years   ■ More than 5 years

# Corrections and Rehabilitation

## EXIT SURVEY INFORMATION

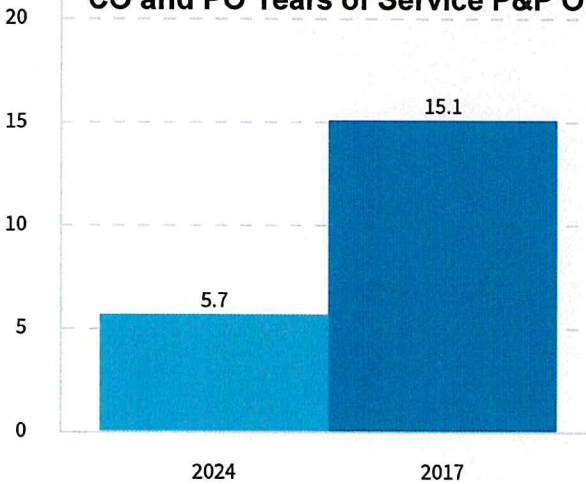




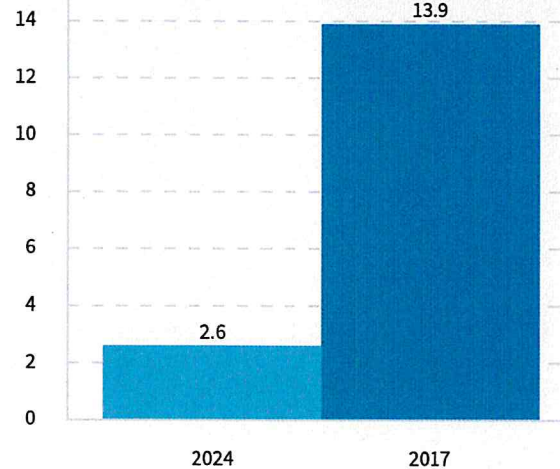
# Corrections and Rehabilitation

## WHAT IS THE IMPACT OF ALL THIS TURNOVER?

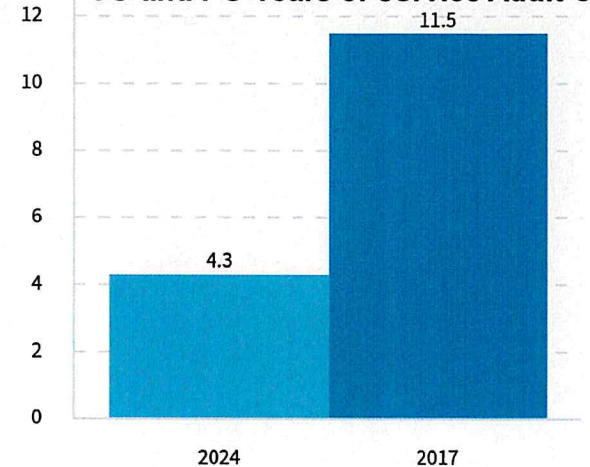
CO and PO Years of Service P&P Officer



CO and PO Years of Service Juvenile CO



CO and PO Years of Service Adult CO



### DOCR Correctional Officer Turnover

Correctional Officer (CO)	2024
All CO	42.1%
NDSP CO	34.7%
JRCC CO	23.1%
MRCC CO	68.6%

DOCR corrections professionals are significantly less experienced than compared to five years ago.

# Equity and Public Safety Retirement

---

- **HB 1274:** Moving DOCR correctional staff to the Public Safety retirement plan - \$85,423.16
- **SB 2015:** Targeted Market Equity - \$6,528,187



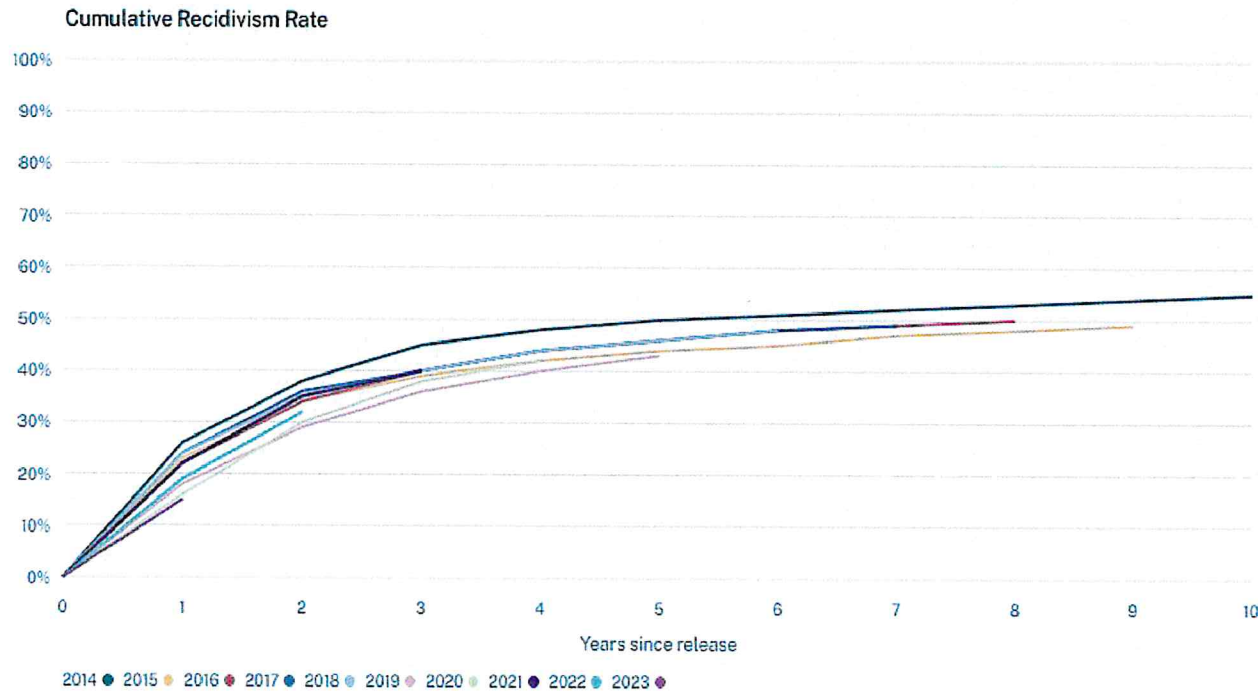
# Corrections and Rehabilitation

## Facility and Community Operations:

Provide coordinated, individualized, and data driven rehabilitative services that prevent reoffending. Formalize partnerships with community and Tribal stakeholders to improve public safety and prevent reoffending.

- *Formalize collaborations with state, local, and tribal entities (public and private sector) to reduce barriers to housing, employment, transportation, and health services to help justice-involved people become healthy and productive neighbors*
- *Increase and prioritize effective community-based services over institutional expansion*
- *Leverage facility-based resources for the community*
- *Ensure the community, victims, law enforcement, the judiciary, the legislature, and local governments are aligned to support a restorative justice model that repairs and reduces harm to victims, justice-involved persons, and the community.*
- *Collaborate with our Tribal Nations to build and grow relationships*

# Recidivism Rate



Years since release: 1	
2014	306 of 1,185 (26%)
2015	321 of 1,415 (23%)
2016	339 of 1,533 (22%)
2017	376 of 1,567 (24%)
2018	351 of 1,458 (24%)
2019	244 of 1,340 (18%)
2020	200 of 1,243 (16%)
2021	238 of 1,102 (22%)
2022	232 of 1,222 (19%)
2023	190 of 1,243 (15%)



# Community Partners (to name a few)

- Free Through Recovery – Peer Support Model
- Sober Living Homes – F5, Hope Manor, Blessed Builders,
- Employment – Job Service - JP3,
- Identifications - Department of Transportation
- Education - Bismarck State College, Valley City State University, Ashland University, Veritas Crane, CREA
- Health and Human Services – Expanding treatment services
- MTC and SWMCCC – Providing community and jail programming
- Ministry on the Margins, Trinity Lutheran Church, Jail Chaplains, ND Brain Injury Network,
- Southcentral Foundation – Akisni Warrior's Lodge
- Heartview Foundation
- Heart River Lutheran Church
- Evangel Church
- Prison Fellowship – Staff and residents
- Amend - Staff
- Shining Light
- Sexual offender Treatment and Assessment North Dakota (STAND)
- Treatment Courts
- Veteran's Affairs
- Salvation Army
- Morton-Mandan Public Library
- Peer Support (HHS)
- Native Inc.
- St. Alexius Health
- ND Rent Help
- Service Dogs for America

# Community Partners (to name a few)

- Amachi
- Buffalo Bridges Human Service Zone (SNAP)
- Seventh Day Adventist Church (Christians Behind Bars)
- Lighthouse Church
- BTC
- Centre, Inc.
- ND Council on the Arts
- Burleigh County Human Service Zone (Medicaid and other economic assistance programs)
- Homeless Helpers
- Spectra Care
- Prairie Public Broadcasting
- Arkos Health
- Blue Cross Blue Shield
- Northland Health Centre
- Better Together (FTR)
- All of Us in Recovery (FTR)
- Face it Together (FTR)
- Freedom Through Recovery
- Teen Challenge North Dakota
- Providence House
- My Father's Farm
- HHS Behavioral Health Division - 1915i
- Adult Learning Center/South Central Alternative High School
- Bank of ND
- Bismarck Burleigh Public Health
- Capital Credit Union
- Behavioral Health Division & FTR Administrator
- DHHS – BH Parent's Lead
- Great Plains Food Bank
- Healthy Families
- WIOA

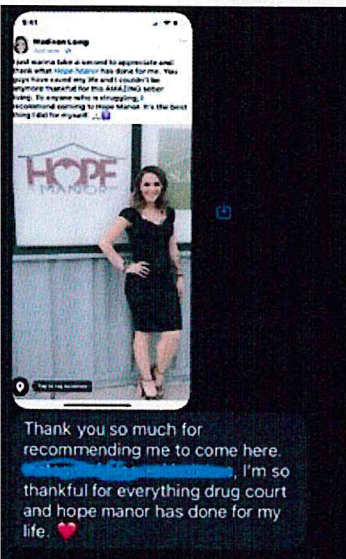


# Community Partners (to name a few)

---

- Supportive Outreach Services
- Maza LLC
- Medicaid
- ND DOT
- Prairie Recovery Center
- Security First Agency
- Seeds of Eden
- Vocational Rehab
- WCHSC
- Light House Recovery Services

# Here is also why we do this work....



- We helped you get sober.
- We helped you get your kids back.
- We helped you have a drug-free baby.
- We helped you get your welding certificate.
- We saved your life.





# Re-Entry

- In 2023, the 68th Legislative Assembly passed House Concurrent Resolution (HCR) 3026, which authorized an interim study to assess the landscape of reentry services in the state and identify research-based strategies to improve reentry outcomes. Technical assistance provided by the Bureau of Justice Assistance and the Crime and Justice Institute.
- Key Findings:
  - North Dakota's prison population is growing at an alarming rate, against national trends. As the number of incarcerated adults in the U.S. declined by approximately 25 percent between 2011 and 2021, North Dakota's prison population increased by over 18 percent
  - Admissions are largely comprised of community supervision violations (48 percent in 2023) and alcohol and drug offenses (36 percent in 2023).
  - Significantly, Black and Native American individuals are entering DOCR and beginning community supervision at higher rates, as well as have higher percentages of supervision revocations.
  - Unmet behavioral health needs drive most community supervision revocations as well as admissions to prison.
  - It was estimated that if changes across the systems do not occur, by 2035, the projected prison growth will cost the DOCR \$27.2 million.

# Re-Entry

- The North Dakota Justice Reinvestment Initiative Reentry Study Work Group focused on the front-end of the system and the back end of the system. As a result, these five overarching goals were created:
  - Expand Pathways to Alternatives to Incarceration;
  - Decrease the Number of Individuals Entering Prison Due to a Drug or Alcohol Offense, or Revocation from Supervision;
  - Reduce Racial Disparities in the Criminal Justice System;
  - Further Support Successful Transition Back into the Community; and
  - Increase Cross-agency Collaboration Between System Partners.
- These 5 goals are encompassed in three bills that will be introduced in this session: 1425, 1417, and 1549
  - HB 1425 targets the "front-end" of reentry, including strengthening the continuum of deflection, diversion, and pretrial services to expand pathways to alternatives to incarceration
    - \$1,000,000 (FTE & contracting with 3rd party)
    - \$55,000 (consulting svc for the study)
  - HB 1417 focuses on supervision violations and indigent defense (public defenders)
    - \$1,500,000 loss of special fund revenue (SB 2015)
  - HB 1549 focuses on "back-end" of reentry, including stronger collaborations that support successful transitions back into the community.
    - Fund a temporary coordinator; however, no fiscal note.



# Corrections and Rehabilitation

**Information Technology: (SIIF Funding 2023-25)**  
Implement integrated, user-friendly, and efficient IT solutions.

## **Enhanced Safety**

- Installed MRCC body scanner and facility cameras.
- Upgraded fiber lines at JRCC and MRCC.
- Installed THU (intercom solution) at MRCC.

## **IT Infrastructure Upgrades**

- Completed a large server migration project.
- Assessed NDSP vulnerabilities and recommended security upgrades.

## **Data-Driven Modernization**

- Developed Power BI tools.
- Mapped business processes for client management system analysis.

## **Innovation & Collaboration**

- Completed an assessment of our community and facility client management systems, goal is to migrate to a unified system for seamless client services.
- Supported an education university system pilot.
- Integrated telehealth, state lab interface, KPI dashboards and Bells AI to our EMR management system.



# Corrections and Rehabilitation - IT 25 - 27

## **Client & Data Management Modernization**

- New CMS Phase 1 - \$5,663,200
- IT Data Management & Enhancements - \$2,641,100
- IT Data Processing (NDIT M & O Costs)- \$2,834,884

## **Safety & Security Initiatives:**

- IT Public Safety - \$2,700,481 (\$1,845,481 + \$855,000)
- Body Cameras/Tasers - \$1,147,956
- Millimeter Wave Body Scanner - \$324,000

## **Electronic Health Record Enhancements:**

- Medical Software Project - \$273,850
- IT Medical Modules - \$433,000

**Resident Education:** IT College Solution \$627,500



# Corrections and Rehabilitation

## Crime Victims:

- Federal Victim of Crime Act Funding

\*\*Federal Awards and Subawards:\*\*

Federal Award to DOCR	DOCR Awarded to Sub recipients.
FY15- 4.9 million	Not reported
FY16- 5.6 million	Not reported
FY17- 4.7 million	Not reported
FY18- 8.1 million	Not reported
FY19- 5.6 million	FY-20 we awarded \$6.1 million.
FY20- 4.2 million	FY-21 we awarded \$5.8 million.
FY21- 2.8 million	FY-22 we awarded \$5.6 million.
FY22-3.7 million	FY-23 we awarded \$5.3 million.
FY23- 3.5 million	FY-24 we awarded \$5.4 million.
FY24- 2.4 million	FY-25 we awarded \$3.5 million.

# Corrections and Rehabilitation

## Crime Victims:

- The majority of subgrantees were nonprofit organizations, with a decline for tribal agencies, indicating a need for renewed outreach in this area.

### \*\*Victimization Types Served:\*\*

The programs focused on various types of victimization, with a significant emphasis on:

### \*\*Service Outcomes:\*\*

Victimization	2023	2024	Total	% of Funding
Domestic and Family Violence	\$ 2,087,566.00	\$ 1,595,853.00	\$ 3,683,419.00	42.39%
Child Abuse	\$ 909,605.00	\$ 320,957.00	\$ 1,230,562.00	14.16%
Sexual Assault	\$ 582,981.00	\$ 381,469.00	\$ 964,450.00	11.10%
Underserved	\$ 688,585.00	\$ 1,079,743.00	\$ 1,768,328.00	20.35%

In the reporting period , a total of \*\*35,531 individuals\*\* received services, with a notable percentage (53.79%) being new clients.

Key services included:

Service Area	# of Subgrantees That Provided Services in This Category	# of Individuals/Contacts Receiving Services
Information & Referral	43	23547
Personal Advocacy/ Accompaniment	37	12722
Emotional Support or Safety Services	35	22802
Shelter/ Housing Services	23	2275
Criminal/ Civil Justice System Assistance	40	16628



# Corrections and Rehabilitation

## Crime Victims: List of current subrecipients

Subgrantee Name	
Abuse Resource Network #07 - Lisbon	
Abused Adult Resource Center #02 - Bismarck	North Dakota Highway Patrol #54 - Bismarck
Abused Persons Outreach Center, Inc. #03 - Valley City	Northern Plains Children's Advocacy Center #37 - Minot
Barnes Cty States Attorney's Office #34 - Valley City	Pembina County Victim Witness Assistance #30 - Cavalier
Bottineau Coalition d/b/a Family Crisis Ctr DV #17 - Bottineau	Rape & Abuse Crisis Center of Fargo-Moorhead #10 - Fargo
Burleigh County Victim Witness Assistance #25 - Bismarck	Red River Children's Advocacy Center #36 - Fargo
CVIC - LOH #01 - Grand Forks	Safe Alternatives for Abused Families #12 - Devils Lake
Cass County Victim Assistance Program #26 - Fargo	Safe Shelter - Jamestown
Central Dakota Forensic Nurse Examiners #59 - Bismarck	Sanford Medical Center Fargo #57 - Fargo
Dakota Children's Advocacy Center #45 - BISMARCK	Stark County Victim/Witness Program #27 - Dickinson
Domestic Violence & Abuse Center #05 - Grafton	Stutsman Cty Victim Witness Program #22 - Jamestown
Domestic Violence Crisis Center DV #13 - Minot	The Difference - A Holistic Approach #53 - Minot
Domestic Violence and Rape Crisis Center #04 - Dickinson	Three Rivers Crisis Center #19 - Wahpeton
Family Crisis Shelter #06 - Williston	Towner County Victim Assistance Program #55 - Cando
Kedish House #08 - Ellendale	Walsh Cty Victim Assistance Program #23 - Grafton
Legal Services of North Dakota #51 - Bismarck	Williams Cty Victim Assistance Program #24 - Williston
McHenry Cty Victim Assistance Program #28 - Towner	Women's Action and Resource Center #09 - Beulah
McLean Family Resource Center #20 - Washburn	YWCA Cass Clay #52 - Fargo
ND Domestic & Sexual Violence Coalition #48 (CAWS) - Bismarck	Youthworks #49 - Bismarck

# Corrections and Rehabilitation

---

## Rough Rider Industries (RRI)

- Self funded - Special funds
- \$8,108,681 - Supply increase
- \$2,613,500 - Equipment needs
- \$3,000,000 - Paint line not completed
- \$1,182,232 - Fiscal impact with SB 2128, civilian labor will replace resident warehouse & installing crew.



# Corrections and Rehabilitation

## Plant Services:

Manages over 1.1 million square feet of buildings across the state.  
Buildings date back to 1920's being used for housing and daily operations.



*JRCC Maintenance Building –  
\$1,809,686.00*



*Old NDSP Lift Station*



*NDSP Lift Station – \$5,007,879.00*

# Corrections and Rehabilitation

## Plant Services:

Manages over 1.1 million square feet of buildings across the state.  
Buildings date back to 1920's being used for housing and daily operations.




NDSP Cooling Tower (Listed on XO Repair List as NDSP HVAC Repairs & Upgrade)



NDSP Chiller Overhaul



JRCC SAU Unit Electrical Service Switchgear



NDSP Fire Alarm System Upgrades



# Corrections and Rehabilitation

## Plant Services:

Manages over 1.1 million square feet of buildings across the state.  
Buildings date back to 1920's being used for housing and daily operations.



MRCC Main Building Heat  
Pump Replacement



NDSP Fuel Tank  
Replacement



Plumbing Replacements (NDSP Admin  
& West Units)



Plumbing Replacements (NDSP Admin  
& West Units)

# Corrections and Rehabilitation

## Plant Services:

Manages over 1.1 million square feet of buildings across the state.  
Buildings date back to 1920's being used for housing and daily operations.



Plumbing Replacements (NDSP  
Admin & West Units)



HRCC/YCC Deaerator Replacement



# Corrections and Rehabilitation

- Facility Study at JRCC
  - This will guide us in determining the most feasible and economical solutions for the continuation of the JRCC on the JRCC/NDSH campus when the new State Hospital is constructed. We will need the space, but we also need safe and staff efficient buildings that will support our workforce.
  - \$750,000
- Demolition of JRCC Maintenance Building
  - \$570,000
- Heating Plant YCC
  - \$6,556,609
- Note that passing SB2128 will require the DOCR to hire additional FTEs because our inmates will not be able to do the work.

# Corrections and Rehabilitation

---

Equipment: \$2,079,700

- Federal \$989,891
  - Body cameras \$739,028 (SIIF \$408,928)
  - Ballistic vests \$250,863 (SIIF \$250,863)
- SIIF \$1,089,809
  - Body Scanner \$324,000
  - Medical equipment (EKG, Vital, IVE pump, carts, etc.) \$39,375
  - Dental equipment \$77,000 (panoramic x-ray and dental delivery units)
  - Kitchen equipment \$90,926 (ovens, mixers, pots/pans, burger press)
  - Laundry building compressor \$14,500



# Corrections and Rehabilitation

---

## Additional Beds

- 88 Bed Man Camp – \$8 million total (SIIF)
  - Two 44 bed temporary housing units (man-camp units), and three separate programming buildings.
  - 7 FTE requested
- 90 Beds – County Jail rental – \$16.1 million total (SIIF \$6,478,100)
  - 31.5 FTE requested
- 600 Beds – Minimum Security prison (MRCC) \$23 million SIIF

# Corrections and Rehabilitation

---

## Capital Projects:

- Women's Facility – \$35.635 million total (SIIF)
  - \$30 million remaining to request plus \$5.635 million
  - Women's 304 bed facility which will support all custody levels from minimum to maximum security levels. The facility design will provide flexibility to separate the population into groups which will increase psychological safety and reduce aggression and psychological abuse between residents.
  - 26 FTE requested





# HEART RIVER WOMEN'S TRANSFORMATIONAL CENTER

NORTH  
**Dakota** | Corrections and  
Be Legendary.™ Rehabilitation

 **DLRGROUP**

*jb*marie

**JLG**  
architects



# PROJECT SUMMARY

## OVERVIEW

### TOTAL BUILDING AREA

**200,100 SF**

Main Building	183,910 SF
Apartment Building	9,550 SF
Industry Building	6,640 SF

### RESIDENT BED COUNT

**304**

General Population	256
Special Assistance Unit (SAU)	16
Apartments	32

### MEDICAL BED COUNT

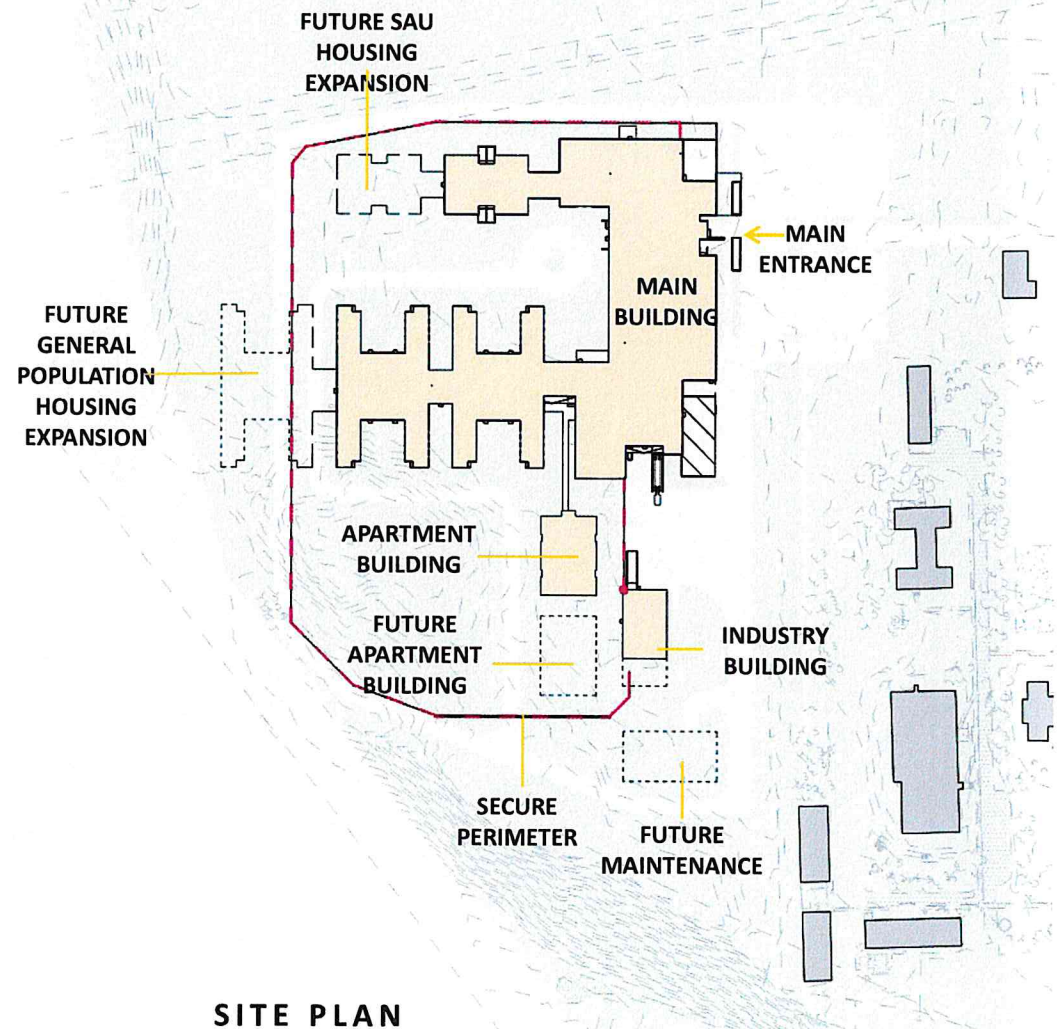
**10**

Infirmery	6
Medical Isolation	2
Medical Observation	2

### FUTURE EXPANSION BEDS

**112**

General Population	64
Special Assistance Unit (SAU)	16
Apartment	32



**SITE PLAN**



# PROJECT SUMMARY

ADDITIONAL SCOPE	COST*	VALUE
<b>MECHANICAL PENTHOUSES</b> Provides secure enclosures for mechanical equipment previously exposed to the elements.	\$1,700,000	SYSTEM LONGEVITY & EFFICIENT MAINTENANCE
<b>INTERIOR COOLERS/FREEZERS</b> Provides interior space for coolers and freezers that were previously exterior to the building.	\$915,000	INCREASED ENERGY EFFICIENCY, SECURITY & LIFESPAN
<b>EXPANDED INDUSTRY BUILDING (RRI)</b> Additional 3,000 SF. Total size of the new RRI building will be 9,000 SF.	\$750,000	FLEXIBLE SPACE TO SUPPORT GROWTH AND FUTURE OPPORTUNITIES
<b>OVERNIGHT VISITATION FOR MOTHERS &amp; CHILDREN</b> Adds four bedrooms with shared living space, accessed from the main visitation area.	\$1,400,000	SECURED OPPORTUNITY FOR RESIDENTS & THEIR CHILDREN TO FOSTER HEALTHY RELATIONSHIPS
<b>OUTDOOR PROGRAM</b> Greenhouses, walking trails, volleyball courts, horseshoe pits, additional landscaping and outdoor seating.	\$870,000	EXPANDS RESIDENT PROGRAM OPPORTUNITIES AND INCREASES OPPORTUNITIES FOR INTERIOR PROGRAM SPACES, WITH MORE OFFERINGS
<b>TOTAL ADDED COST</b>	<b>\$5,635,000</b>	

*\*Costs listed are based on schematic design estimates and include contingencies and all other soft costs.*

# PROJECT SUMMARY

## COST & SCHEDULE

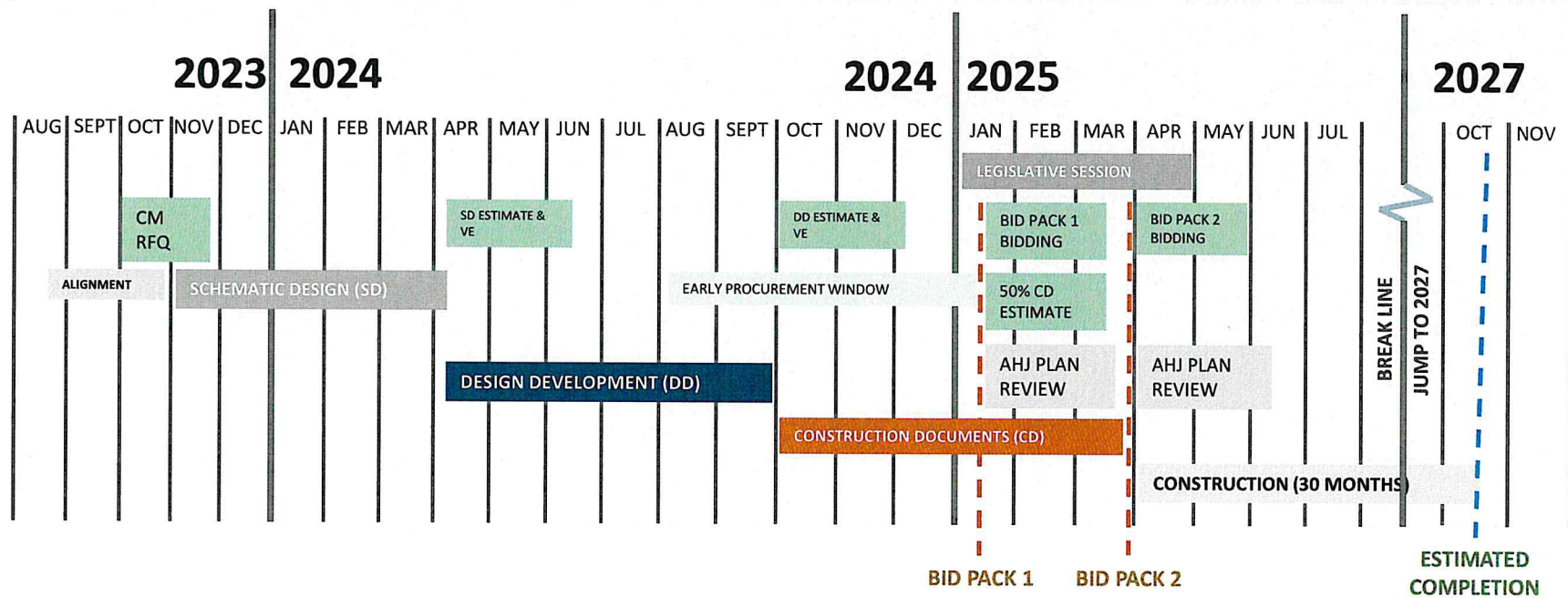
PROJECT COST

\$166.8M

ESTIMATED COMPLETION

OCT 2027

### PROJECT TIMELINE

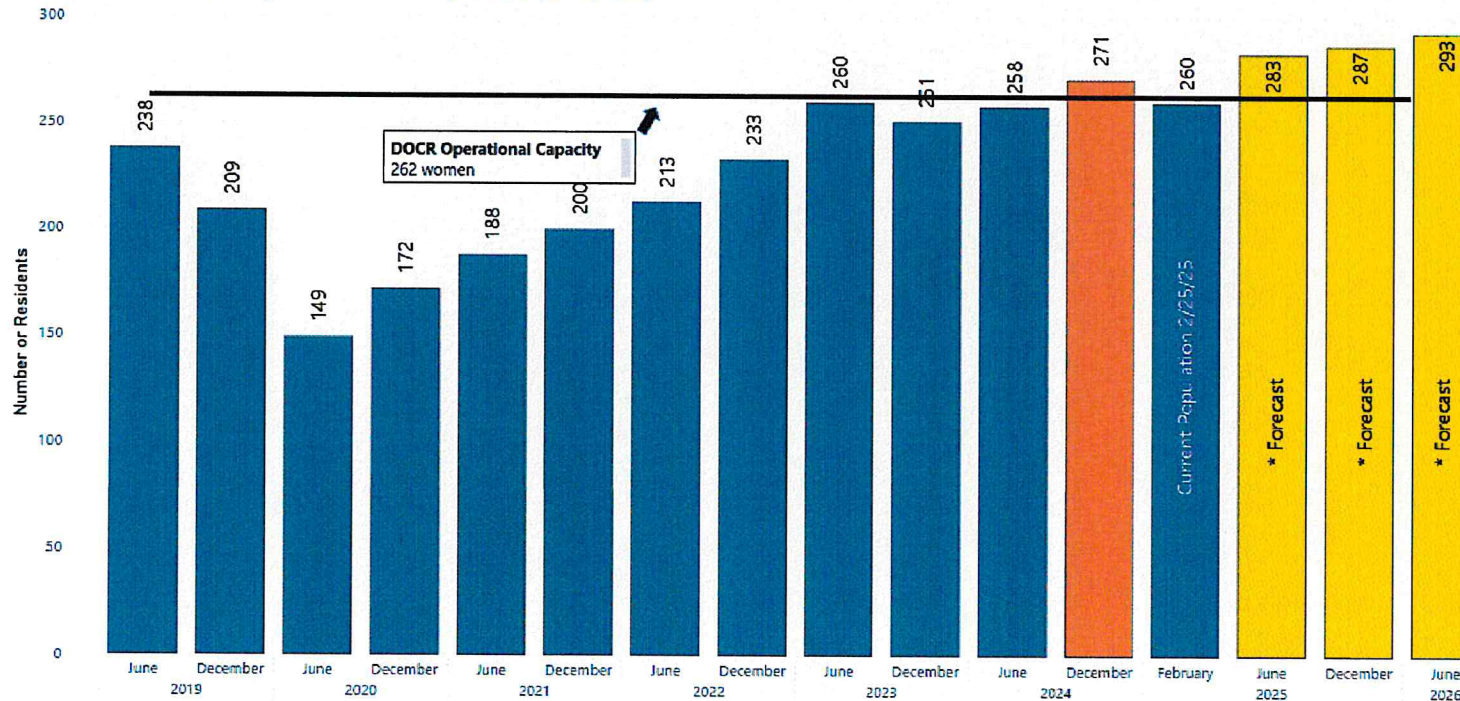




# DOCR Women's Population

## Count of Female Residents and Physical Constraints

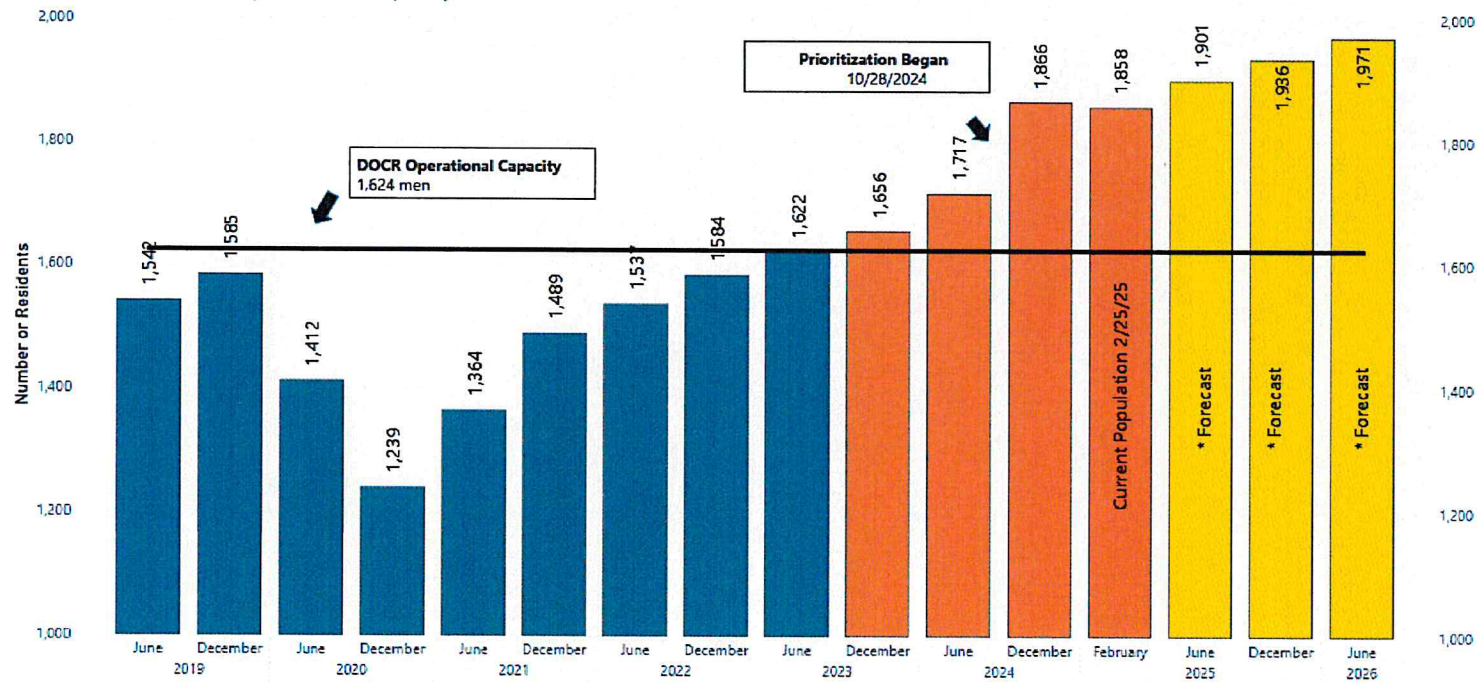
Month End Count, Budgeted Count & Operational Capacity



# DOCR Men's Population

## Count of Male Residents and Physical Constraints

Month End Count & Operational Capacity





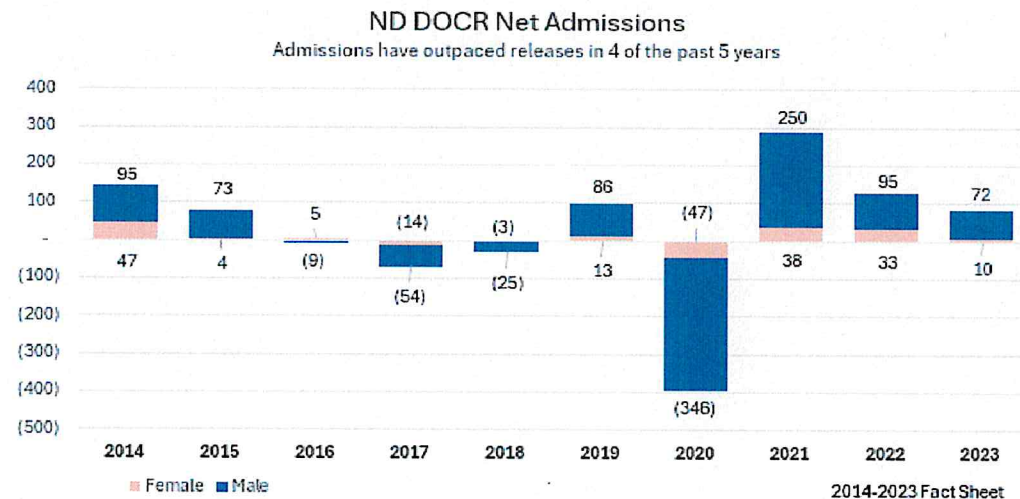
# Prioritization Plan

Level	Priority	Offense Level	Violent or Nonviolent
Level 1	Priority 1	Felony AA	Violent
Level 2	Priority 1	Felony A	Violent
Level 3	Priority 1	Felony B	Violent
Level 4	Priority 2	Felony AA	Nonviolent
Level 5	Priority 2	Felony A	Nonviolent
Level 6	Priority 2	Felony C	Violent
Level 7	Priority 3	Felony B	Nonviolent
Level 8	Priority 3	Misdemeanor A	Violent
Level 9	Priority 3	Felony C	Nonviolent
Level 10	Priority 3	Misdemeanor A	Nonviolent

- N.D.C.C 54-23.3-11
  - Prioritization of admission of inmates.
- N.D.C.C 12-44.1-07.1
  - Requires every county correction facility and regional correctional center to develop an inmate population plan.
- Cass County – Community Program
- Ward County – Medication Assisted Treatment
- Lake Region – Substance Abuse Treatment
- SWMCCC – Pretrial Services

# Prison Population Admissions

Admissions have outpaced releases four of the past five years except for 2020 when we were responding to COVID. This was not the case in the previous five years where releases outpaced admissions.





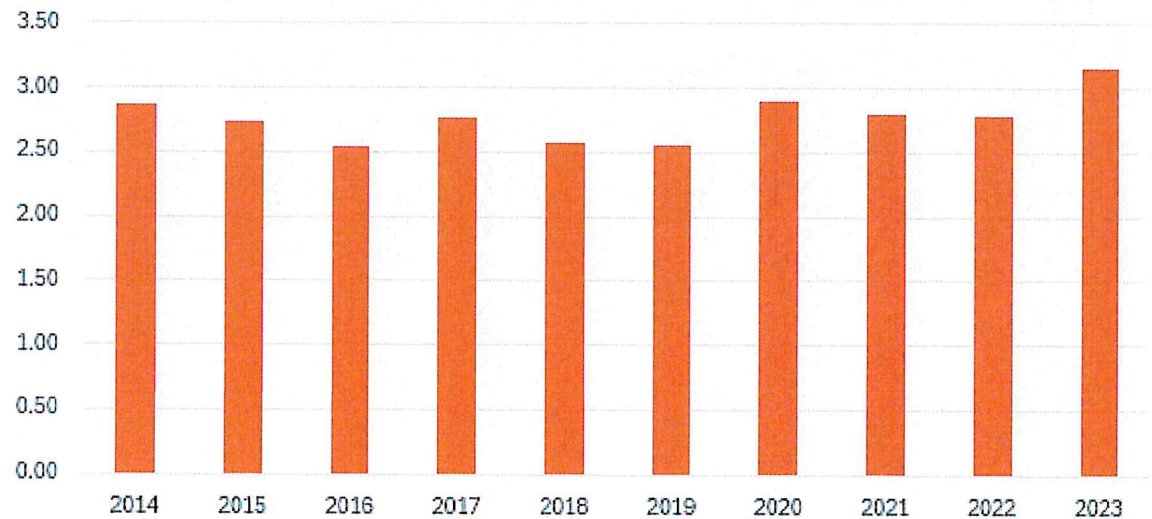
# Prison Population Average Length of Stay

The average length of stay for controlling sentences has increased to over three years for the first time in a decade.

Average Court Imposed Sentence Length  
Fiscal Year Admissions

Average length is over 3 years for first time in a decade.

*\*Excludes life sentences*

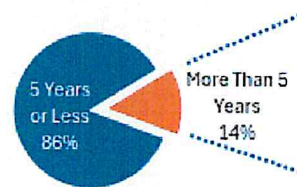


# Prison Population 5 Years or More

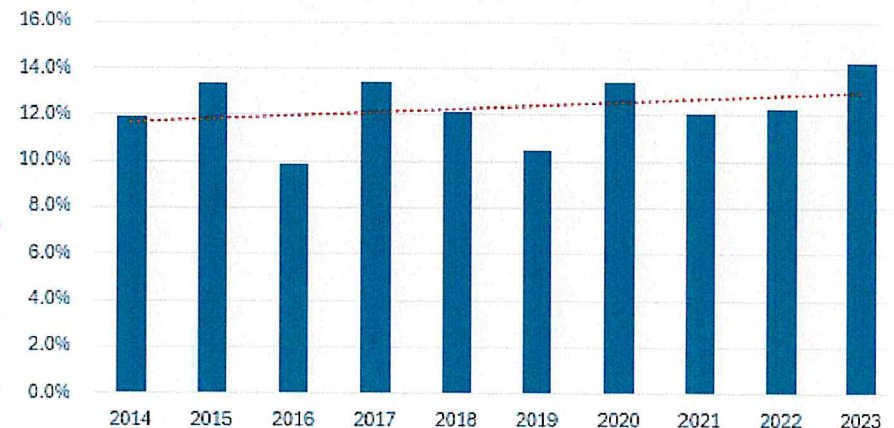
While over 85% of new admissions over the past decade have court-imposed sentences of 5 years or less, that percentage is declining. New Admissions with court-imposed sentences of 5 years or more has increased 20%, from nearly 12% to 14.2% over the decade.

Most new admissions have sentences less than 5 years, but the percentage with 5 years or more has increased by 20% over the last decade from 11.9% to 14.2%.

Court Imposed Sentences  
New Admissions



ND DOCR Percentage of New Admissions  
with Court Ordered Sentences of 5 Years or More





# Prison Population Truth-in-Sentencing

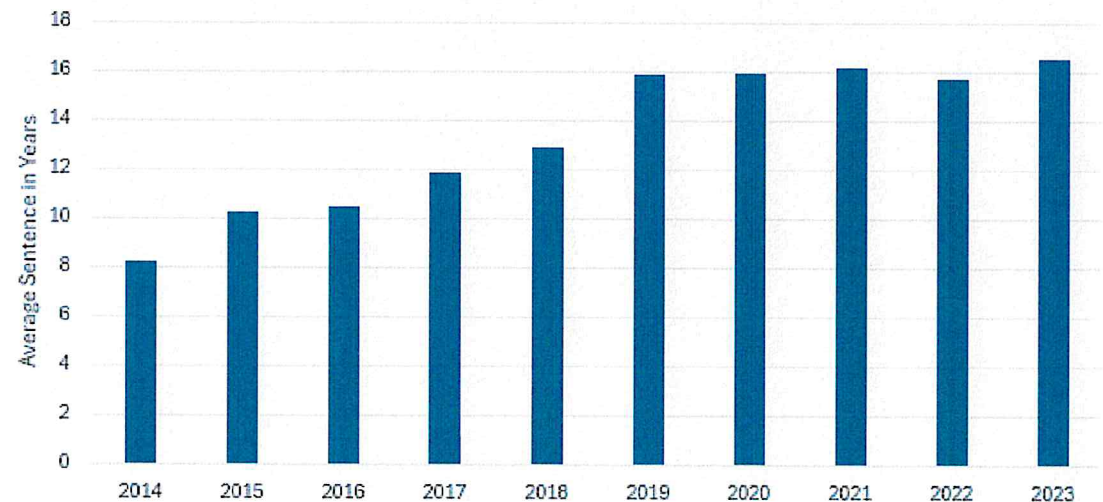
The average sentence length for Truth-In-Sentencing (TIS) has doubled from 8 years in 2014 to 16.56 years in 2023. The number of inmates having 85% TIS is about the same hovering around 300 which is 6% lower than the high of 318 in 2014.

85% Truth-in-Sentencing Residents as of 12/31

Average Sentence Length

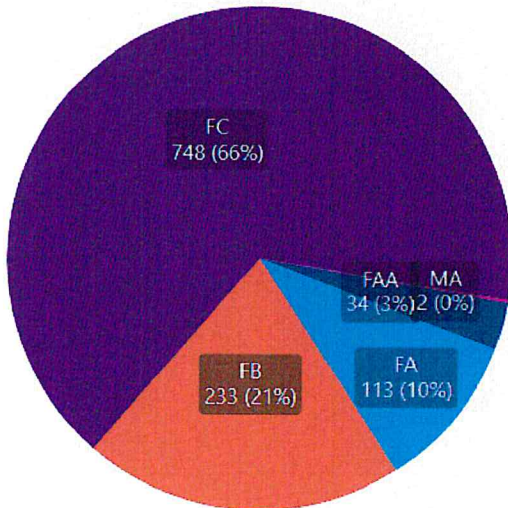
The average sentence length has doubled in the last decade.

\*excludes life sentences

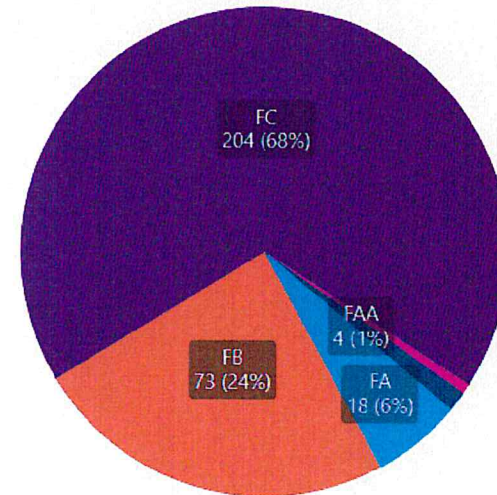


# Admissions by Offense Class

ND DOCR 2023 Male Admissions by Offense Class



ND DOCR 2023 Female Admissions by Offense Class



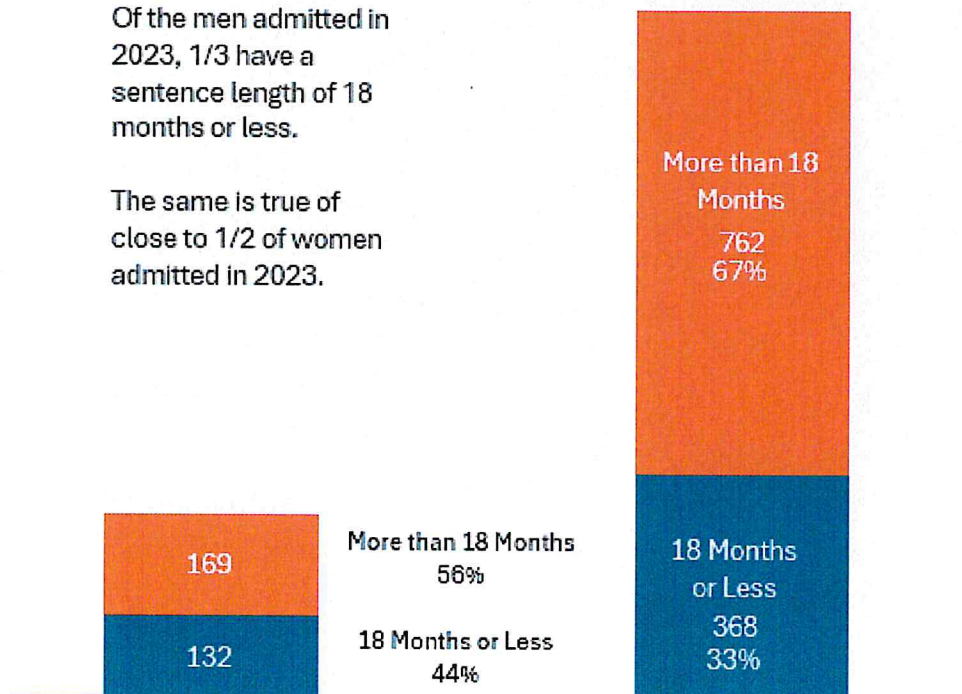


# Controlling Sentence Length

## ND DOCR 2023 Admissions Controlling Sentence Length

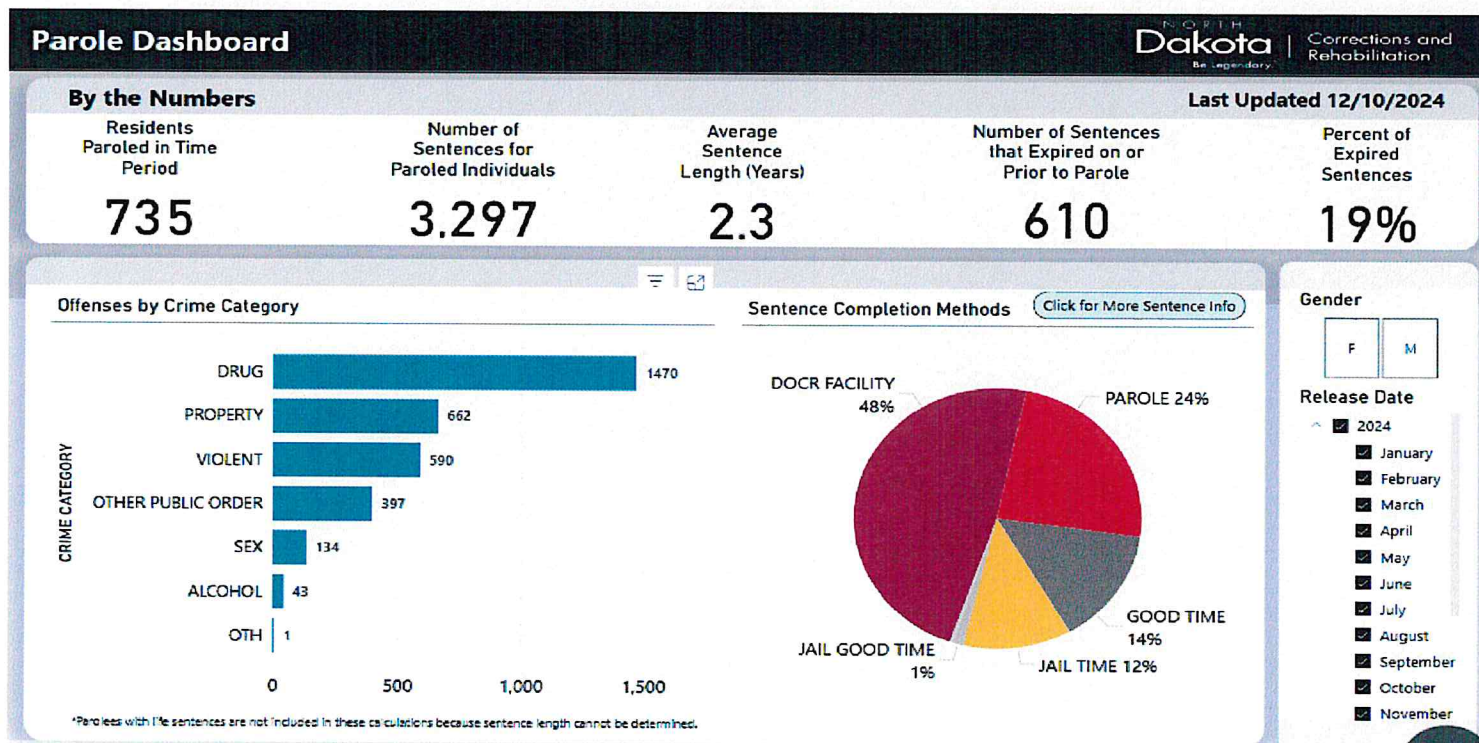
Of the men admitted in 2023, 1/3 have a sentence length of 18 months or less.

The same is true of close to 1/2 of women admitted in 2023.



# Parole Board Dashboard

[Parole Release Dashboard](#) | North Dakota Department of Corrections and Rehabilitation





**Corrections and Rehabilitation**  
**Actual Average Population by Facility / Program - Women**  
**2023 - 2025**

Month	DWCRC 11	DADC 12	HRCC	Transition	CPP 16	Holds 13	Interstate Compact 14	WTRU 17	Total DOCR Population	Deferred Admission 15	(a) Total Population	(b) 23-25 Est. Population	(a) - (b)
Jul 2023 ADP	130	4	49	39	-	4	-	-	225	28	254	223	31
Aug 2023 ADP	123	5	52	36	-	8	-	-	225	21	246	223	23
Sep 2023 ADP	125	7	54	36	-	9	-	1	232	21	254	224	30
Oct 2023 ADP	123	5	48	35	-	13	-	13	237	19	256	224	32
Nov 2023 ADP	121	5	47	41	-	12	-	19	244	16	260	225	35
Dec 2023 ADP	121	10	55	34	-	10	-	19	248	7	256	226	30
Jan 2024 ADP	122	11	51	32	-	6	-	19	241	18	259	226	33
Feb 2024 ADP	124	11	50	37	-	9	-	20	251	4	256	227	29
Mar 2024 ADP	123	12	53	38	-	11	-	19	257	-	257	227	30
Apr 2024 ADP	126	13	52	31	-	17	-	20	259	-	259	228	31
May 2024 ADP	125	12	50	34	-	22	-	20	263	-	263	228	35
Jun 2024 ADP	124	11	51	37	-	21	-	19	263	-	263	229	34
Jul 2024 ADP	118	10	53	43	-	17	-	20	261	-	261	229	32
Aug 2024 ADP	120	10	50	42	-	15	-	20	258	-	258	230	28
Sep 2024 ADP	119	12	48	50	-	17	-	19	265	-	265	230	35
Oct 2024 ADP	119	10	52	46	-	16	-	20	263	-	263	231	32
Nov 2024 ADP	125	10	53	48	-	15	-	20	272	0	272	232	40
Dec 2024 ADP	116	8	50	56	-	20	-	20	271	-	271	232	39
Jan 2025 ADP	111	8	53	56	-	20	-	20	268	-	268	233	35
Feb 2025 ADP	-	-	-	-	-	-	-	-	-	-	-	233	
Mar 2025 ADP	-	-	-	-	-	-	-	-	-	-	-	234	
Apr 2025 ADP	-	-	-	-	-	-	-	-	-	-	-	234	
May 2025 ADP	-	-	-	-	-	-	-	-	-	-	-	235	
Jun 2025 ADP	-	-	-	-	-	-	-	-	-	-	-	235	
<b>23-25 Bien Ave.</b>	<b>122</b>	<b>9</b>	<b>51</b>	<b>41</b>	<b>-</b>	<b>14</b>	<b>-</b>	<b>16</b>	<b>253</b>	<b>7</b>	<b>260</b>	<b>228</b>	<b>32</b>

11 - Dakota Womens Correctional Rehabilitation Center

12 - People at Dickinson Adult Detention Center

13 - People housed in county / regional jail facilities

14 - People housed out-of-state with either Bureau of Prison or other States

15 - People in county jail awaiting DOCR admission

16 - Community Placement Program

17 - Women's Treatment & Recovery Unit at Bismarck Transition Center

**Corrections and Rehabilitation**  
**Actual Average Population by Facility / Program - Men**  
**2023 - 2025**

Month	NDSP <sup>11</sup>	JRCC <sup>12</sup>	MRCC <sup>13</sup>	Interstate Compact <sup>14</sup>	Transition	County <sup>16</sup>				Total DOCR Population	Deferred Admission <sup>17</sup>	(a)	(b)	(a) - (b)
						Holds	Work Release	Rugby	McKenzie			Total Population	23-25 Est Population	
Jul 2023 ADP	798	476	188	17	99	12	22	-	13	1,625	-	1,625	1,531	94
Aug 2023 ADP	793	478	188	17	105	14	20	-	30	1,645	-	1,645	1,532	113
Sep 2023 ADP	793	473	188	17	101	17	16	-	37	1,641	-	1,641	1,534	107
Oct 2023 ADP	791	473	188	18	110	13	14	-	37	1,645	-	1,645	1,535	110
Nov 2023 ADP	813	476	189	18	103	15	12	-	35	1,659	-	1,659	1,537	122
Dec 2023 ADP	814	475	189	19	95	25	13	-	34	1,663	-	1,663	1,538	125
Jan 2024 ADP	801	472	188	19	100	28	18	-	35	1,661	-	1,661	1,540	121
Feb 2024 ADP	810	473	188	19	95	28	18	-	38	1,669	-	1,669	1,541	128
Mar 2024 ADP	814	474	188	19	91	26	17	-	39	1,669	-	1,669	1,543	126
Apr 2024 ADP	825	474	188	19	98	34	18	-	43	1,699	-	1,699	1,544	155
May 2024 ADP	827	477	190	19	103	37	17	-	49	1,719	-	1,719	1,545	174
Jun 2024 ADP	811	480	193	19	110	33	15	5	52	1,718	-	1,718	1,547	171
Jul 2024 ADP	803	480	194	19	115	29	20	21	53	1,734	-	1,734	1,549	185
Aug 2024 ADP	814	481	193	20	121	29	20	20	53	1,753	-	1,753	1,551	202
Sep 2024 ADP	821	483	193	20	128	34	20	20	55	1,774	-	1,774	1,554	220
Oct 2024 ADP	814	482	193	21	134	37	22	23	56	1,781	4	1,785	1,556	229
Nov 2024 ADP	801	480	193	22	135	50	22	24	62	1,789	58	1,848	1,559	289
Dec 2024 ADP	817	481	193	22	139	51	22	30	62	1,817	51	1,868	1,561	307
Jan 2025 ADP	820	478	193	22	146	50	21	32	63	1,824	47	1,871	1,564	307
Feb 2025 ADP													1,566	-
Mar 2025 ADP													1,568	-
Apr 2025 ADP													1,571	-
May 2025 ADP													1,573	-
Jun 2025 ADP													1,576	-
<b>23-25 Bien Ave.</b>	<b>809</b>	<b>477</b>	<b>190</b>	<b>19</b>	<b>112</b>	<b>30</b>	<b>18</b>	<b>9</b>	<b>45</b>	<b>1,710</b>	<b>8</b>	<b>1,718</b>	<b>1,551</b>	<b>168</b>

<sup>11</sup> - North Dakota State Penitentiary (count includes inmates on temporary leave status and juveniles sentenced as adults being held at YCC)

<sup>12</sup> - James River Correctional Center (count includes people on temporary leave status)

<sup>13</sup> - Missouri River Correctional Center

<sup>14</sup> - People housed out-of-state with either Bureau of Prison or other States

<sup>16</sup> - People housed in county / regional jail facilities (includes Parole Violators, Work Release, McKenzie County and Rugby Heart of America)

<sup>17</sup> - People in county jail awaiting DOCR admission



**North Dakota Department of Corrections and Rehabilitation  
2025 - 2027 Estimated Population - Women**

Date	Legislative Estimated Average Inmate Population	Current Estimated Average Population	7/ Deferred Admission Status	Estimated DOCR Population	--- Traditional Beds ---					--- Nontraditional Beds ---			Total
					Interstate Compact	1/ Treatment & Recovery Unit	2/ DWCR	3/ DADC	4/ HRCC	5/ Transition	6/ County Holds	CPP	
July-25	284	284	14	270	-	20	126	16	54	50	4	-	284
August-25	284	284	13	271	-	20	127	16	54	50	4	-	284
September-25	285	285	15	270	-	20	126	16	54	50	4	-	285
October-25	286	286	19	267	-	20	123	16	54	50	4	-	286
November-25	286	286	17	269	-	20	125	16	54	50	4	-	286
December-25	287	287	16	271	-	20	127	16	54	50	4	-	287
January-26	288	288	18	270	-	20	126	16	54	50	4	-	288
February-26	289	289	15	274	-	20	130	16	54	50	4	-	289
March-26	290	290	19	271	-	20	127	16	54	50	4	-	290
April-26	291	291	21	270	-	20	126	16	54	50	4	-	291
May-26	292	292	23	292	-	20	125	16	54	50	4	-	292
June-26	293	293	25	293	-	20	124	16	54	50	4	-	293
July-26	294	294	24	294	-	20	126	16	54	50	4	-	294
August-26	294	294	24	294	-	20	126	16	54	50	4	-	294
September-26	295	295	26	295	-	20	125	16	54	50	4	-	295
October-26	296	296	25	296	-	20	127	16	54	50	4	-	296
November-26	296	296	29	296	-	20	123	16	54	50	4	-	296
December-26	297	297	28	297	-	20	125	16	54	50	4	-	297
January-27	298	298	29	298	-	20	125	16	54	50	4	-	298
February-27	299	299	28	299	-	20	127	16	54	50	4	-	299
March-27	300	300	31	300	-	20	125	16	54	50	4	-	300
April-27	300	300	28	300	-	20	128	16	54	50	4	-	300
May-27	301	301	30	301	-	20	127	16	54	50	4	-	301
June-27	302	302	32	302	-	20	126	16	54	50	4	-	302

- 11 - Women's Treatment & Recovery Unit at Bismarck Transition Center
- 12 - Dakota Womens Correctional Rehabilitation Center
- 13 - People at Dickinson Adult Detention Center - DWCR overflow
- 14 - People at Heart River Correctional Center (Maple & Hickory)
- 15 - People housed in transitional facilities
- 16 - People housed in county / regional jail facilities
- 17 - People in county jail awaiting DOCR admission

**North Dakota Department of Corrections and Rehabilitation  
2025 - 2027 Estimated Population - Men**

Date	Legislative Estimated Average Resident Population	Current Estimated Average Population	4/ Deferred Admission Status	Estimated DOCR Population	[--- Traditional Prison Beds ---]		[--- Transitional Beds ---]		[--- County ---]		CPP	Total
					1/ DOCR Facilities	2/ Interstate Compact	5/ Transition Facilities	3/ Work Release	3/ County Holds	McKenzie & Rugby 3/ Overflow		
July-25	1,790	1,790	40	1,750	1,464	19	137	20	35	75	-	1,790
August-25	1,793	1,793	43	1,793	1,464	19	137	20	35	75	-	1,793
September-25	1,796	1,796	46	1,796	1,464	19	137	20	35	75	-	1,796
October-25	1,799	1,799	49	1,799	1,464	19	137	20	35	75	-	1,799
November-25	1,803	1,803	53	1,803	1,464	19	137	20	35	75	-	1,803
December-25	1,806	1,806	56	1,806	1,464	19	137	20	35	75	-	1,806
January-26	1,809	1,809	58	1,809	1,464	19	137	20	36	75	-	1,809
February-26	1,812	1,812	61	1,812	1,464	19	137	20	36	75	-	1,812
March-26	1,815	1,815	64	1,815	1,464	19	137	20	36	75	-	1,815
April-26	1,818	1,818	67	1,818	1,464	19	137	20	36	75	-	1,818
May-26	1,821	1,821	70	1,821	1,464	19	137	20	36	75	-	1,821
June-26	1,824	1,824	73	1,824	1,464	19	137	20	36	75	-	1,824
July-26	1,827	1,827	76	1,827	1,464	19	137	20	36	75	-	1,827
August-26	1,830	1,830	79	1,830	1,464	19	137	20	36	75	-	1,830
September-26	1,834	1,834	83	1,834	1,464	19	137	20	36	75	-	1,834
October-26	1,837	1,837	86	1,837	1,464	19	137	20	36	75	-	1,837
November-26	1,840	1,840	89	1,840	1,464	19	137	20	36	75	-	1,840
December-26	1,843	1,843	92	1,843	1,464	19	137	20	36	75	-	1,843
January-27	1,846	1,846	95	1,846	1,464	19	137	20	36	75	-	1,846
February-27	1,849	1,849	98	1,849	1,464	19	137	20	36	75	-	1,849
March-27	1,852	1,852	101	1,852	1,464	19	137	20	36	75	-	1,852
April-27	1,855	1,855	104	1,855	1,464	19	137	20	36	75	-	1,855
May-27	1,858	1,858	107	1,858	1,464	19	137	20	36	75	-	1,858
June-27	1,861	1,861	108	1,861	1,464	19	137	20	38	75	-	1,861

11 - This includes ND State Penitentiary, James River Correctional Center and Missouri River Correctional Center

12 - People housed out-of-state with either Bureau of Prison or other States

13 - People housed in county / regional jail facilities (includes Parole Violators, Work Release and McKenzie County)

14 - People in county jail awaiting DOCR admission

15 - People housed in transitional facilities



**North Dakota Department of Corrections and Rehabilitation  
2025 - 2027 Estimated Population - Men**

Date	Legislative Estimated Average Resident Population	Current Estimated Average Population	4/ Deferred Admission Status	Estimated DOCR Population	[--- Traditional Prison Beds ---]		[--- Transitional Beds ---]		[--- County ---]		CPP	Total
					1/ DOCR Facilities	2/ Interstate Compact	5/ Transition Facilities	3/ Work Release	3/ County Holds	McKenzie & Rugby 3/ Overflow		
July-25	1,790	1,907	157	1,750	1,464	19	137	20	35	75	-	1,907
August-25	1,793	1,912	162	1,912	1,464	19	137	20	35	75	-	1,912
September-25	1,796	1,918	168	1,918	1,464	19	137	20	35	75	-	1,918
October-25	1,799	1,924	174	1,924	1,464	19	137	20	35	75	-	1,924
November-25	1,803	1,930	180	1,930	1,464	19	137	20	35	75	-	1,930
December-25	1,806	1,936	186	1,936	1,464	19	137	20	35	75	-	1,936
January-26	1,809	1,941	190	1,941	1,464	19	137	20	36	75	-	1,941
February-26	1,812	1,947	196	1,947	1,464	19	137	20	36	75	-	1,947
March-26	1,815	1,953	202	1,953	1,464	19	137	20	36	75	-	1,953
April-26	1,818	1,959	208	1,959	1,464	19	137	20	36	75	-	1,959
May-26	1,821	1,965	214	1,965	1,464	19	137	20	36	75	-	1,965
June-26	1,824	1,971	220	1,971	1,464	19	137	20	36	75	-	1,971
July-26	1,827	1,976	225	1,976	1,464	19	137	20	36	75	-	1,976
August-26	1,830	1,982	231	1,982	1,464	19	137	20	36	75	-	1,982
September-26	1,834	1,988	237	1,988	1,464	19	137	20	36	75	-	1,988
October-26	1,837	1,994	243	1,994	1,464	19	137	20	36	75	-	1,994
November-26	1,840	2,000	249	2,000	1,464	19	137	20	36	75	-	2,000
December-26	1,843	2,006	255	2,006	1,464	19	137	20	36	75	-	2,006
January-27	1,846	2,011	260	2,011	1,464	19	137	20	36	75	-	2,011
February-27	1,849	2,017	266	2,017	1,464	19	137	20	36	75	-	2,017
March-27	1,852	2,023	272	2,023	1,464	19	137	20	36	75	-	2,023
April-27	1,855	2,029	278	2,029	1,464	19	137	20	36	75	-	2,029
May-27	1,858	2,035	284	2,035	1,464	19	137	20	36	75	-	2,035
June-27	1,861	2,040	287	2,040	1,464	19	137	20	38	75	-	2,040

- 11 - This includes ND State Penitentiary, James River Correctional Center and Missouri River Correctional Center
- 12 - People housed out-of-state with either Bureau of Prison or other States
- 13 - People housed in county / regional jail facilities (includes Parole Violators, Work Release and McKenzie County)
- 14 - People in county jail awaiting DOCR admission
- 15 - People housed in transitional facilities

DIVISION OF JUVENILE SERVICES  
ONE DAY COUNT  
JULY 1, 2023 - JUNE 30, 2025

One Day Counts	Youth Correctional Center				Juvenile Community				Division of Juvenile Services			Detention Status
	Female	Male	Total		Female	Male	Total		Female	Male	Total	
Jul-23	1	21	22		11	59	70		12	80	92	7
Aug-23	2	22	24		12	57	69		14	79	93	5
Sep-23	3	22	25		10	57	67		13	79	92	2
Oct-23	3	20	23		10	57	67		13	77	90	3
Nov-23	2	22	24		13	58	71		15	80	95	4
Dec-23	3	28	31		13	52	65		16	80	96	3
Jan-24	5	26	31		8	54	62		13	80	93	5
Feb-24	5	27	32		9	56	65		14	83	97	4
Mar-24	2	28	30		12	59	71		14	87	101	2
Apr-24	1	24	25		12	52	64		13	76	89	2
May-24	1	28	29		12	52	64		13	80	93	2
Jun-24	0	28	28		13	51	64		13	79	92	3
Jul-24	1	27	28		12	45	57		13	72	85	5
Aug-24	1	26	27		11	51	62		12	77	89	3
Sep-24	0	28	28		12	46	58		12	74	86	2
Oct-24	0	28	28		12	49	61		12	77	89	2
Nov-24	0	26	26		13	53	66		13	79	92	2
Dec-24	1	22	23		11	54	65		12	76	88	3
Jan-25	0	21	21		11	50	61		11	71	82	6
Feb-25			0				0		0	0	0	
Mar-25			0				0		0	0	0	
Apr-25			0				0		0	0	0	
May-25			0				0		0	0	0	
Jun-25			0				0		0	0	0	
Avg Biennial Pop	2	25	27		11	53	65		13	78	91	3



Actual Population									
Community Counts 2023-2025									
	Community Supervision			Pretrial			Total PPPS		
	Male	Female	Total	Male	Female	Total	Male	Female	Total
Jul-23	4,399	1,871	6,270	568	-	568	4,967	1,871	6,838
Aug-23	4,384	1,875	6,259	596	-	596	4,980	1,875	6,855
Sep-23	4,411	1,891	6,302	610	-	610	5,021	1,891	6,912
Oct-23	4,414	1,878	6,292	610	-	610	5,024	1,878	6,902
Nov-23	4,411	1,873	6,284	619	-	619	5,030	1,873	6,903
Dec-23	4,470	1,903	6,373	632	-	632	5,102	1,903	7,005
Jan-24	4,438	1,918	6,356	689	-	689	5,127	1,918	7,045
Feb-24	4,506	1,946	6,452	649	-	649	5,155	1,946	7,101
Mar-24	4,471	1,949	6,420	704	-	704	5,175	1,949	7,124
Apr-24	4,514	1,940	6,454	654	-	654	5,168	1,940	7,108
May-24	4,436	1,955	6,391	701	-	701	5,137	1,955	7,092
Jun-24	4,738	1,716	6,454	468	249	717	5,206	1,965	7,171
Jul-24	4,746	1,726	6,472	478	258	736	5,224	1,984	7,208
Aug-24	4,719	1,719	6,438	484	266	750	5,203	1,985	7,188
Sep-24	4,692	1,718	6,410	489	253	742	5,181	1,971	7,152
Oct-24	4,706	1,747	6,453	460	217	677	5,166	1,964	7,130
Nov-24	4,710	1,747	6,457	450	215	665	5,160	1,962	7,122
Dec-24	4,700	1,745	6,445	458	224	682	5,158	1,969	7,127
Jan-25	4,760	1,778	6,538	422	214	636	5,182	1,992	7,174
Feb-25			-			-	-	-	-
Mar-25			-			-	-	-	-
Apr-25			-			-	-	-	-
May-25			-			-	-	-	-
Jun-25			-			-	-	-	-
AVG for BI	4,548	1,840	6,388	565	100	665	5,121	1,933	7,055
				464	237	701			

June 2024 - January 2025 Avg