

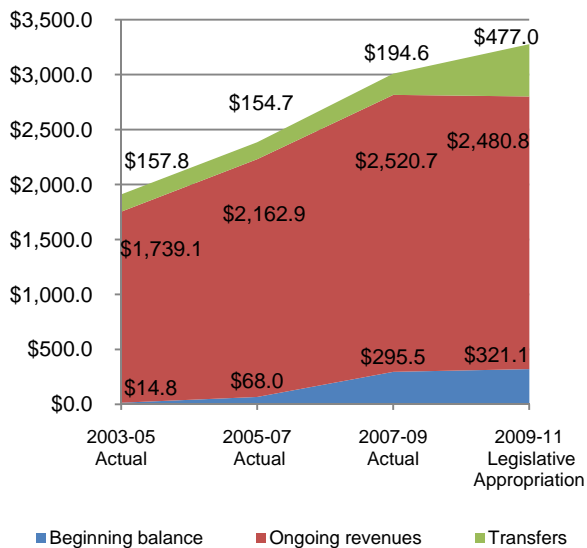
2009-11 GENERAL FUND BUDGET SUMMARY
(Amounts Shown in Millions)

Estimated unobligated general fund balance - July 1, 2009	\$321.1 ¹
Add estimated 2009-11 general fund revenues and transfers	2,957.8
Total resources available	\$3,278.9
Less 2009-11 general fund appropriations	3,249.4
Estimated general fund balance - June 30, 2011	\$29.5 ²

¹This amount reflects a transfer of \$124.9 million from the June 30, 2009, general fund balance to the budget stabilization fund, \$112.3 million of 2007-09 deficiency appropriations, and \$62.2 million of estimated 2007-09 unspent general fund appropriation authority.

²In addition, the budget stabilization fund is projected to have a June 30, 2011, balance of \$324.9 million and the permanent oil tax trust fund is projected to have a June 30, 2011, balance of \$51.8 million.

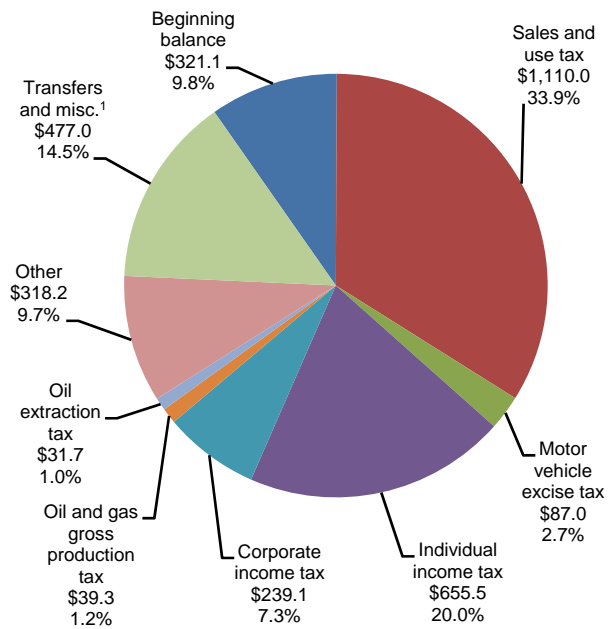
**GENERAL FUND REVENUES - BEGINNING
BALANCE, ONGOING REVENUES, AND
TRANSFERS**
(Amounts Shown in Millions)



Biennium	(Amounts Shown in Millions)			
	Beginning Balance	Ongoing Revenues	Transfers	Total
2003-05	\$14.8	\$1,739.1	\$157.8	\$1,911.7
2005-07	\$68.0	\$2,163.0	\$154.7	\$2,385.7
2007-09	\$295.5	\$2,520.7	\$194.6	\$3,010.8
2009-11	\$321.1	\$2,480.8	\$477.0	\$3,278.9

2009-11 ESTIMATED GENERAL FUND REVENUES
(Amounts Shown in Millions)

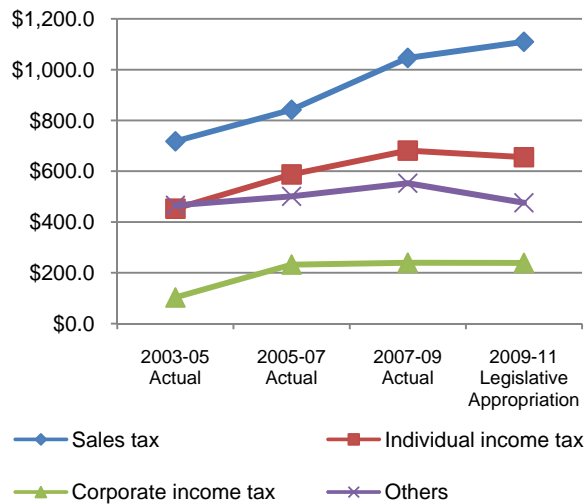
Total - \$3,278.9



¹Transfers and miscellaneous revenues include:

Permanent oil tax trust fund	\$435,000,000
Lands and minerals trust fund	35,000,000
State Mill and Elevator Association	4,735,836
Gas tax administration	1,288,000
Bank of North Dakota	1,000,000
Total	\$477,023,836

GENERAL FUND REVENUES - MAJOR REVENUE TYPES (Amounts Shown in Millions)



(Amounts Shown in Millions)					
Biennium	Sales Tax	Individual Income Tax	Corporate Income Tax	Others	Total
2003-05	\$717.8	\$452.5	\$102.9	\$465.9	\$1,739.1
2005-07	\$841.9	\$587.6	\$232.3	\$501.1	\$2,162.9
2007-09	\$1,046.5	\$681.7	\$239.7	\$552.8	\$2,520.7
2009-11	\$1,110.0	\$655.5	\$239.1	\$476.2	\$2,480.8

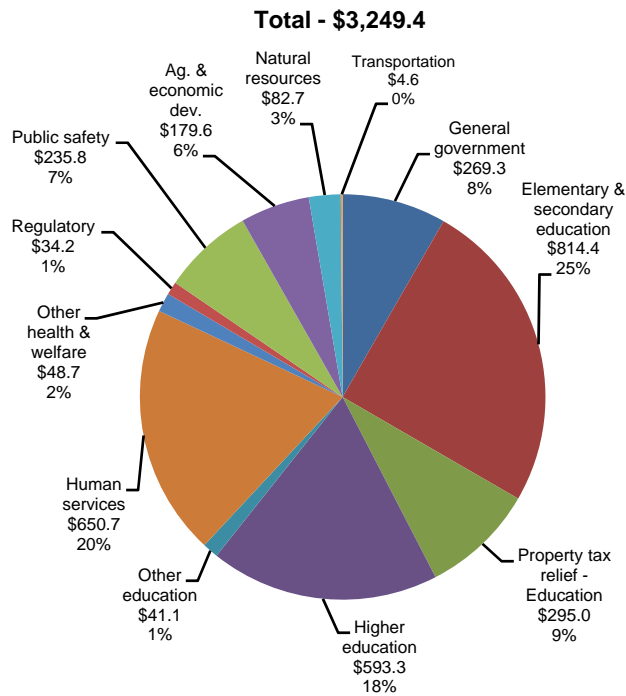
CURRENT TAX RATES

North Dakota **sales tax** rate is 5 percent.

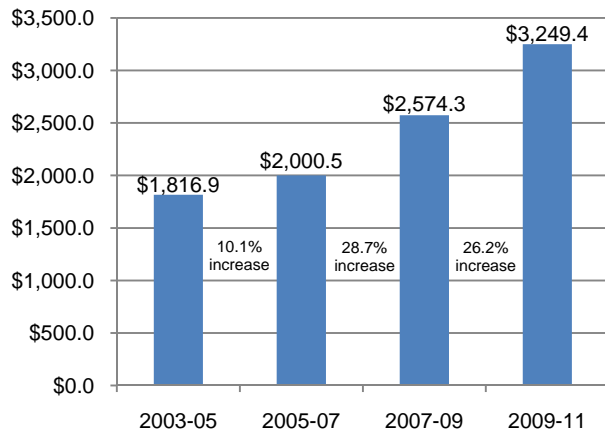
Individual income tax rates range from 1.84 percent to 4.86 percent based on the individual taxpayer's level of federal income tax liability.

Corporate income tax rates range from 2.1 percent to 6.4 percent of taxable income.

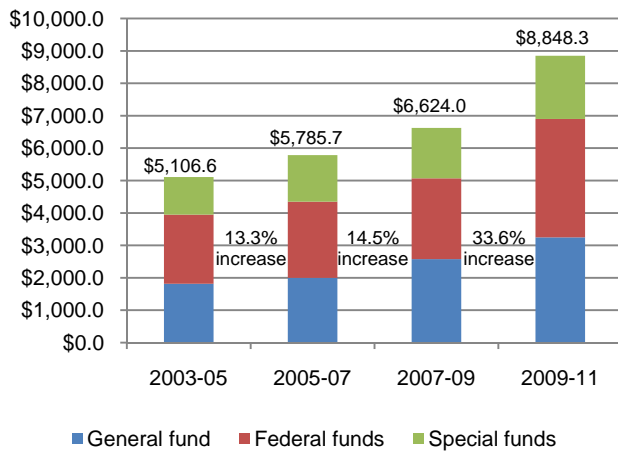
2009-11 BIENNIUM GENERAL FUND APPROPRIATIONS (Amounts Shown in Millions)



HISTORY OF GENERAL FUND APPROPRIATIONS (Amounts Shown in Millions)



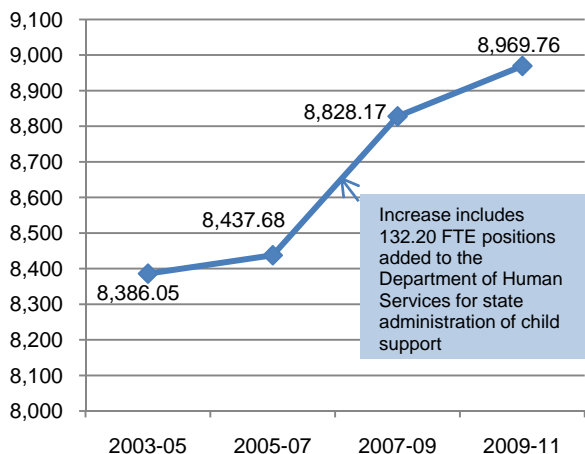
HISTORY OF TOTAL APPROPRIATIONS (Amounts Shown in Millions)



Biennium	(Amounts Shown in Millions)			
	General Fund	Federal Funds	Special Funds	Total
2003-05	\$1,816.9	\$2,132.2	\$1,157.5	\$5,106.6
2005-07	\$2,000.5	\$2,347.2	\$1,438.0	\$5,785.7
2007-09	\$2,574.3	\$2,494.7	\$1,555.0	\$6,624.0
2009-11	\$3,249.4	\$3,652.2 ¹	\$1,946.7	\$8,848.3

¹Amount includes \$655.8 million of federal fiscal stimulus funds from the American Recovery and Reinvestment Act of 2009.

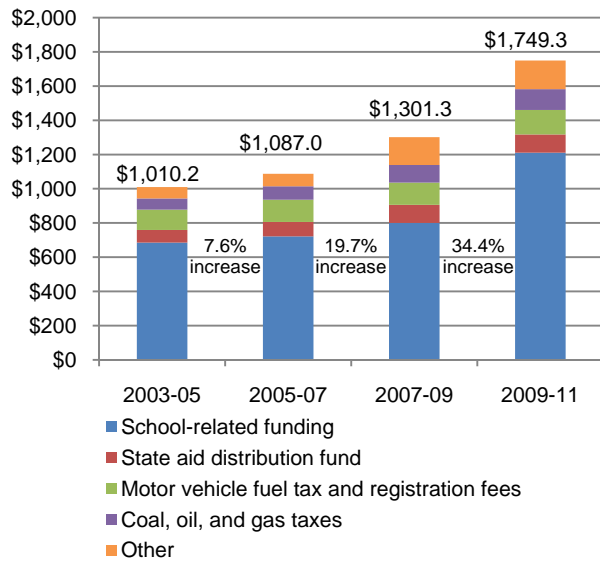
NUMBER OF STATE EMPLOYEES¹ (Full-Time Equivalent Positions (FTE))



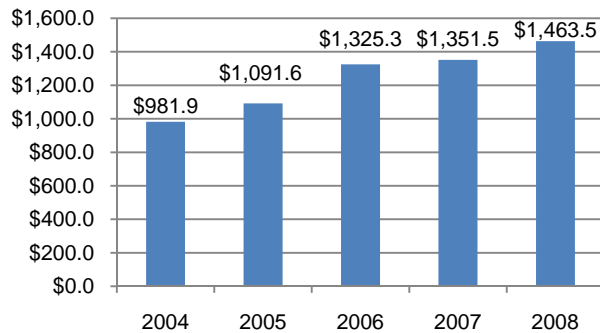
¹These amounts do not include employees of the North Dakota University System.

ASSISTANCE TO POLITICAL SUBDIVISIONS (Amounts Shown in Millions)

The following is a summary of major state appropriations and revenue allocations for direct assistance to political subdivisions:



STATE DEBT (Amounts Shown in Millions)



Bonds Outstanding as of June 30, 2008 (Amounts Shown in Millions)

North Dakota Building Authority	\$102.5
State Water Commission	109.1
Department of Transportation	49.9
Information Technology Department	4.2
State Fair Association	1.1
Student loan trust	74.6
Housing Finance Agency	927.1
North Dakota University System	195.0
Total	\$1,463.5