



NORTH
Dakota
Be Legendary.

Management
and Budget

STATUS OF THE GENERAL FUND

Photo Credit: ND Tourism

Presented to the
BUDGET SECTION
WEDNESDAY, JUNE 19, 2024

SUSAN SISK, OFFICE OF MANAGEMENT AND BUDGET DIRECTOR

**GENERAL FUND STATUS STATEMENT
2023-25 BIENNIUM
AS OF MAY 31, 2024**

Beginning balance:		
Beginning unobligated balance - July 1, 2023	\$1,488,329,948	
Balance obligated for authorized carryover of appropriations	<u>70,628,658</u>	
Total beginning balance		\$1,558,958,606
Revenues:		
Revenues collected to date	\$2,726,673,897	
Remaining forecasted revenues	<u>2,509,701,058</u>	
Total revenues		<u>5,236,374,955</u>
Total available		\$6,795,333,561
Expenditures:		
Legislative appropriations - One time	(\$240,590,721)	
Legislative appropriations - Ongoing	(5,856,738,816)	
2023-25 authority used in 2021-23	1,846,593	
Authorized carryover from previous biennium	<u>(70,628,658)</u>	
Total authorized expenditures		<u>(6,166,111,602)</u>
Estimated ending balance - June 30, 2025		<u>\$629,221,959</u> ^{\1}

\1 NDCC Section 54-27.2-02 provides that any end of biennium balance in excess of \$65.0 million must be transferred to the budget stabilization fund, up to a cap of 15.0 percent of general fund appropriations.

**SELECTED SPECIAL FUNDS
MAY 31, 2024 FUND BALANCES**

Fund	Balance
Budget Stabilization Fund (April 30 RIO balance)	\$965,444,697
Legacy Fund (April 30 RIO balance plus May oil tax allocation)	\$10,409,827,032
Foundation Aid Stabilization Fund	\$513,278,833
Social Services Fund (previously Tax Relief Fund)	\$252,799,245
Strategic Investment and Improvement Fund - 02/29/24 (\$405,910,291 committed)	\$904,861,391

**OIL UPDATE
MAY 31, 2024 (Based on March 31, 2024 Production)**

	Forecast	Actual to Date
Average Price:	\$70.00	\$72.52
Average Production:	1,100,000	1,224,632
Oil Revenue	\$2,270,576,000	\$2,549,474,701

STATEMENT OF GENERAL FUND REVENUES AND FORECASTS

Compared to the Legislative Forecast

2023-25 Biennium
May 2024

Revenues and Transfers	Fiscal Month			Biennium To Date			
	Original 2023			Original 2023			
	Leg. Forecast	Actual	Variance	Leg. Forecast	Actual	Variance	Percent
Sales Tax	81,823,721	98,035,709	16,211,988	983,919,657	1,123,030,432	139,110,775	14.1%
Motor Vehicle Excise Tax	7,226,942	7,561,421	334,479	77,199,357	80,799,385	3,600,028	4.7%
Individual Income Tax	41,537,872	23,668,456	(17,869,416)	355,541,846	328,901,918	(26,639,928)	-7.5%
Corporate Income Tax	4,448,270	4,403,133	(45,137)	161,142,639	220,059,612	58,916,973	36.6%
Insurance Premium Tax	12,359,027	9,171,063	(3,187,964)	62,598,636	55,496,167	(7,102,469)	-11.3%
Oil & Gas Production Tax	481,033	481,033	-	290,957,514	290,957,514	-	0.0%
Oil Extraction Tax	-	-	-	169,042,486	169,042,486	-	0.0%
Gaming Tax	34,321	5,972	(28,349)	280,933	261,382	(19,551)	-7.0%
Lottery	-	-	-	-	-	-	0.0%
Cigarette & Tobacco Tax	1,631,237	1,695,147	63,910	19,960,099	18,898,963	(1,061,136)	-5.3%
Wholesale Liquor Tax	809,139	895,487	86,348	9,021,205	9,709,455	688,250	7.6%
Mineral Leasing Fees	2,474,623	2,827,570	352,947	27,237,152	40,215,273	12,978,121	47.6%
Departmental Collections	1,024,044	(1,322,541)	(2,346,585)	20,098,310	32,703,432	12,605,122	62.7%
Interest Income	72,813	8,789,931	8,717,118	594,820	73,621,200	73,026,380	12277.1%
State Mill & Elevator-Transfer	-	-	-	-	-	-	0.0%
Bank of North Dakota - Transfer	-	-	-	-	-	-	0.0%
SJIF - Transfer	-	-	-	25,000,000	25,000,000	-	0.0%
Legacy Earnings Fund - Transfer	-	-	-	254,474,088	254,474,088	-	0.0%
Gas Tax Administration	-	-	-	922,212	922,212	-	0.0%
Miscellaneous	-	219,431	219,431	1,873,288	2,580,378	707,090	37.7%
Total Revenues and Transfers	153,923,042	156,431,812	2,508,770	2,459,864,242	2,726,673,897	266,809,655	10.8%

Grant Applications

Agency	Description	Time Period	Request Amount
201 Department of Public Instruction	The Comprehensive Literacy State Development (CLSD) program awards competitive grants to advance literacy skills, using evidence-based practices, activities and interventions, including pre-literacy skills, reading, and writing, for children from birth through grade 12, with an emphasis on disadvantaged children, including children living in poverty, English learners, and children with disabilities.	1/1/25-12/30/30	\$60,000,000
530 Dept. of Corrections & Rehab	The Agency will provide through a sub-award, pretrial treatment for mental health and addiction services.	10/1/24-10/1/27	\$550,000
601 Commerce	Transmission Siting and Economic Development grant program, grant to overcome state and local challenges of expanding transmission capacity while supporting communities along new and upgraded lines.	1/1/26-1/1/30	\$50,000,000
601 Commerce	Energy Conservation Grant – focuses on assisting ND political subdivisions with energy efficiency improvement to public buildings.	10/1/24-10/31/27	\$20,000,000
720 Game and Fish	Meadowlark Initiative – Western Grasslands Conservation program. The initiative will create healthy thriving grasslands which provide prosperity for wildlife, pollinators and communities.	7/1/25-6/30/27	\$5,000,000
801 Department of Transportation	Bridge Investment Program – Replace the Viking Bridge in Valley City	3/31/2026 – 3/31/2030	\$2,700,000
801 Department of Transportation	Bridge Investment Program – Replace two bridges on ND 1806: Cannonball and Backwater bridges	3/31/2026 – 3/31/2030	\$9,400,000
801 Department of Transportation	Bridge Investment Program – County Bridge Bundle to replace five bridges on the county system: Barnes, McHenry, Sioux & Morton across the Cannonball River, Morton, and Pembina	3/31/2028 – 3/31/2032	\$11,700,000
801 Department of Transportation	Bridge Investment Program – Replace two I-94 bridges at the Sunset Drive Interchange (Exit 152) in Mandan	3/31/2026 – 3/31/2031	\$29,900,000
801 Department of Transportation	Bridge Investment Program – Replace two bridges at Exit 69 on I-29 in Fargo (40 th Ave N): one bridge over the Interstate and one bridge over BNSF railroad	3/31/2028 – 3/31/2032	\$32,500,000
801 Department of Transportation	I-94 State of Good Repair – Reconstruct approx. 21 miles of I-94 eastbound and westbound roadways east of Bismarck based on roadways end-of-life needs	6/1/2027 – 3/31/2031	\$101,000,000

Grants Awarded

Agency	Description	Time Period	Award Amount
474 Department of Mineral Resources	Proper closure and cleanup of orphaned wells/sites on federal, tribal, state, and private land to plug wells, remediate, and reclamation.	4/1/24 – 4/1/29	\$25,000,000

Agency	Date	Name	Amount	Explanation
Pay Adjustments				
110 Management & Budget	Mar 2024	Boyle, John A	\$ 1,073.58	Temporary workload adjustment
	Apr 2024	Boyle, John A	1,073.58	Temporary workload adjustment
	May 2024	Boyle, John A	1,073.58	Temporary workload adjustment
188 Legal Counsel for Indigents	Apr 2024	Lundberg, Eric Bennett	1,000.00	Temporary workload adjustment
	May 2024	Lundberg, Eric Bennett	1,000.00	Temporary workload adjustment
190 Retirement & Investment	Mar 2024	Heick, Jayme	578.44	Temporary workload adjustment
		Leingang-Sargeant, Denise	500.00	Temporary workload adjustment
		Roberts, Chad Russell	1,317.12	Temporary workload adjustment
		Weeks, Denise C	857.22	Temporary workload adjustment
	Apr 2024	Heick, Jayme	578.44	Temporary workload adjustment
		Leingang-Sargeant, Denise	500.00	Temporary workload adjustment
		Roberts, Chad Russell	1,317.12	Temporary workload adjustment
		Weeks, Denise C	857.22	Temporary workload adjustment
	May 2024	Roberts, Chad Russell	1,317.12	Temporary workload adjustment
		Weeks, Denise C	857.22	Temporary workload adjustment
192 Public Employees Retirement	Mar 2024	Hohbein, Derrick L	2,195.52	Temporary workload adjustment
		Aldinger, Marcella D	2,979.90	Temporary workload adjustment
	Apr 2024	Anderson, MaryJo V	3,000.00	Temporary workload adjustment
		Hohbein, Derrick L	2,195.52	Temporary workload adjustment
		Aldinger, Marcella D	993.30	Temporary workload adjustment
		Anderson, MaryJo V	1,000.00	Temporary workload adjustment
	May 2024	Hohbein, Derrick L	2,195.52	Temporary workload adjustment
201 Public Instruction	Mar 2024	Peterson, Amanda J	1,000.00	Temporary workload adjustment
		Schauer Jr, Stanley E	600.00	Temporary workload adjustment
	Apr 2024	Peterson, Amanda J	1,000.00	Temporary workload adjustment
		Schauer Jr, Stanley E	600.00	Temporary workload adjustment
	May 2024	Schauer Jr, Stanley E	600.00	Temporary workload adjustment
313 Veterans Home	May 2024	Lunneborg, Kristin M.	1,110.63	Temporary workload adjustment
321 Veterans Affairs	Mar 2024	Thorstad, Daniel Ray	804.28	Temporary workload adjustment
		Wangen, Lonnie L	1,420.00	Temporary workload adjustment
	Apr 2024	Thorstad, Daniel Ray	804.28	Temporary workload adjustment
		Wangen, Lonnie L	1,420.00	Temporary workload adjustment
	May 2024	Thorstad, Daniel Ray	804.28	Temporary workload adjustment
		Wangen, Lonnie L	1,420.00	Temporary workload adjustment
325 Health & Human Services	Mar 2024	72 Individuals	67,074.87	Temporary workload increase
	Apr 2024	67 Individuals	60,506.67	Temporary workload increase
	May 2024	66 Individuals	59,874.87	Temporary workload increase
530 Corrections & Rehabilitation	Mar 2024	Foster, Steven P	600.00	Temporary workload adjustment
	Apr 2024	Foster, Steven P	600.00	Temporary workload adjustment
	May 2024	Foster, Steven P	600.00	Temporary workload adjustment
750 Parks & Recreation	Mar 2024	Duerre, Michael R	750.00	Temporary workload adjustment
	Apr 2024	Duerre, Michael R	750.00	Temporary workload adjustment
	May 2024	Duerre, Michael R	750.00	Temporary workload adjustment

Agency	Date	Name	Amount	Explanation
770	Water Resources	Mar 2024	Drevecky, Cory	1,000.00 Temporary workload adjustment
			Nygren, Andrew John	1,000.00 Temporary workload adjustment
Retroactive Pay				
204	Center for Distance Education	Apr 2024	Bitz, Kasey J	2,963.69 Temporary workload adjustment
			Monson, Paul	1,528.80 Temporary workload adjustment
		May 2024	Bitz, Kasey J	1,733.00 Temporary workload adjustment
			Monson, Paul	862.68 Temporary workload adjustment
			Schmidt, Danielle D	736.33 Temporary workload adjustment
			Wagar, Edith R	762.76 Temporary workload adjustment
325	Health & Human Services	Mar 2024	10 Individuals	22,122.72 Equity Increase/achieved certification
			3 Individuals	4,114.20 Workload/responsibility increase
			1 Individual	6,983.96 Return from LOA
		Apr 2024	6 Individuals	10,763.44 Workload/responsibility increase
			4 Individuals	2,308.16 Equity Increase/achieved certification
			1 Individual	1,411.55 Reclassification/Pay grade increase
			1 Individual	5,334.08 Leave donations
		May 2024	4 Individuals	3,742.00 Workload/responsibility increase
			1 Individual	1,119.63 Military leave
			1 Individual	734.00 Equity Increase
405	Industrial Commission	May 2024	Haase, Reice	18,749.97 Workload/responsibility increase
474	Mineral Resources	May 2024	Romuld, Evan Eduardo	2,000.00 Increase for completion of job related certification
540	Adjutant General	Mar 2024	LaCombe, Debbie K.	1,738.00 Temporary workload adjustment
801	Traanportation	Mar 2024	Nelson, Krystle Jann	610.00 Reclassification increase
		May 2024	Duff, David	676.00 Reclassification/workload increase
			Fettig, DeAnna Louise	676.00 Reclassification/workload increase

NDCC 54-27-25

Tobacco Settlement Trust Fund - Fund 407

5/17/2024

Date	Total Amount Received	Community Health Trust Fund - 100%	Commons School Trust Fund - 0 %	Water Development Trust Fund - 0%	Attorney General Appropriation
12/14/99	9,036,985.38	903,698.54	4,066,643.42	4,066,643.42	
1/3/00	7,871,639.19	787,163.91	3,542,237.64	3,542,237.64	
4/18/00	12,875,523.14	1,287,552.32	5,793,985.41	5,793,985.41	
4/19/00	169,475.62	16,947.56	76,264.03	76,264.03	
5/4/00	984.72	98.48	443.12	443.12	
9/13/00	363.38	36.34	163.52	163.52	
1/2/01	8,011,307.29	801,130.73	3,605,088.28	3,605,088.28	
1/17/01	1,505.95	150.59	677.68	677.68	
4/17/01	14,690,317.34	1,469,031.74	6,610,642.80	6,610,642.80	
4/27/01	221,405.57	22,140.55	99,632.51	99,632.51	
6/15/01	21,277.38	2,127.74	9,574.82	9,574.82	
11/19/01	181,556.56	18,155.66	81,700.45	81,700.45	
1/2/02	7,115,019.43	711,501.95	3,201,758.74	3,201,758.74	
1/14/02	2,071.14	207.12	932.01	932.01	
4/16/02	18,872,853.92	1,887,285.40	8,492,784.26	8,492,784.26	
4/23/02	609,210.48	60,921.04	274,144.72	274,144.72	
1/2/03	5,869,683.32	586,968.34	2,641,357.49	2,641,357.49	
1/16/03	1,960,169.68	196,016.96	882,076.36	882,076.36	
4/16/03	18,051,398.80	1,805,139.88	8,123,129.46	8,123,129.46	
4/23/03	668,581.37	66,858.13	300,861.62	300,861.62	
7/1/03	305,817.91	30,581.79	137,618.06	137,618.06	
10/3/03	230,963.18	23,096.32	103,933.43	103,933.43	
4/15/04	21,899,894.49	2,189,989.45	9,854,952.52	9,854,952.52	
4/21/04	852,398.02	85,239.80	383,579.11	383,579.11	
8/30/04	255,371.41	25,537.15	114,917.13	114,917.13	
4/19/05	22,261,451.85	2,226,145.19	10,017,653.33	10,017,653.33	
4/20/05	809,930.77	80,993.07	364,468.85	364,468.85	
10/6/05	262,051.11	26,205.11	117,923.00	117,923.00	
4/17/06	19,898,716.49	1,989,871.65	8,954,422.42	8,954,422.42	
4/19/06	1,253,301.83	125,330.19	563,985.82	563,985.82	
12/22/06	196,418.35	19,641.83	88,388.26	88,388.26	
4/17/07	20,664,718.59	2,066,471.85	9,299,123.37	9,299,123.37	
4/19/07	1,379,744.44	137,974.44	620,885.00	620,885.00	
6/5/07	173,167.26	17,316.72	77,925.27	77,925.27	
4/16/08	34,965,293.50	3,496,529.34	15,734,382.08	15,734,382.08	
4/17/08	1,515,783.61	151,578.37	682,102.62	682,102.62	
7/7/08	91.50	9.14	41.18	41.18	
2/26/09	1,978,845.20	197,884.52	890,480.34	890,480.34	
4/20/09	23,035,384.29	2,303,538.43	10,365,922.93	10,365,922.93	
4/15/10	19,759,434.19	1,975,943.41	8,891,745.39	8,891,745.39	
4/19/10	1,057,430.92	105,743.10	475,843.90	475,843.90	
4/20/11	19,736,098.42	1,973,609.84	8,881,244.29	8,881,244.29	
4/20/12	20,127,216.58	2,012,721.66	9,057,247.46	9,057,247.46	
4/17/13	20,099,831.57	2,009,983.15	9,044,924.21	9,044,924.21	
4/24/13	13,067.04	1,306.70	5,880.17	5,880.17	
4/22/14	22,756,378.89	2,275,637.89	10,240,370.50	10,240,370.50	
4/15/15	19,220,022.57	1,922,002.25	8,649,010.16	8,649,010.16	
5/15/15	254,078.67	25,407.87	114,335.40	114,335.40	
5/18/16	20,466,444.08	2,026,644.40	9,119,899.84	9,119,899.84	200,000.00
4/20/17	20,196,746.52	2,019,674.66	9,088,535.93	9,088,535.93	
4/20/18	53,096,556.03	29,093,105.82	0.00	23,803,450.21	200,000.00
7/10/18	158,922.32	87,407.28	0.00	71,515.04	
4/22/19	20,977,434.08	11,537,588.74	0.00	9,439,845.34	
7/24/19	155,286.18	155,286.18	0.00	0.00	

NDCC 54-27-25
Tobacco Settlement Trust Fund - Fund 407

5/17/2024

Date	Total Amount Received	Community Health Trust Fund - 100%	Commons School Trust Fund - 0 %	Water Development Trust Fund - 0%	Attorney General Appropriation
4/16/20	16,470,621.00	16,470,621.00	0.00	0.00	
4/22/20	4,809,767.02	4,809,767.02	0.00	0.00	
4/16/21	20,130,759.00	20,130,759.00	0.00	0.00	
4/23/21	2,526,695.64	2,526,695.64	0.00	0.00	
4/15/22	22,192,320.54	22,192,320.54	0.00	0.00	
4/18/22	1,058,579.05	1,058,579.05	0.00	0.00	
4/17/23	23,715,397.28	23,715,397.28	0.00	0.00	
4/20/23	1,134,634.18	1,134,634.18			
4/16/24	21,021,625.52	21,021,625.52			
4/19/24	1,129,686.45	1,129,686.45			
Totals:	610,435,707.20	197,229,215.97	189,745,840.31	223,060,650.91	400,000.00

Effective 2019- 2021 Biennium:

Community Health Trust Fund:	100%
Water Development Trust Fund:	0%
Common Schools Trust Fund:	0%
Total %:	100%

NEW AND VACANT FTE FUNDING POOL REQUESTS AS OF 4/30/2024

SB 2393 Section 16 Subsection 8a and 8b

Agency	Request Type	Title	Hire Date	Vacant Date	General Funds Requested	Special Funds Requested	Federal Funds Requested	Total Funds Requested
101 Office of the Governor	New	Policy Advisor	8/7/2023		214,411	-	-	214,411
101 Office of the Governor	New	Communication Manager	9/25/2023		207,336	-	-	207,336
101 Office of the Governor Total	2.00				421,747	-	-	421,747
108 Office of the Secretary of State	New	Strategic Comm Advisor	11/1/2023		-	-	159,125	159,125
108 Office of the Secretary of State	New	Licensing Notary Lead Worker	1/22/2024		135,000	-	-	135,000
108 Office of the Secretary of State Total	2.00				135,000	-	159,125	294,125
112 ND Information Technology	New	Enterprise Portfolio Manager	1/1/2024		272,154	-	-	272,154
112 ND Information Technology	Vacant	Technology Outreach Manager	7/1/2023	4/3/2021	305,300	-	-	305,300
112 ND Information Technology	Vacant	Public Safety Manager	8/14/2023	3/6/2023	-	342,080	-	342,080
112 ND Information Technology	Vacant	Sr Info Security Officer	7/1/2023	7/15/2022	192,600	-	-	192,600
112 ND Information Technology	Vacant	Financial Systems Analyst	8/7/2023	1/2/2023	-	240,580	-	240,580
112 ND Information Technology	Vacant	Cybersecurity Risk Analyst	7/1/2023	6/12/2023	-	215,400	-	215,400
112 ND Information Technology	Vacant	Student Information Sys Spec	8/7/2023	7/1/2022	-	195,040	-	195,040
112 ND Information Technology	Vacant	CyberSecurity Analyst	7/1/2023	3/13/2023	203,166	-	-	203,166
112 ND Information Technology	Vacant	Sr Info Security Officer	7/1/2023	4/1/2023	-	293,400	-	293,400
112 ND Information Technology	Vacant	UX Designer	8/1/2023	2/20/2023	181,355	-	-	181,355
112 ND Information Technology	Vacant	Hlth IT Clinical Sys Analyst	8/7/2023	5/6/2023	-	206,080	-	206,080
112 ND Information Technology	Vacant	VOIP Administrator	9/1/2023	8/8/2022	-	164,450	-	164,450
112 ND Information Technology	Vacant	Business App Support Spec	11/1/2023	11/1/2021	-	185,121	-	185,121
112 ND Information Technology	Vacant	Enterprise Desktop Admin	11/1/2023	3/23/2023	-	158,885	-	158,885
112 ND Information Technology	Vacant	Talent Acquisition Recruiter	11/1/2023	5/10/2023	-	157,216	-	157,216
112 ND Information Technology	Vacant	Technology Business Partner	11/6/2023	12/9/2022	226,139	-	-	226,139
112 ND Information Technology	Vacant	SPACES Business Analyst	11/1/2023	6/30/2023	-	233,155	-	233,155
112 ND Information Technology	Vacant	IT Team Lead	12/1/2023	7/31/2021	-	245,071	-	245,071
112 ND Information Technology	Vacant	SPACES Product Owner	12/1/2023	6/30/2023	-	222,362	-	222,362
112 ND Information Technology	Vacant	IT Team Lead	12/1/2023	5/1/2023	-	259,969	-	259,969
112 ND Information Technology	Vacant	Data Platforms Team Lead	1/22/2024	6/30/2023	-	170,400	-	170,400
112 ND Information Technology Total	21.00				1,380,714	3,289,210	-	4,669,924
117 ND Office of the State Auditor	New	Training Education Coordinator	11/1/2023		159,415	-	-	159,415
117 ND Office of the State Auditor Total	1.00				159,415	-	-	159,415
125 ND Office of Attorney General	New	Criminal Investigator I	7/31/2023		216,811	-	-	216,811
125 ND Office of Attorney General	New	Criminal Investigator	8/15/2023		52,500	-	157,499	209,998
125 ND Office of Attorney General	New	Forensic Scientist I	9/11/2023		168,127	-	-	168,127
125 ND Office of Attorney General	New	Forensic Scientist I	9/11/2023		168,127	-	-	168,127
125 ND Office of Attorney General	New	Deputy Solicitor General	9/18/2023		260,420	-	-	260,420
125 ND Office of Attorney General	New	Criminal/Narcotics Agent I	10/2/2023		209,949	-	-	209,949
125 ND Office of Attorney General	New	Criminal/Narcotics Agent I	10/2/2023		209,949	-	-	209,949
125 ND Office of Attorney General	New	Forensic Scientist I	10/11/2023		155,948	-	-	155,948
125 ND Office of Attorney General	New	Paralegal	10/16/2023		45,367	-	136,101	181,468
125 ND Office of Attorney General	New	Programmer Analyst III	11/1/2023		216,970	-	-	216,970
125 ND Office of Attorney General	New	Criminal Investigator I	1/2/2024		186,244	-	-	186,244
125 ND Office of Attorney General	New	Criminal Investigator I	1/2/2024		186,244	-	-	186,244
125 ND Office of Attorney General	Vacant	Legal Assistant	7/3/2023	3/3/2023	-	173,675	-	173,675
125 ND Office of Attorney General	Vacant	Assistant Attorney General	7/5/2023	10/24/2022	265,647	-	-	265,647
125 ND Office of Attorney General	Vacant	Criminal Intelligence Analyst	7/5/2023	2/4/2023	165,979	-	-	165,979
125 ND Office of Attorney General	Vacant	Assistant Attorney General	7/10/2023	3/1/2023	279,310	-	-	279,310

Agency	Request Type	Title	Hire Date	Vacant Date	General Funds Requested	Special Funds Requested	Federal Funds Requested	Total Funds Requested
125 ND Office of Attorney General	Vacant	Legal Assistant I	7/10/2023	3/3/2023	29,091	144,585	-	173,676
125 ND Office of Attorney General	Vacant	Assistant Attorney General	8/9/2023	2/14/2023	249,804	-	-	249,804
125 ND Office of Attorney General	Vacant	Criminal Investigator I	10/2/2023	1/1/2023	209,949	-	-	209,949
125 ND Office of Attorney General	Vacant	Assistant Attorney General	10/11/2023	10/17/2022	236,071	-	-	236,071
125 ND Office of Attorney General	Vacant	Assistant Attorney General	10/11/2023	10/1/2022	-	238,452	-	238,452
125 ND Office of Attorney General	Vacant	Crime Lab Director	9/1/2023	1/7/2023	327,251	-	-	327,251
125 ND Office of Attorney General	Vacant	Training and Comm Specialist	12/11/2023	7/1/2021	-	150,275	-	150,275
125 ND Office of Attorney General	Vacant	Auditor I	12/11/2023	5/10/2022	-	150,275	-	150,275
125 ND Office of Attorney General	Vacant	Senior Forensic Scientist	12/11/2023	3/8/2021	218,224	-	-	218,224
125 ND Office of Attorney General	Vacant	Senior Forensic Scientist	1/8/2024	4/1/2022	250,296	-	-	250,296
125 ND Office of Attorney General	Vacant	Assistant Attorney General	1/3/2024	12/2/2022	-	245,662	-	245,662
125 ND Office of Attorney General	Vacant	Programmer Analyst III	2/12/2024	10/3/2022	244,066	-	-	244,066
125 ND Office of Attorney General Total	28.00				4,552,343	1,102,924	293,600	5,948,866
188 Commission on Legal Counsel of Indigents	New	Defense Investigator Lead	9/18/2023		137,781	-	-	137,781
188 Commission on Legal Counsel of Indigents Total	1.00				137,781	-	-	137,781
190 Retirement and Investment Office	New	Senior Investment Accountant	7/18/2023		-	219,735	-	219,735
190 Retirement and Investment Office	New	Fiscal Investment Admin Assist	9/5/2023		-	154,886	-	154,886
190 Retirement and Investment Office Total	2.00				-	374,621	-	374,621
192 Public Employees Retirement System	New	Front Desk Specialist	7/1/2023		-	140,411	-	140,411
192 Public Employees Retirement System	New	Member Services Rep	7/1/2023		-	143,371	-	143,371
192 Public Employees Retirement System	New	Retirement Processing Lead	7/1/2023		-	238,087	-	238,087
192 Public Employees Retirement System	New	Employee Benefit Programs Spec	8/14/2023		-	137,397	-	137,397
192 Public Employees Retirement System	New	DC Retirement Program Manager	12/1/2023		-	216,108	-	216,108
192 Public Employees Retirement System Total	5.00				-	875,374	-	875,374
195 Ethics Commission	New	Executive Assistant	9/25/2023		60,798	-	-	60,798
195 Ethics Commission Total	1.00				60,798	-	-	60,798
201 Dept of Public Instruction	Vacant	Web Communications Specialist	7/10/2023	9/30/2018	151,200	-	16,800	168,000
201 Dept of Public Instruction	Vacant	Assistant Director	7/17/2023	5/16/2023	52,874	-	152,751	205,625
201 Dept of Public Instruction	Vacant	Spec Educ Regional Coord	7/31/2023	7/15/2022	3,000	-	176,245	179,245
201 Dept of Public Instruction Total	3.00				207,074	-	345,796	552,870
204 Center for Distance Education	New	Teacher II	7/3/2023		165,000	-	-	165,000
204 Center for Distance Education	New	Technical Support Analyst I	9/11/2023		149,109	-	-	149,109
204 Center for Distance Education	Vacant	tech support specialist III	7/3/2023	6/3/2023	83,159	-	-	83,159
204 Center for Distance Education Total	3.00				397,268	-	-	397,268
226 Dept of Trust Lands	New	Unclaimed Property Claims Processor	7/1/2023		-	149,207	-	149,207
226 Dept of Trust Lands	New	Mineral Title Specialist	9/5/2023		-	215,194	-	215,194
226 Dept of Trust Lands	New	Investment Operations Officer	10/1/2023		-	292,987	-	292,987
226 Dept of Trust Lands	Vacant	Mineral Title Specialist	9/1/2023	6/17/2023	-	161,158	-	161,158
226 Dept of Trust Lands Total	4.00				-	818,546	-	818,546
250 State Library	Vacant	Library Associate II	7/10/2023	6/30/2023	65,699	-	12,388	78,087
250 State Library Total	1.00				65,699	-	12,388	78,087
252 School for the Deaf	New	Paraprofessional	8/15/2023		78,000	-	-	78,000
252 School for the Deaf	Vacant	Director of Student Life	7/3/2023	12/19/2022	154,000	-	-	154,000
252 School for the Deaf	Vacant	LPN II	8/1/2023	6/1/2022	10,843	10,402	-	21,245
252 School for the Deaf Total	3.00				242,843	10,402	-	253,245
270 Dept. of Career and Technical Education	New	CTE Assistant Supervisor	8/30/2023		181,838	-	-	181,838

Agency	Request Type	Title	Hire Date	Vacant Date	General Funds Requested	Special Funds Requested	Federal Funds Requested	Total Funds Requested
270 Dept. of Career and Technical Education Total								
	1.00				181,838	-	-	181,838
313 Veterans Home	Vacant	Resident Living Specialist	10/18/2023	7/2/2022	-	118,414	-	118,414
313 Veterans Home	Vacant	Resident Living Specialist	10/24/2023	7/7/2022	63,217	-	-	63,217
313 Veterans Home	Vacant	Resident Living Specialist	11/29/2023	9/30/2022	-	102,651	-	102,651
313 Veterans Home	Vacant	Resident Living Specialist	8/1/2023	4/1/2022	-	121,484	-	121,484
313 Veterans Home	Vacant	Resident Living Specialist	8/21/2023	8/2/2022	97,094	-	-	97,094
313 Veterans Home	Vacant	Resident Living Specialist	11/20/2023	9/14/2022	-	51,235	-	51,235
313 Veterans Home Total								
	6.00				160,311	464,239	-	624,550
321 Dept of Veterans Affairs	New	Veterans Benefits Specialist	7/6/2023		99,966	-	-	99,966
321 Dept of Veterans Affairs Total								
	1.00				99,966	-	-	99,966
325 Dept of Health and Human Services	New	Tribal Health Liaison	10/9/2023		-	-	12,502	12,502
325 Dept of Health and Human Services	New	Tribal Health Liaison	7/1/2023		-	-	12,502	12,502
325 Dept of Health and Human Services	New	Tribal Health Liaison	7/1/2023		-	-	12,502	12,502
325 Dept of Health and Human Services	New	Tribal Health Liaison	7/1/2023		-	-	12,502	12,502
325 Dept of Health and Human Services	New	Autopsy Assistant	7/1/2023		65,094	-	-	65,094
325 Dept of Health and Human Services Total								
	5.00				65,094	-	50,008	115,102
380 Job Service North Dakota	New	Employment Advisor	10/2/2023		189,026	-	-	189,026
380 Job Service North Dakota	New	Employment Advisor	10/13/2023		189,026	-	-	189,026
380 Job Service North Dakota Total								
	2.00				378,052	-	-	378,052
401 ND Office of the Insurance Commissioner	Vacant	Company Financial Analyst	7/3/2023	4/6/2023	-	171,232	-	171,232
401 ND Office of the Insurance Commissioner	Vacant	Company Financial Analyst	7/3/2023	7/1/2021	-	171,232	-	171,232
401 ND Office of the Insurance Commissioner	Vacant	Fire Marshal Deputy	8/7/2023	2/17/2023	-	190,334	-	190,334
401 ND Office of the Insurance Commissioner Total								
	3.00				-	532,798	-	532,798
405 ND Industrial Commission	New	Grant Program Admin Assistant	12/4/2023		-	150,743	-	150,743
405 ND Industrial Commission Total								
	1.00				-	150,743	-	150,743
408 Public Service Commission	New	Grid-Rate Electrical Engineer	11/8/2023		239,582	-	-	239,582
408 Public Service Commission	New	Environmental Scientist - Range/Cro	2/12/2024		63,033	-	112,058	175,091
408 Public Service Commission	Vacant	WM Inspector - Heavy Scale	7/24/2023	1/23/2023	153,164	-	-	153,164
408 Public Service Commission	Vacant	Environmental Scientist - Generalis	9/11/2023	5/1/2023	-	-	100,815	100,815
408 Public Service Commission Total								
	4.00				455,779	-	212,873	668,652
413 Dept of Financial Institutions	New	Non-Depository Examiner II	8/1/2023		-	238,000	-	238,000
413 Dept of Financial Institutions	New	Licensing Examiner	9/5/2023		-	230,765	-	230,765
413 Dept of Financial Institutions	New	Financial Inst Examiner III	8/1/2023		-	226,922	-	226,922
413 Dept of Financial Institutions	New	Non-Depository Examiner II	9/1/2023		-	131,055	-	131,055
413 Dept of Financial Institutions	Vacant	Supervising Examiner	9/1/2023	6/29/2023	-	85,467	-	85,467
413 Dept of Financial Institutions Total								
	5.00				-	912,209	-	912,209
473 ND Housing Finance Agency	New	Compliance Accountant	7/6/2023		-	203,797	-	203,797
473 ND Housing Finance Agency	New	Business / Software Analyst	10/23/2023		-	228,980	-	228,980
473 ND Housing Finance Agency	New	Business Analyst	1/16/2024		-	180,141	-	180,141
473 ND Housing Finance Agency	New	Compliance Accountant	4/1/2024		-	106,356	-	106,356
473 ND Housing Finance Agency	Vacant	Compliance Accountant	7/31/2023	5/1/2023	-	248,079	-	248,079
473 ND Housing Finance Agency	Vacant	Agency Accountant	7/31/2023	6/12/2023	-	195,064	22,022	217,086
473 ND Housing Finance Agency Total								
	6.00				-	1,162,417	22,022	1,184,439
474 Dept of Mineral Resources	New	Carbon Capture Underground Sto	7/1/2023		253,726	-	-	253,726
474 Dept of Mineral Resources	New	Carbon Capture Underground Sto	7/1/2023		253,726	-	-	253,726
474 Dept of Mineral Resources	New	Paleontology Lab Tech	8/30/2023		160,116	-	-	160,116

Agency	Request Type	Title	Hire Date	Vacant Date	General Funds Requested	Special Funds Requested	Federal Funds Requested	Total Funds Requested
474 Dept of Mineral Resources	New	Critical Minerals Geologist	10/16/2023		192,600	-	-	192,600
474 Dept of Mineral Resources	New	Storekeeper I	11/1/2023		60,005	-	-	60,005
474 Dept of Mineral Resources	Vacant	Public Info Spec II	8/14/2023	4/1/2023	175,086	-	-	175,086
474 Dept of Mineral Resources	Vacant	Other Not Cls Prof	9/18/2023	6/15/2023	213,660	-	-	213,660
474 Dept of Mineral Resources	Vacant	Other Compl, Insp & Investig	7/13/2023	5/9/2023	257,577	-	-	257,577
474 Dept of Mineral Resources	Vacant	Office Assistant II	7/10/2023	6/6/2023	129,816	-	-	129,816
474 Dept of Mineral Resources Total					1,696,312	-	-	1,696,312
485 Workforce Safety & Insurance	Vacant	Loss Control Prog Specialist	7/17/2023	7/27/2021	-	177,776	-	177,776
485 Workforce Safety & Insurance	Vacant	Admin Assistance	7/17/2023	6/30/2023	-	153,560	-	153,560
485 Workforce Safety & Insurance	Vacant	Medical Bill Auditor	7/10/2023	5/31/2023	-	226,060	-	226,060
485 Workforce Safety & Insurance	Vacant	Claims Adjuster I	8/28/2023	5/31/2023	-	152,277	-	152,277
485 Workforce Safety & Insurance	Vacant	Customer Service Rep	8/15/2023	6/30/2023	-	136,668	-	136,668
485 Workforce Safety & Insurance	Vacant	Office Services Admin	9/25/2023	10/29/2021	-	123,426	-	123,426
485 Workforce Safety & Insurance	Vacant	Paralegal	12/4/2023	12/31/2021	-	54,291	-	54,291
485 Workforce Safety & Insurance	Vacant	Underwriter	1/1/2024	4/18/2022	-	123,426	-	123,426
485 Workforce Safety & Insurance Total					-	1,147,484	-	1,147,484
530 Dept of Corrections and Rehabilitation	New	Corrections Agent II	7/1/2023		157,411	-	-	157,411
530 Dept of Corrections and Rehabilitation	New	Human Resource Coordinator	7/17/2023		175,183	-	-	175,183
530 Dept of Corrections and Rehabilitation	New	Correctional Officer II	7/17/2023		159,773	-	-	159,773
530 Dept of Corrections and Rehabilitation	New	Correctional Officer II	7/1/2023		165,000	-	-	165,000
530 Dept of Corrections and Rehabilitation	New	Juv Corr Youth Family Agent	8/1/2023		207,211	-	-	207,211
530 Dept of Corrections and Rehabilitation	New	Treatment Coordinator HRCC	7/1/2023		203,091	-	-	203,091
530 Dept of Corrections and Rehabilitation	New	Parole Prob Officer III	7/1/2023		131,639	-	-	131,639
530 Dept of Corrections and Rehabilitation	New	PTS Lead Officer	8/1/2023		136,775	-	-	136,775
530 Dept of Corrections and Rehabilitation	New	Parole Prob Officer II	7/17/2023		111,970	-	-	111,970
530 Dept of Corrections and Rehabilitation	New	Parole Prob Officer II	7/17/2023		111,970	-	-	111,970
530 Dept of Corrections and Rehabilitation	New	Parole Prob Officer II	8/3/2023		111,970	-	-	111,970
530 Dept of Corrections and Rehabilitation	New	Parole Prob Officer III	7/1/2023		186,356	-	-	186,356
530 Dept of Corrections and Rehabilitation	New	Parole Prob Officer III	7/1/2023		186,356	-	-	186,356
530 Dept of Corrections and Rehabilitation	New	Comm Corrections Case Mngr PTS	8/3/2023		155,920	-	-	155,920
530 Dept of Corrections and Rehabilitation	New	Parole Prob Officer II PTS	7/1/2023		155,920	-	-	155,920
530 Dept of Corrections and Rehabilitation	New	Parole Prob Officer II PTS	8/3/2023		155,920	-	-	155,920
530 Dept of Corrections and Rehabilitation	New	Residential Treatment Agent I	7/17/2023		155,920	-	-	155,920
530 Dept of Corrections and Rehabilitation	New	Residential Treatment Agent I	8/3/2023		155,920	-	-	155,920
530 Dept of Corrections and Rehabilitation	New	Correctional Case Manager	7/1/2023		136,398	-	-	136,398
530 Dept of Corrections and Rehabilitation	New	Correctional Case Manager	7/1/2023		136,398	-	-	136,398
530 Dept of Corrections and Rehabilitation	New	Correctional Case Manager	7/1/2023		136,398	-	-	136,398
530 Dept of Corrections and Rehabilitation	New	Correctional Case Manager	7/1/2023		136,398	-	-	136,398
530 Dept of Corrections and Rehabilitation	New	Correctional Case Manager	7/1/2023		136,398	-	-	136,398
530 Dept of Corrections and Rehabilitation	Vacant	Sergeant	7/2/2023	2/17/2023	175,729	-	-	175,729
530 Dept of Corrections and Rehabilitation	Vacant	Sergeant	7/2/2023	5/1/2023	175,730	-	-	175,730
530 Dept of Corrections and Rehabilitation	Vacant	Correctional Officer II	7/2/2023	6/1/2023	164,880	-	-	164,880
530 Dept of Corrections and Rehabilitation	Vacant	Dental Assistant	7/5/2023	6/2/2023	203,651	-	-	203,651
530 Dept of Corrections and Rehabilitation	Vacant	RN Case Manager	7/5/2023	9/27/2022	253,352	-	-	253,352
530 Dept of Corrections and Rehabilitation	Vacant	Correctional Officer I	7/17/2023	6/1/2022	154,686	-	-	154,686
530 Dept of Corrections and Rehabilitation	Vacant	Account Budget Spec I	7/17/2023	6/1/2023	-	177,655	-	177,655

Agency	Request Type	Title	Hire Date	Vacant Date	General Funds Requested	Special Funds Requested	Federal Funds Requested	Total Funds Requested
530 Dept of Corrections and Rehabilitation	Vacant	Juvenile Inst Res Spec I	7/17/2023	2/1/2022	166,180	-	-	166,180
530 Dept of Corrections and Rehabilitation	Vacant	Correctional Officer II	7/17/2023	10/1/2022	160,172	-	-	160,172
530 Dept of Corrections and Rehabilitation	Vacant	Correctional Officer II	7/17/2023	2/1/2023	160,172	-	-	160,172
530 Dept of Corrections and Rehabilitation	Vacant	Sergeant	7/17/2023	10/1/2022	179,584	-	-	179,584
530 Dept of Corrections and Rehabilitation	Vacant	Juvenile Inst Res Spec I	8/1/2023	6/1/2023	160,217	-	-	160,217
530 Dept of Corrections and Rehabilitation	Vacant	Protective Svcs II	8/3/2023	4/22/2023	160,217	-	-	160,217
530 Dept of Corrections and Rehabilitation	Vacant	Security Officer I	8/3/2023	6/10/2023	155,520	-	-	155,520
530 Dept of Corrections and Rehabilitation	Vacant	Grants Contracts Officer II	8/3/2023	8/1/2022	35,537	220,667	-	256,204
530 Dept of Corrections and Rehabilitation	Vacant	Correctional Officer II	8/3/2023	10/1/2022	161,402	-	-	161,402
530 Dept of Corrections and Rehabilitation	Vacant	Correctional Officer I	8/3/2023	6/17/2023	161,402	-	-	161,402
530 Dept of Corrections and Rehabilitation	Vacant	Residential Treatment Agent I	8/3/2023	4/19/2023	193,313	-	-	193,313
530 Dept of Corrections and Rehabilitation	Vacant	Comm Corrections Case Mngr PTS	8/3/2023	7/1/2020	193,313	-	-	193,313
530 Dept of Corrections and Rehabilitation	Vacant	Parole Prob Officer II	8/3/2023	4/25/2023	217,188	-	-	217,188
530 Dept of Corrections and Rehabilitation	Vacant	Food Service Director I	8/3/2023	10/1/2021	190,256	-	-	190,256
530 Dept of Corrections and Rehabilitation	Vacant	Human Relations Counselor	8/3/2023	5/27/2023	197,972	-	-	197,972
530 Dept of Corrections and Rehabilitation	Vacant	Correctional Officer I	8/3/2023	4/25/2023	155,520	-	-	155,520
530 Dept of Corrections and Rehabilitation	Vacant	Correctional Officer II	8/3/2023	10/1/2022	154,414	-	-	154,414
530 Dept of Corrections and Rehabilitation	Vacant	Parole Prob Officer II	8/3/2023	6/1/2023	192,148	-	-	192,148
530 Dept of Corrections and Rehabilitation	Vacant	Human Relations Counselor	8/3/2023	6/9/2023	197,972	-	-	197,972
530 Dept of Corrections and Rehabilitation	Vacant	Security Officer I	8/3/2023	4/1/2022	160,217	-	-	160,217
530 Dept of Corrections and Rehabilitation	Vacant	Correctional Officer I	8/3/2023	5/5/2023	155,520	-	-	155,520
530 Dept of Corrections and Rehabilitation	Vacant	Correctional Officer I	8/3/2023	5/8/2023	155,520	-	-	155,520
530 Dept of Corrections and Rehabilitation	Vacant	Correctional Officer I	8/3/2023	3/1/2023	155,520	-	-	155,520
530 Dept of Corrections and Rehabilitation	Vacant	Correctional Officer I	7/1/2023	12/1/2022	150,142	-	-	150,142
530 Dept of Corrections and Rehabilitation	Vacant	Residential Treatment Agent I	8/14/2023	3/10/2023	154,525	-	-	154,525
530 Dept of Corrections and Rehabilitation	Vacant	Residential Treatment Agent I	8/14/2023	5/24/2023	134,105	-	-	134,105
530 Dept of Corrections and Rehabilitation	Vacant	Human Relations Counselor	8/3/2023	5/30/2023	182,569	-	-	182,569
530 Dept of Corrections and Rehabilitation	Vacant	Registered Nurse I	8/1/2023	5/1/2023	193,434	-	-	193,434
530 Dept of Corrections and Rehabilitation	Vacant	Correctional Case Manager	8/1/2023	1/1/2020	203,760	-	-	203,760
530 Dept of Corrections and Rehabilitation	Vacant	Correctional Officer II	8/1/2023	3/15/2022	93,488	-	-	93,488
530 Dept of Corrections and Rehabilitation	Vacant	Correctional Officer II	8/1/2023	3/15/2022	56,997	-	-	56,997
530 Dept of Corrections and Rehabilitation	Vacant	Licensed Practical Nurse I	9/7/2023	3/22/2023	167,087	-	-	167,087
530 Dept of Corrections and Rehabilitation Total	63.00				9,926,104	398,322	-	10,324,426
540 Office of Adjutant General	New	Watch Center Manager	8/21/2023		202,340	-	-	202,340
540 Office of Adjutant General	New	Watch Center Informatics Coord	10/2/2023		174,048	-	-	174,048
540 Office of Adjutant General	New	Watch Center Officer	10/16/2023		157,745	-	-	157,745
540 Office of Adjutant General	New	Watch Center Officer	10/16/2023		157,745	-	-	157,745
540 Office of Adjutant General	New	Deputy Dir Ops and Trng Mngr	8/1/2023		130,309	86,873	-	217,182
540 Office of Adjutant General Total	5.00				822,187	86,873	-	909,060
601 Dept of Commerce	New	Talent Attraction Specialist	7/6/2023		202,940	-	-	202,940
601 Dept of Commerce	New	Grant Administrator	4/1/2024		140,000	-	-	140,000
601 Dept of Commerce	Vacant	Community Dev Coordinator	11/20/2023	2/27/2023	155,348	-	-	155,348
601 Dept of Commerce Total	3.00				498,288	-	-	498,288
602 Dept of Agriculture	New	Professional Svcs II	9/1/2023		210,407	-	-	210,407
602 Dept of Agriculture Total	1.00				210,407	-	-	210,407
630 NDSU Extension Service	Vacant	Ext Agent Slope Co	8/21/2023	4/1/2023	104,652	51,300	-	155,952
630 NDSU Extension Service	Vacant	Ext Agent Eddy Co	7/17/2023	3/1/2023	124,696	59,950	-	184,646

Agency	Request Type	Title	Hire Date	Vacant Date	General Funds Requested	Special Funds Requested	Federal Funds Requested	Total Funds Requested
630 NDSU Extension Service	Vacant	Ext Agent Ward Co	8/30/2023	6/3/2023	104,064	51,517	-	155,581
630 NDSU Extension Service	Vacant	Administrative Assistant	8/22/2023	10/15/2022	140,220	-	-	140,220
630 NDSU Extension Service	Vacant	Full Stack Dev/Sr Software Engineer	11/1/2023	3/25/2023	254,569	-	-	254,569
630 NDSU Extension Service	Vacant	Office Support Admin	9/11/2023	5/16/2023	72,963	-	-	72,963
630 NDSU Extension Service	Vacant	Sr Accounting Specialist	8/16/2023	6/5/2023	49,464	-	-	49,464
630 NDSU Extension Service	Vacant	Center Director	12/16/2023	11/1/2022	82,484	-	-	82,484
630 NDSU Extension Service	Vacant	Ext Agent ANR Adams Co	1/2/2024	5/16/2023	83,434	40,502	-	123,936
630 NDSU Extension Service	Vacant	EFNEP/FNP Program Coordinator	1/22/2024	6/3/2023	27,336	109,345	-	136,681
630 NDSU Extension Service	Vacant	Ext Agent Rolette Co	1/8/2024	6/1/2023	87,780	43,890	-	131,670
630 NDSU Extension Service	Vacant	Computer Programmer	8/1/2023	3/2/2023	170,230	-	-	170,230
630 NDSU Extension Service	Vacant	Ext Agent FCW McHenry Co	1/22/2024	6/3/2023	84,746	41,953	-	126,699
630 NDSU Extension Service Total					1,386,638	398,457	-	1,785,095
640 NDSU Main Research Center	Vacant	Office Support Admin	9/11/2023	5/16/2023	72,963	-	-	72,963
640 NDSU Main Research Center	Vacant	Sr Accounting Specialist	8/16/2023	6/5/2023	84,796	-	-	84,796
640 NDSU Main Research Center	Vacant	Business Manager	12/16/2023	4/16/2023	194,513	-	-	194,513
640 NDSU Main Research Center	Vacant	Ag Facilities Manager	7/10/2023	6/3/2023	268,576	-	-	268,576
640 NDSU Main Research Center	Vacant	Research Specialist	8/16/2023	4/4/2023	112,458	37,486	-	149,944
640 NDSU Main Research Center	Vacant	Research Specialist	10/1/2023	7/16/2021	115,549	38,516	-	154,065
640 NDSU Main Research Center	Vacant	Administrative Secretary	7/31/2023	5/1/2023	111,671	-	-	111,671
640 NDSU Main Research Center	Vacant	Asst Prof Soil Health	9/1/2023	6/1/2022	201,076	-	-	201,076
640 NDSU Main Research Center	Vacant	Veterinary Anatomic Pathologist	8/8/2023	3/7/2023	402,073	-	-	402,073
640 NDSU Main Research Center	Vacant	Assistant Professor	8/1/2023	5/22/2021	231,389	-	-	231,389
640 NDSU Main Research Center	Vacant	Account Technician	10/9/2023	12/17/2022	79,745	-	-	79,745
640 NDSU Main Research Center Total					1,874,809	76,002	-	1,950,811
644 Langdon Research Center	New	Research Specialist - Clubroot Fung	8/21/2023		157,183	-	-	157,183
644 Langdon Research Center Total					157,183	-	-	157,183
645 North Central Research Center	Vacant	Research Agronomist	9/1/2023	4/2/2023	60,455	-	-	60,455
645 North Central Research Center Total					60,455	-	-	60,455
646 Williston Research Center	Vacant	Center Director	12/18/2023	11/1/2022	110,850	-	-	110,850
646 Williston Research Center Total					110,850	-	-	110,850
647 Carrington Research Center	Vacant	Assoc R/E Ctr Specialist	9/1/2023	5/17/2022	112,301	-	-	112,301
647 Carrington Research Center Total					112,301	-	-	112,301
701 State Historical Society	New	New Media Specialist	8/14/2023		172,420	-	-	172,420
701 State Historical Society	New	Public Info Spec II	9/18/2023		108,574	-	-	108,574
701 State Historical Society	New	Admin Staff Officer I	7/1/2023		44,850	-	-	44,850
701 State Historical Society	New	Storekeeper I	7/1/2023		-	159,470	-	159,470
701 State Historical Society	New	Assistant Store Manager	7/1/2023		-	178,032	-	178,032
701 State Historical Society	New	Admin Staff Officer II	7/1/2023		-	232,375	-	232,375
701 State Historical Society	Vacant	Public Info Spec II	9/18/2023	5/31/2023	87,435	-	-	87,435
701 State Historical Society	Vacant	Custodian	8/29/2023	5/16/2023	114,680	-	-	114,680
701 State Historical Society Total					527,959	569,877	-	1,097,836
720 Game and Fish Dept	New	NW SW Fisheries Dist Super	8/14/2023		-	54,033	162,098	216,131
720 Game and Fish Dept	New	Game Warden Investigator	7/1/2023		-	249,821	27,758	277,579
720 Game and Fish Dept	New	PLI Habitat Manager	7/1/2023		-	130,381	130,380	260,761
720 Game and Fish Dept	New	PLI Biologist I	8/1/2023		-	43,647	130,941	174,588
720 Game and Fish Dept	New	ANS Biologist I	10/16/2023		-	78,616	78,616	157,232
720 Game and Fish Dept Total					-	556,498	529,793	1,086,291

Agency	Request Type	Title	Hire Date	Vacant Date	General Funds Requested	Special Funds Requested	Federal Funds Requested	Total Funds Requested
750 Dept of Parks and Recreation	New	Public Information Specialist	7/3/2023		21,988	-	-	21,988
750 Dept of Parks and Recreation	New	Site Supervisor	7/3/2023		-	21,988	-	21,988
750 Dept of Parks and Recreation	New	Administrative Assistant II	7/3/2023		21,988	-	-	21,988
750 Dept of Parks and Recreation	New	Admin Assistant II	7/3/2023		21,366	-	-	21,366
750 Dept of Parks and Recreation	New	State Park Interpreter	7/3/2023		23,598	-	-	23,598
750 Dept of Parks and Recreation Total	5.00				88,940	21,988	-	110,928
770 Dept of Water Resources	New	Natural Resources Svcs IV	7/3/2023		-	197,626	-	197,626
770 Dept of Water Resources	New	Hydrologist II	7/1/2023		-	252,886	-	252,886
770 Dept of Water Resources	New	Water Resource Engineer	7/1/2023		-	252,886	-	252,886
770 Dept of Water Resources Total	3.00				-	703,398	-	703,398
801 Dept of Transportation	New	Driver License Examiner I	8/16/2023		-	152,024	-	152,024
801 Dept of Transportation	New	Driver License Examiner I	8/16/2023		-	152,024	-	152,024
801 Dept of Transportation	New	IFTA IRP Auditor	7/1/2023		-	207,498	-	207,498
801 Dept of Transportation	New	IFTA IRP Auditor	7/1/2023		-	207,498	-	207,498
801 Dept of Transportation	New	Transportation Technician II	7/17/2023		-	135,711	-	135,711
801 Dept of Transportation	New	Account Budget Spec II	8/1/2023		-	238,000	-	238,000
801 Dept of Transportation	New	Transportation Technician II	8/1/2023		-	135,711	-	135,711
801 Dept of Transportation	New	Transportation Technician II	8/1/2023		-	135,711	-	135,711
801 Dept of Transportation	New	Transportation Technician I	8/1/2023		-	135,711	-	135,711
801 Dept of Transportation	New	IFTA IRP Auditor	8/16/2023		-	207,498	-	207,498
801 Dept of Transportation	New	Transportation Technician II	8/16/2023		-	135,711	-	135,711
801 Dept of Transportation	New	Purchasing Agent I	9/1/2023		-	209,000	-	209,000
801 Dept of Transportation	New	Transportation Engineer III	9/18/2023		-	207,498	-	207,498
801 Dept of Transportation	New	IFTA IRP Auditor	9/18/2023		-	207,498	-	207,498
801 Dept of Transportation	New	Transportation Engineer II	10/2/2023		-	207,498	-	207,498
801 Dept of Transportation	New	Transportation Technician II	10/16/2023		-	135,714	-	135,714
801 Dept of Transportation	New	Assistant CFO	1/16/2024		-	268,000	-	268,000
801 Dept of Transportation	New	Transportation Technician II	2/16/2024		-	135,711	-	135,711
801 Dept of Transportation	New	Transportation Technician II	3/1/2024		-	135,711	-	135,711
801 Dept of Transportation	Vacant	Transportation Technician II	7/5/2023	3/31/2023	-	7,400,000	-	7,400,000
801 Dept of Transportation Total	20.00				-	10,749,725	-	10,749,725
Grand Total:	269.00				26,574,154	24,402,107	1,625,605	52,601,866

Legislative Mandated FTE Funding Pool:		General Fund	Special Funds	Federal Funds	Total Funds
New FTE Funding Pool		16,688,360	19,530,972	2,976,503	39,195,835
Vacant FTE Funding Pool		23,389,135	27,956,392	7,622,380	58,967,907
Total New & Vacant FTE Funding Pool Beginning Balance		40,077,495	47,487,364	10,598,883	98,163,742
FTE Funding Pool Distributed as of 4/30/2024		26,574,154	24,402,107	1,625,605	52,601,866
Total FTE Funding Pool Remaining as of 4/30/2024		13,503,341	23,085,257	8,973,278	45,561,876
Percent of FTE Funding Pool Remaining as of 4/30/2024		34%	49%	85%	46%

Summary of Vacancy Savings as Reported by Executive Agencies

July 2023 - April 2024

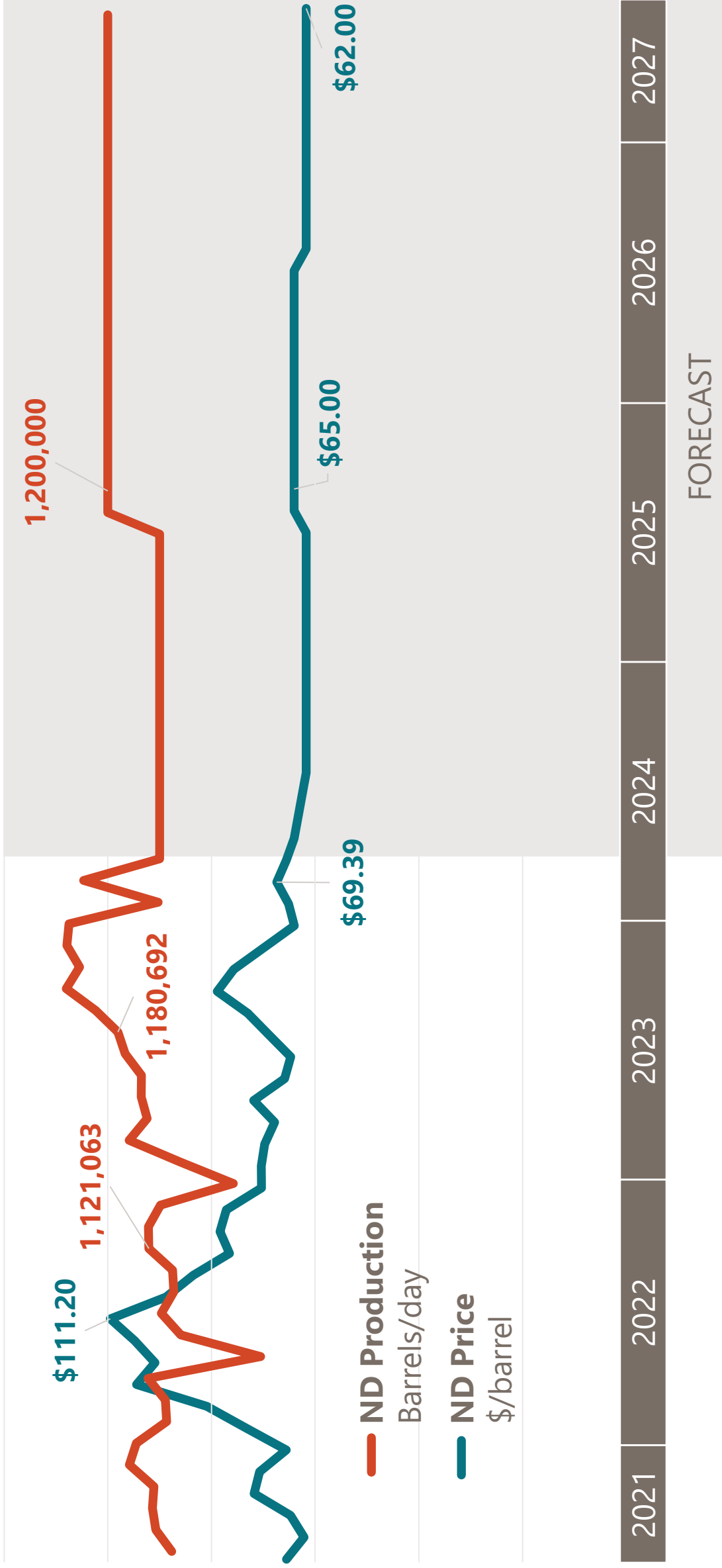
SB 2393 Section 16 Subsection 8c

	Jul-23	Aug-23	Sep-23	Oct-23	Nov-23	Dec-23	Jan-24	Feb-24	Mar-24	Apr-24	Cumulative Total
Est. Vacancy Savings	6,407,814	6,418,780	6,517,403	6,317,777	6,506,936	6,308,568	6,059,338	6,148,484	6,106,328	6,114,609	62,906,036
Use of vacant position savings:											
Accrued Leave Payouts	259,460	348,235	285,432	184,659	301,806	444,484	393,332	216,003	316,973	368,186	3,118,570
Extra Salary Increases	36,373	31,938	51,982	27,072	67,792	45,274	63,622	102,642	115,890	87,824	630,407
Bonuses	195,794	190,626	236,457	231,426	99,326	155,604	175,284	170,106	119,528	76,228	1,650,379
Incentive/Location Pay	377,355	346,930	365,785	346,703	381,681	390,348	374,788	354,293	383,181	341,782	3,662,844
Reclassifications	147,595	5,958	13,820	15,973	153,771	27,132	92,801	58,025	29,150	30,656	574,881
Extra Temporary Salary Funding	317,086	631,633	356,327	288,020	266,714	230,525	197,644	256,097	228,577	270,438	3,043,062
Extra Overtime Funding	811,625	692,368	868,635	613,834	877,590	920,997	889,227	759,701	900,689	475,921	7,810,587
Other	397,314	953,430	1,081,792	912,742	956,175	829,031	1,054,286	977,806	868,636	1,088,399	9,119,610
Total	3,865,213	3,217,662	3,257,173	3,697,349	3,402,079	3,265,173	2,818,355	3,253,813	3,143,704	3,375,175	33,295,696
Vacant Positions:	975	930	895	855	790	788	766	779	761	762	

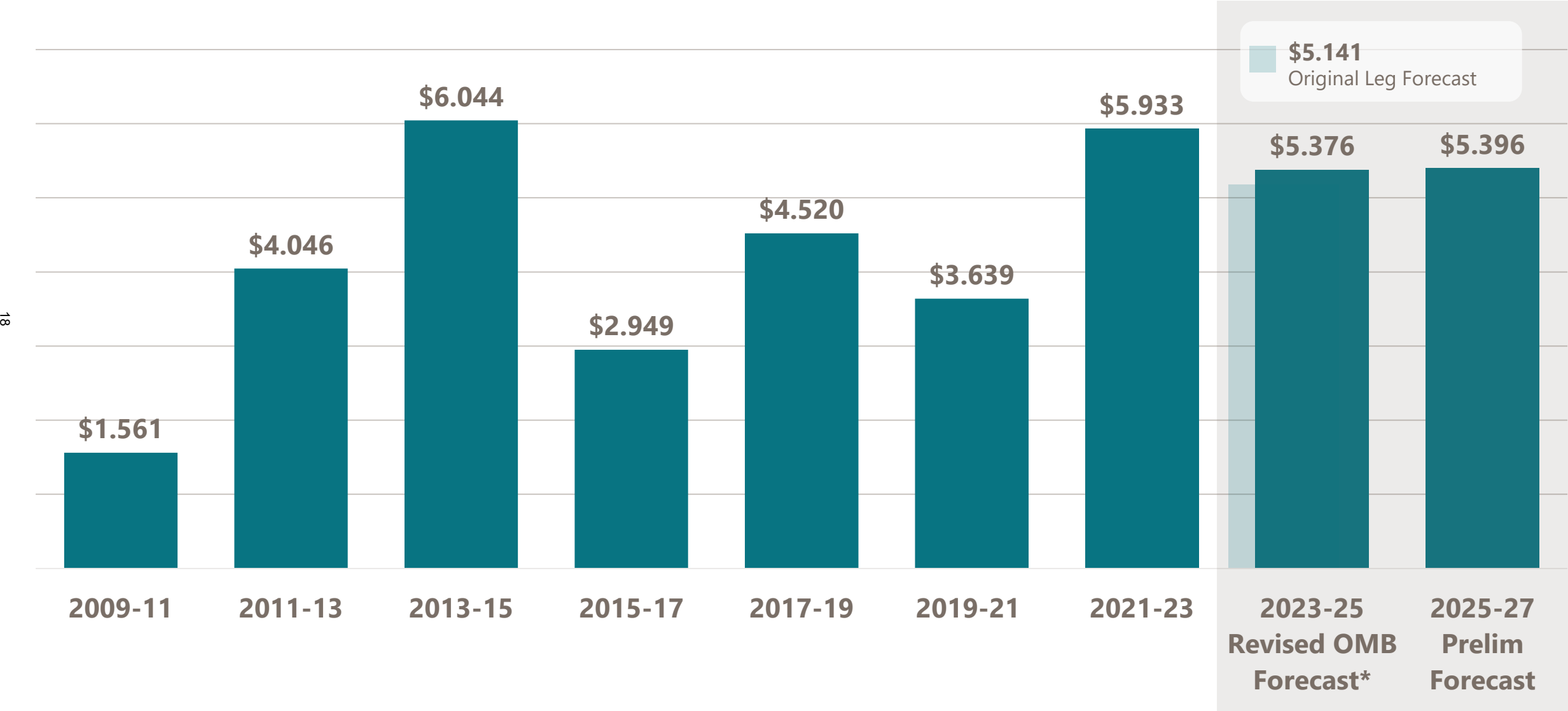
EXECUTIVE BUDGET GUIDELINE PRINCIPLES



ND OIL PRICE AND PRODUCTION



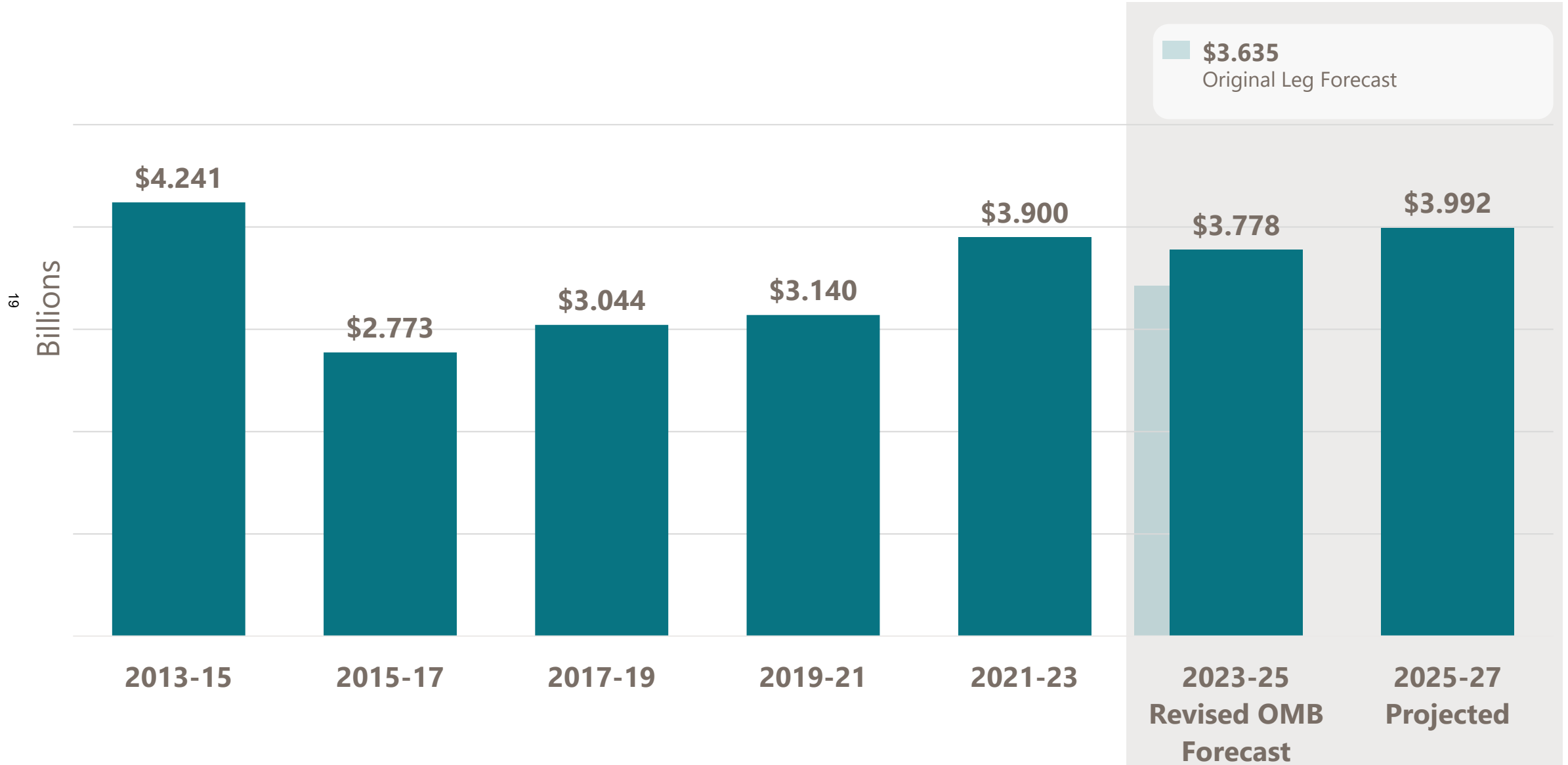
ND OIL TAX REVENUES



*Based on actuals to date.

GENERAL FUND ONGOING REVENUES

FOUR MAJOR TAX TYPES – MODEST INCREASE



2024 BUDGET PROCESS TIMELINE

