Statewide Longitudinal Data System (SLDS)

SLDS Features



PK-12 Public Education

The public may view education data on a state, district, or school level.



Career & Technical Education

View Career and Technical Education data including the pathways to careers and skills.



Higher Education

The public may view post-secondary education system data by college / institution or program / degree offerings.

SLDS Features



Research Support

Research is conducted to provide policy makers and agencies insight into outcomes of participants.



Workforce

The public may explore occupations, high demand careers, and postsecondary outcomes as it relates to ND workforce.

SLDS Features



Public Data Download

Researchers can download datasets to conduct their own research.



Training

Multiple training opportunities within the SLDS exist for both in-service and pre-service educators.



Reporting Tools

Reporting tools are provided to schools, students, agencies, and the public to explore and analyze data.

Educators Portal

Student/Parent Portals

SLDS Research

Answering questions using education and workforce data

- Questions can come from multiple places
  - SLDS data contributors
    - DPI, NDUS, Job Service, ESPB
  - Legislature
  - External data requests
    - PhD students within North Dakota
- All data requests are funneled through the SLDS Research Subcommittee, made up of members from DPI, NDUS, and Job Service
- The results can range from data requests (csv), descriptive statistics, inference, web apps, etc!

SLDS Research

ND K-12 Teacher Retention Study

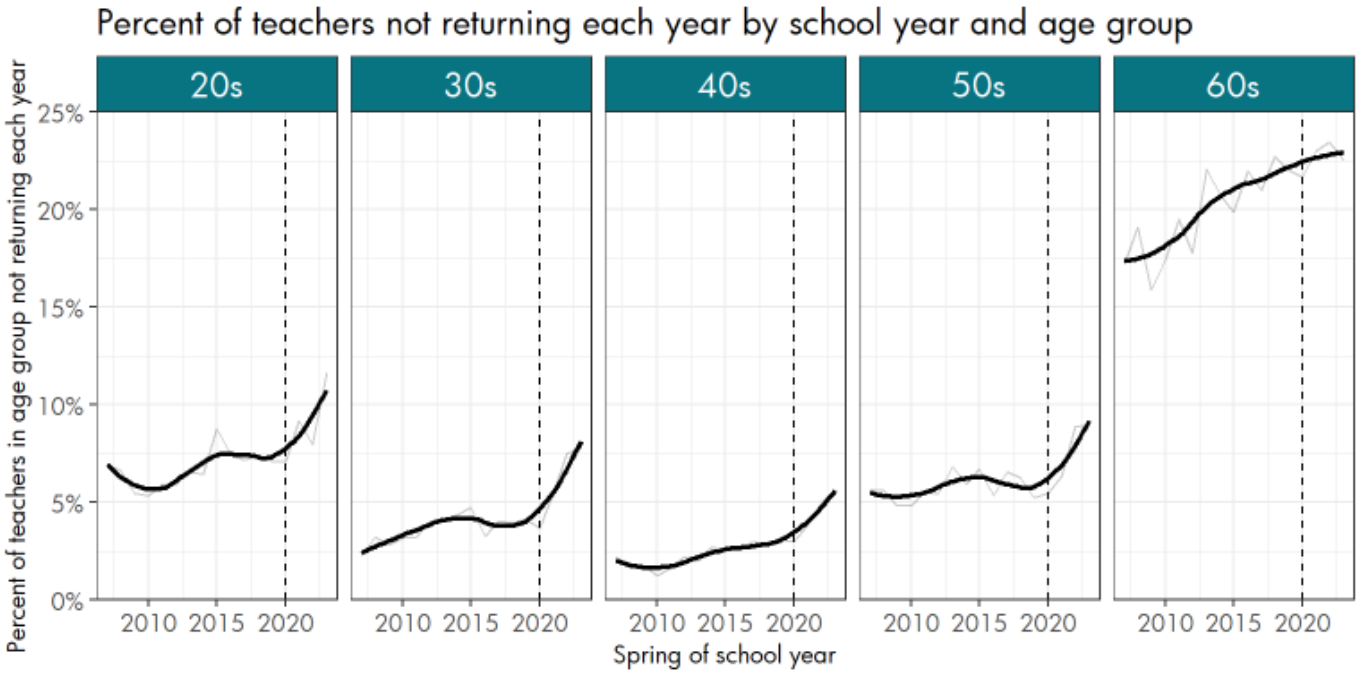

Figure 4: Percentage of teachers leaving teaching by age group and school year

- From 2007-09, the median age of departing teachers was 55.
- From 2021-23, the median age of departing teachers was 42.

- Teachers leaving the profession have had a median wage change of -$3,216 after leaving teaching.

SLDS Research

Early elementary factors influencing likelihood of graduation

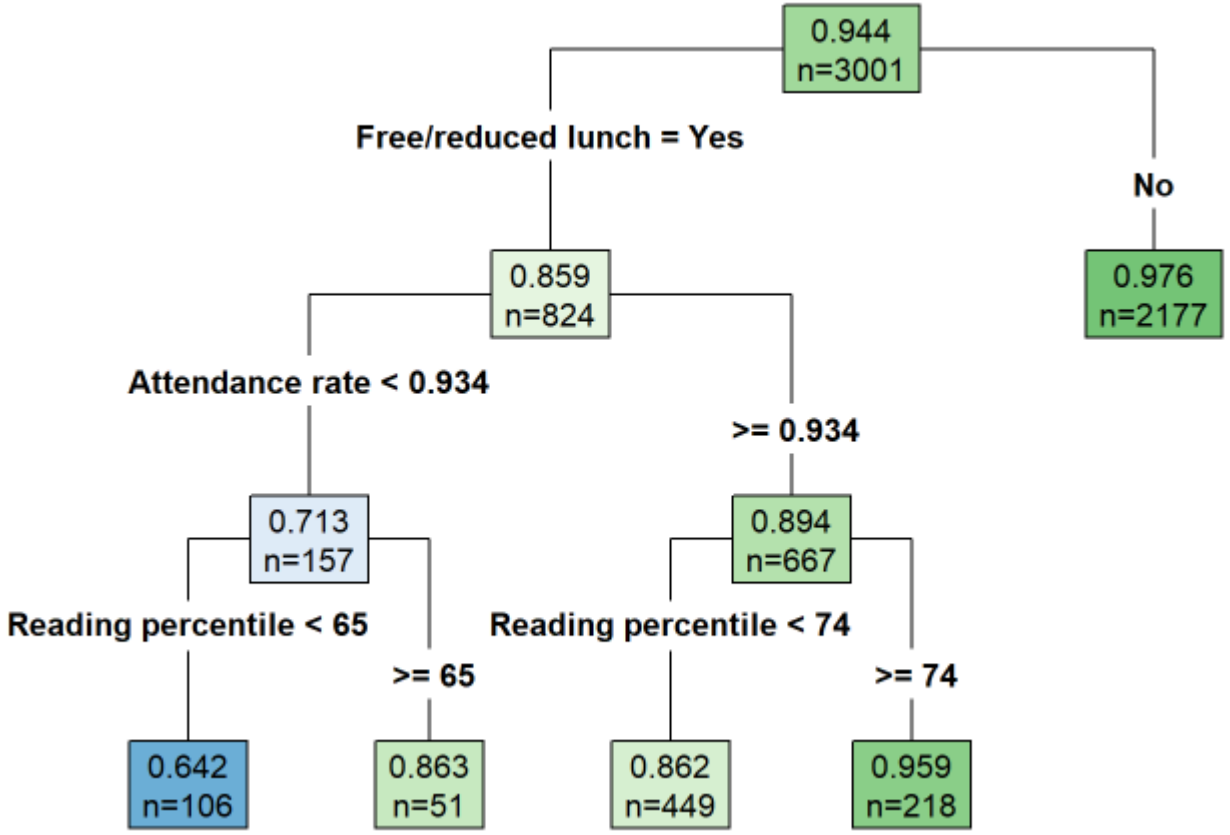

- Since SLDS data goes back to 2008, we have a unique ability to answer long-term education and workforce questions in the state.
- For first graders, the most important factors for graduation are socioeconomic status, attendance, and reading ability.

SLDS Research

Advanced high school coursework research

	NDUS	ND private	Out of state
Took dual credit	79.2%	4.6%	16.2%
Did not take dual credit	69.3%	4.4%	26.4%

- Numerous advanced high school coursework studies have been completed
- Students who take dual credit coursework are more likely to attend college in-state and more likely to pass all attempted credits in their first year.

SLDS Research

High school to postsecondary research

- With around 16 years of data, we can answer many questions about what makes a student successful in postsecondary, along with monitoring changes in the educational landscape.
- For example, when benchmarked against ACT and postsecondary success rates, GPAs are becoming artificially inflated in North Dakota

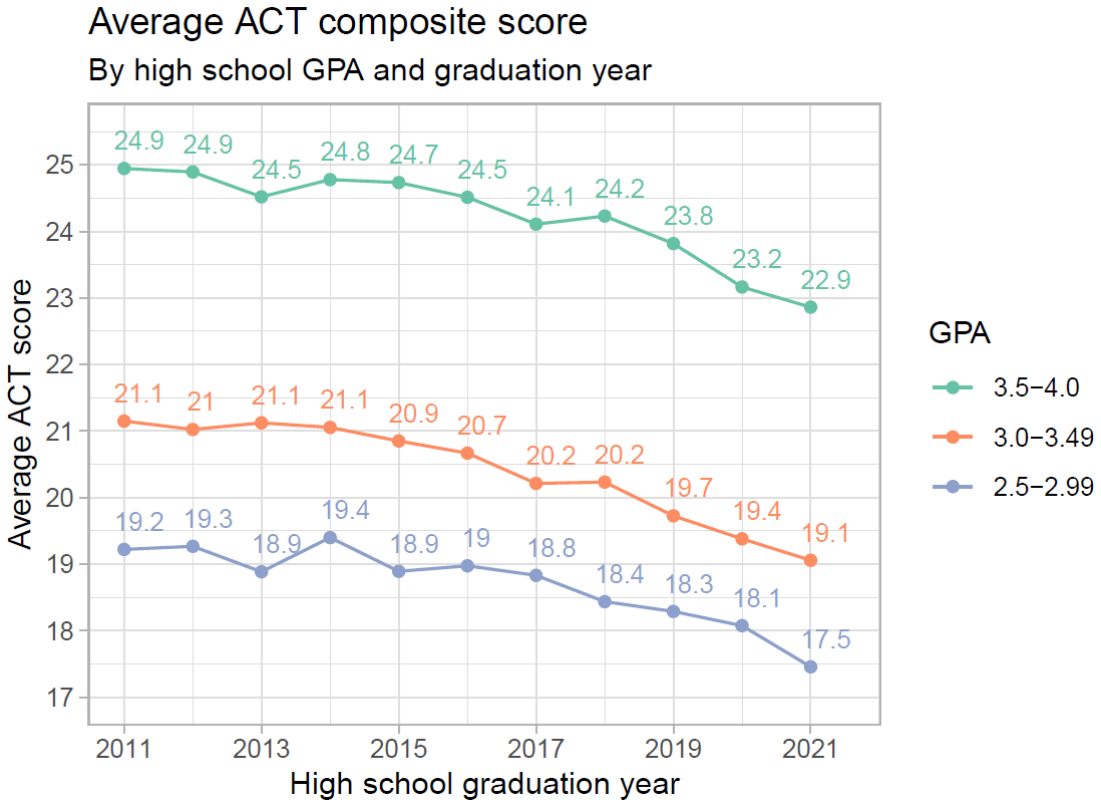

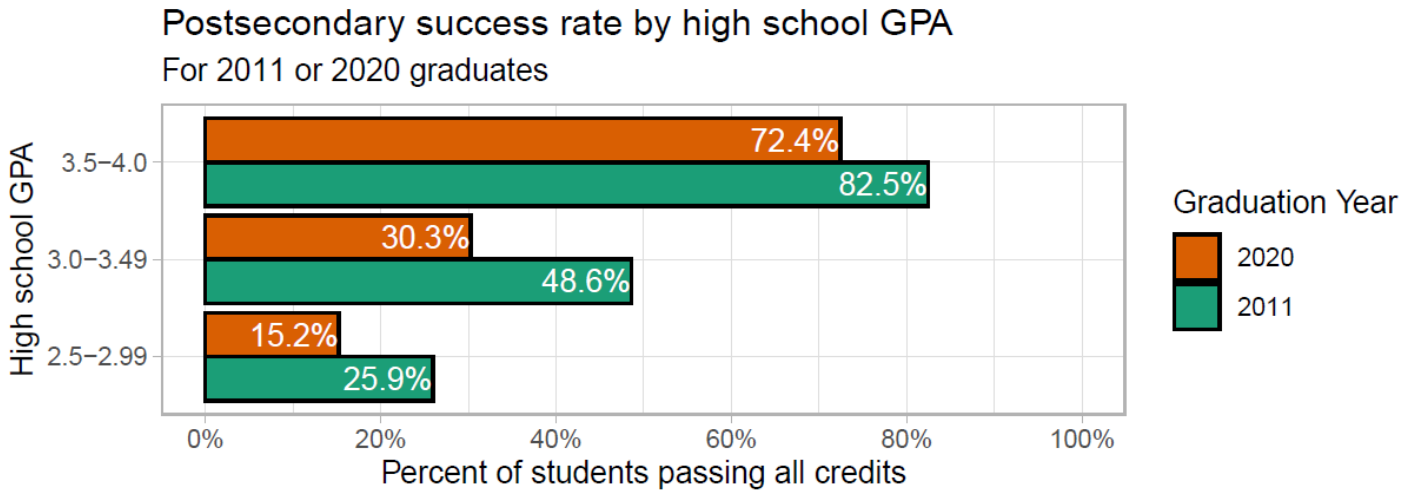

SLDS Training

- Over the past two years we have seen a huge increase in training requests
- Workshops are already scheduled out to April of 2025!



Communication

- We have started to provide information (non PII) for SLDS on social media
- Newsletters are sent out monthly to stakeholders





Stay In the Know:

- Teacher Professional Learning
- Student Events
- Grant Opportunities

Scan the QR code to sign up for Edutech newsletter updates.

SLDS Workshops

- SLDS trainings are now offered online, as well as in person. This has been a positive as it helps lessen travel for the education community and need for substitute teachers. They can fill “in house” making the trainings overall more cost effective.







Develop your data college course

- We continue to register between 60-100 ND University students a semester, for the Develop Your Data Mindset online course.
- We also present to colleges throughout the year and offer student teacher access to SLDS under their co-operating teacher.



Widely used dashboards



DISTRICT/SCHOOL ROSTER



TEACHER ROSTER



STUDENT ROSTER

2024-2025 Timeline

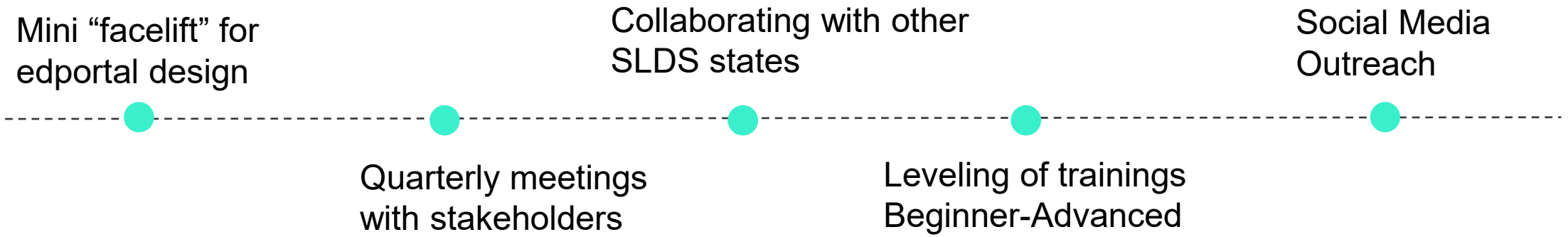

Public Reporting

- Continues to grow and expand
- Parents/Students Career Exploration

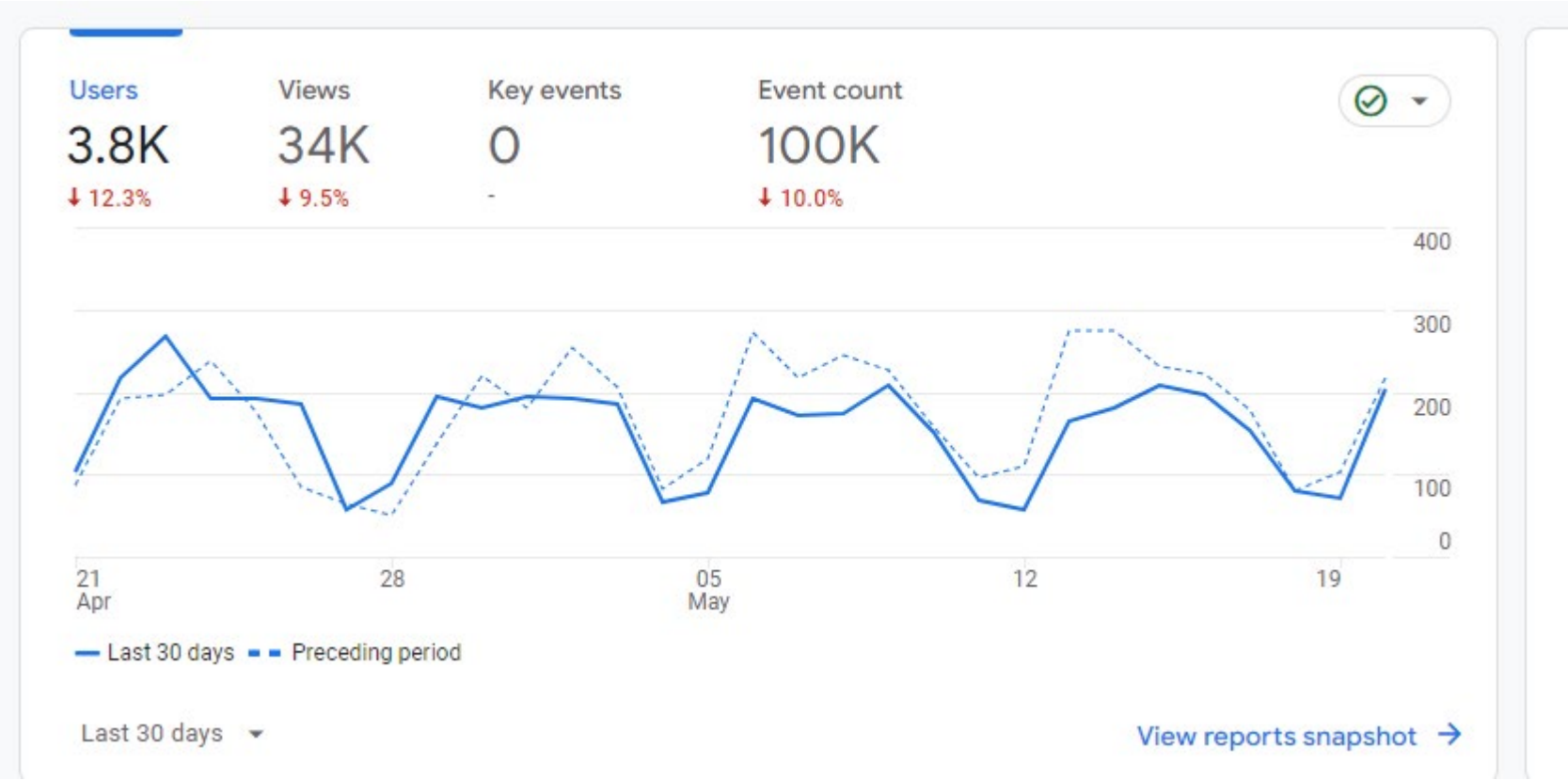

INSIGHTS.ND.GOV
Provided by SLDS

NDUS Marketing

- All Institutions are marketing programs (replaces choose ND)
- QR codes sent to students



Career and Technical Education

- Expanded to include CTE and defined pathways to completing an Area of Study

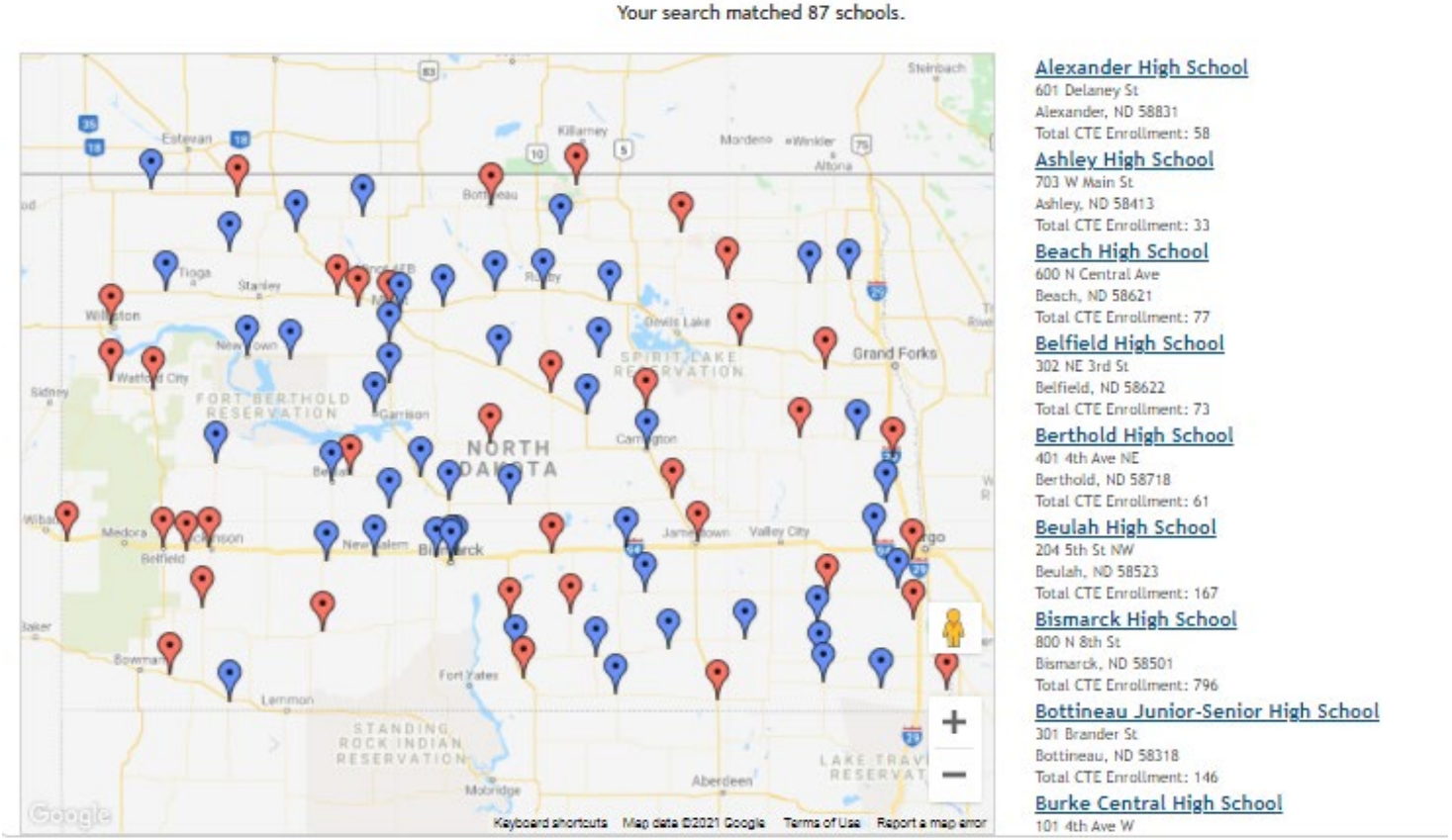

Digital Credentials

- Citizens will collect and share Learning and Employment Records (LERs)
- Standards are now emerging throughout the nation with Verifiable Credentials and LERs

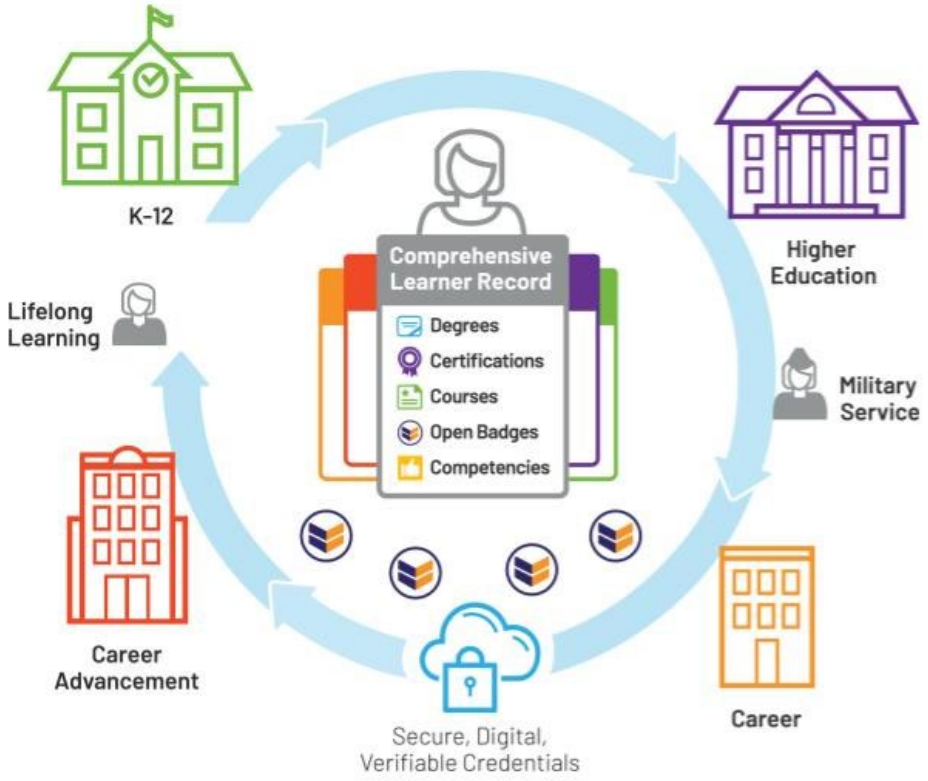

Digital Credentials

- ND Wallet with Badges and HS Transcript are available to students today



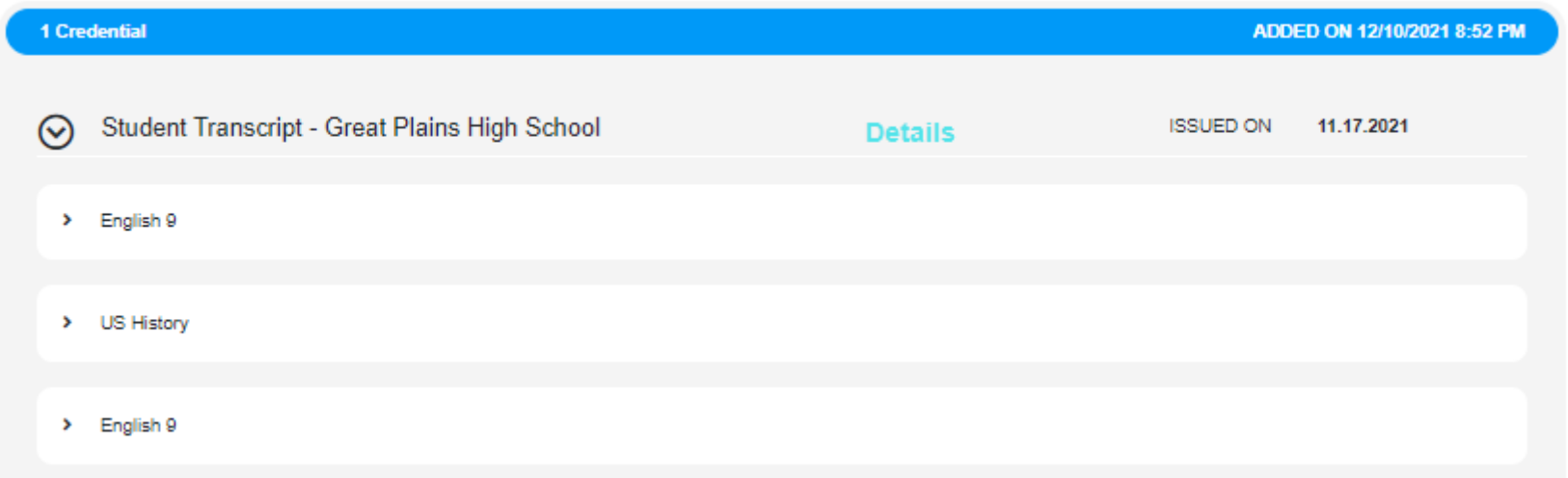

Digital Credentials

- Bismarck State College moving to issuing credentials/degrees to student wallets
- Working to publish all institutions credentials to a national Credential Registry (Credential Engine)
- Current work
  - Creating an open-source credentials issuer for any ND entity that chooses to issue credentials
  - Updates to the wallets for ease of use

District Roster

- This dashboards tracks the grade levels, and shows trends in subject areas overtime



School Roster

- This dashboard shows assessment results over time at specific grade levels, and can be filtered by grade, assessment, subject, and test period.

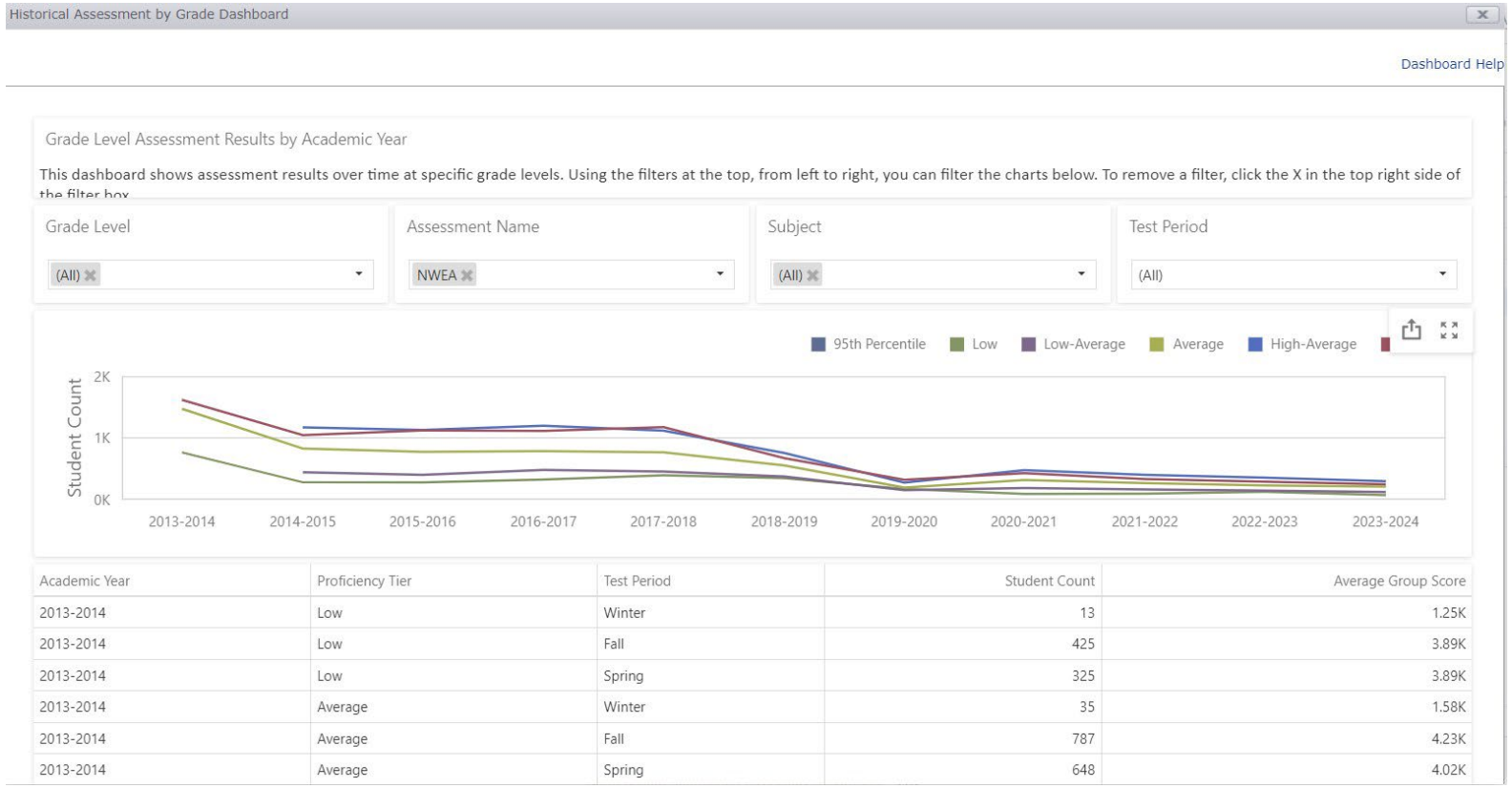

Academic Year	Proficiency Tier	Test Period	Student Count	Average Group Score
2013-2014	Low	Winter	13	1.25K
2013-2014	Low	Fall	425	3.89K
2013-2014	Low	Spring	325	3.89K
2013-2014	Average	Winter	35	1.58K
2013-2014	Average	Fall	787	4.23K
2013-2014	Average	Spring	648	4.02K

Teacher Roster

- Filter by Periods, Assessments, then by Proficiency or grade. Great for MTss use and intervention

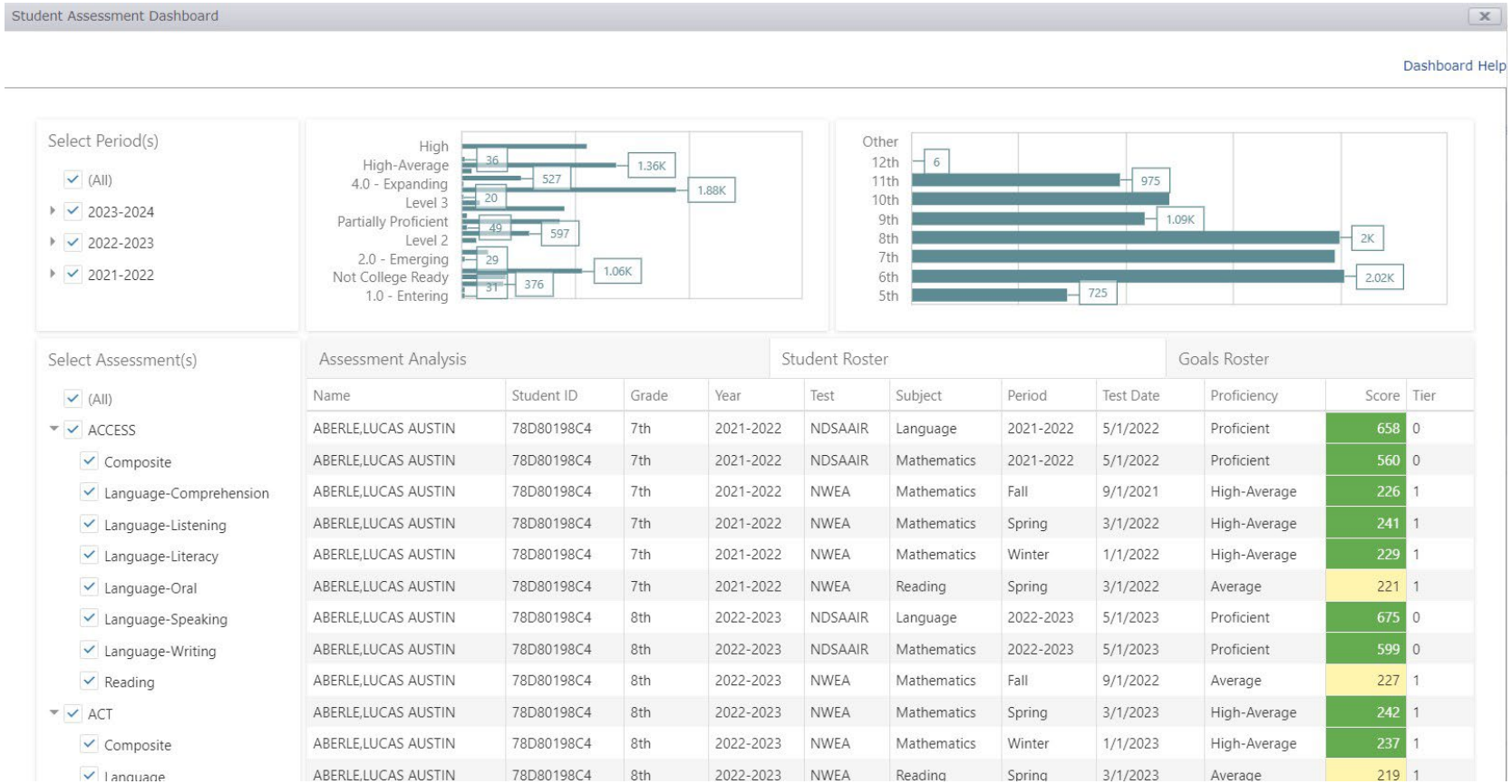

Student Roster

- An overview of all components from a student's public-school history

