

**Department 240 - Mayville State University
Senate Bill Nos. 2003 and 2063**

Executive Budget Comparison to Prior Biennium Appropriations

	FTE Positions	General Fund	Other Funds	Total
2017-19 Executive Budget ^{1,2}	210.53	\$15,199,271	\$30,401,110	\$45,600,381
2015-17 Adjusted Legislative Appropriations ^{3,4}	66.23	15,821,350	0	15,821,350
Increase (Decrease)	144.30	(\$622,079)	\$30,401,110	\$29,779,031

¹The 2017-19 biennium executive budget recommendation for higher education FTE employees reflects a reporting change. See the **FTE Positions** section below for additional information.

²The 2017-19 biennium executive budget recommendation includes the appropriation of certain special funds which were not specifically appropriated in previous bienniums. See the **Special Funds Appropriations** section below for additional information.

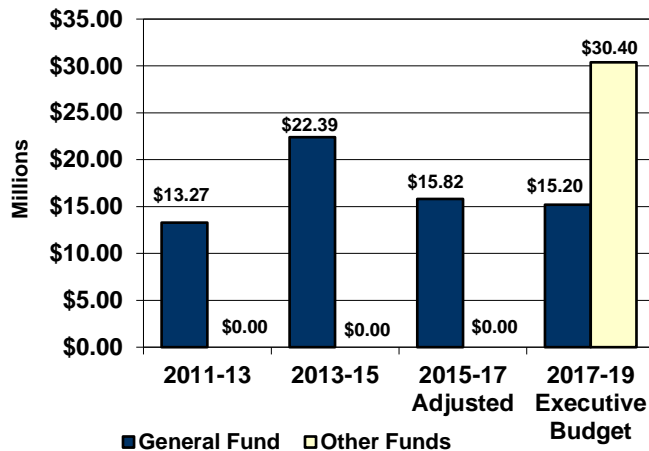
³The 2015-17 biennium institution appropriations amounts reflect general fund budget reductions made in August 2016.

⁴The 2015-17 biennium institution appropriations amounts reflect transfers to North Dakota University System institutions from the campus security funding pool, but exclude transfers from the deferred maintenance funding pool.

Ongoing and One-Time General Fund Appropriations

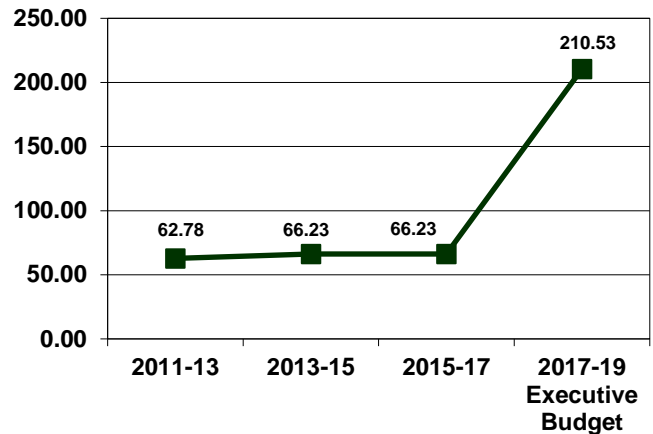
	Ongoing General Fund Appropriation	One-Time General Fund Appropriation	Total General Fund Appropriation
2017-19 Executive Budget	\$15,199,271	\$0	\$15,199,271
2015-17 Adjusted Legislative Appropriations	15,642,731	178,619	15,821,350
Increase (Decrease)	(\$443,460)	(\$178,619)	(\$622,079)

Agency Funding



NOTE: The 2017-19 biennium executive budget recommendation includes the appropriation of certain special funds. See the **Special Funds Appropriations** section below for additional information.

FTE Positions



NOTE: The 2017-19 biennium executive budget recommendation includes a change in reporting methods for University System FTE positions. See the **FTE Positions** section below for additional information.

Executive Budget Comparison to Base Level

	General Fund	Other Funds	Total
2017-19 Executive Budget	\$15,199,271	\$30,401,110	\$45,600,381
2017-19 Base Level	15,642,731	0	15,642,731
Increase (Decrease)	(\$443,460)	\$30,401,110	\$29,957,650

Executive Budget Highlights

	General Fund	Other Funds	Total
1. Provides funding adjustments through the higher education funding formula as follows:			
• Reduces funding for institution operations (this is in addition to the August 2016 general fund budget reduction of \$1,096,414 for institution operations)	(\$1,457,596)	\$0	(\$1,457,596)
• Adjusts funding to reflect changes in completed student credit hours	766,659	0	766,659

• Adds funding for inflationary increases including employee compensation and benefit adjustments	247,477	0	247,477
Total	(\$443,460)	\$0	(\$443,460)

FTE Positions

The 2017-19 biennium executive budget recommendation includes authorization of all FTE positions for institutions and entities under the control of the State Board of Higher Education, including positions supported by special funds. Previously, only FTE positions supported by the general fund were authorized.

Special Funds Appropriations

The 2017-19 biennium executive budget recommendation includes appropriation authority of all special funds received by the University System office and institutions. Previously, special funds appropriations for the University System office and institutions were provided only for certain items, such as capital projects.

Other Bill Sections Recommended to be Added in the Executive Budget (As Detailed in Senate Bill No. 2063)

Carryover authority - Section 6 continues the authorization through July 31, 2019, for institutions under the control of the State Board of Higher Education to carry over unexpended appropriations at the end of a biennium.

Project management oversight - Section 7 requires capital projects authorized by the State Board of Higher Education to have adequate project oversight by an institution official or representative of an external entity.

Additional funds appropriation authority - Section 10 appropriates any additional special funds received by entities under the control of the State Board of Higher Education to the respective entities.

Transfer authority - Section 11 provides that the State Board of Higher Education may transfer funds from an institution's operations line item to the institution's capital assets line item if the board determines that additional funds are needed for capital projects or extraordinary repairs.

FTE positions - Section 12 authorizes the State Board of Higher Education to adjust FTE positions as needed, subject to the availability of funds, for institutions and entities under its control.

Additional Funds Appropriation Authority

Additional special funds received - Section 10 of Senate Bill No. 2063 appropriates any additional federal, private, and other local funds received by entities under the control of the State Board of Higher Education, including tuition revenue, to the respective entities during the 2017-19 biennium.

Significant Audit Findings

There were no significant audit findings for this institution.

Major Related Legislation

House Bill No. 1030 - Legislative approval of campus improvements - Increases the minimum cost of higher education campus improvements that require the consent of the Legislative Assembly or the Budget Section from \$385,000 to \$700,000 and removes the authority of the Budget Section to approve the construction of any new building or any addition to a building under the control of the State Board of Higher Education.

Senate Bill No. 2073 - Permanent funds distributions - Provides distributions to University System institutions from permanent funds established for the benefit of the institutions.

North Dakota University System Institutions
Senate Bill Nos. 2003 and 2063
Base Level Funding Changes

	Executive Budget Recommendation			
	FTE Positions	General Fund	Other Funds	Total
2017-19 Biennium Base Level	2,113.28	\$566,966,411	\$0	\$566,966,411
2017-19 Ongoing Funding Changes				
Operating reductions		(\$45,331,500)		(\$45,331,500)
Student credit hour completion adjustment		11,889,022		11,889,022
Salary and benefit increases		7,470,961		7,470,961
Hold-harmless provision		2,398,619		2,398,619
Special funds appropriations and FTE positions reporting change	4,478.08		1,819,608,953	1,819,608,953
Total ongoing funding changes	4,478.08	(\$23,572,898)	\$1,819,608,953	\$1,796,036,055
One-time funding items				
VCSU fine arts building (Strategic investment and improvements fund)			\$25,470,500	\$25,470,500
NDSU new residence hall			39,505,000	39,505,000
NDSU University Village replacement			10,000,000	10,000,000
UND Chester Fritz Library project			21,000,000	21,000,000
UND Gamble Hall renovation			70,000,000	70,000,000
Total one-time funding changes	0.00	\$0	\$165,975,500	\$165,975,500
Total Changes to Base Level Funding	4,478.08	(\$23,572,898)	\$1,985,584,453	\$1,962,011,555
2017-19 Total Funding	6,591.36	\$543,393,513	\$1,985,584,453	\$2,528,977,966

North Dakota University System Institutions

Appropriations Comparisons to the Original and Adjusted Base Budgets

General Fund Appropriations Adjustments (As a result of the August 2016 General Fund Budget Reductions)

	Ongoing	One-Time	Total
2015-17 original general fund appropriations	\$614,453,986	\$125,484,018	\$739,938,004
General fund reductions	(47,487,575)	(978,362)	(48,465,937)
Adjusted 2015-17 appropriations	\$566,966,411	\$124,505,656	\$691,472,067
Executive Budget changes	(23,572,898)	(124,505,656)	(148,078,554)
2017-19 Executive Budget	\$543,393,513	\$0	\$543,393,513

Summary of August 2016 General Fund Budget Reductions

	Ongoing	One-Time	Total
Reduced funding for institution operations	(\$47,487,575)	\$0	(\$47,487,575)
Reduced funding for capital projects and one-time items	0	(978,362)	(978,362)
Total reductions	(\$47,487,575)	(\$978,362)	(\$48,465,937)
Percentage reduction to ongoing and one-time general fund appropriations	(7.73%)	(0.78%)	(6.55%)

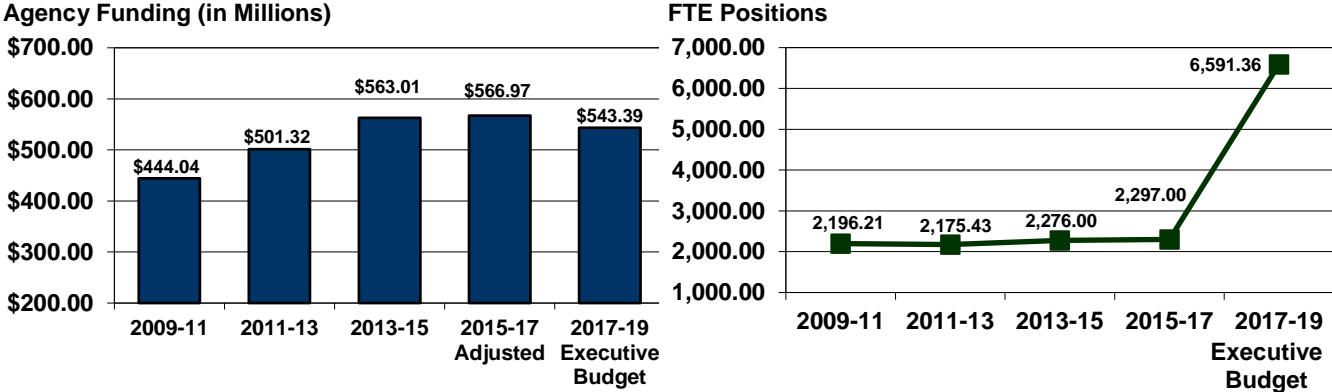
2017-19 Executive Budget Changes to the Original and Adjusted Base Budgets

	Changes to Original Budget	Budget Reduction Adjustments	Changes to Adjusted Budget
Reduces funding for institution operations	(\$92,819,075)	\$47,487,575	(\$45,331,500)
Adjusts funding for changes in completed student credits	11,889,022	0	11,889,022
Provides funding to limit funding reductions through the funding formula (hold-harmless provision)	2,398,619	0	2,398,619
Adds funding for inflationary increases including employee compensation and benefit adjustments	7,470,961	0	7,470,961
Total	(\$71,060,473)	\$47,487,575	(\$23,572,898)

North Dakota University System Institutions

Historical Appropriations Information

Ongoing General Fund Appropriations Since 2009-11



Ongoing General Fund Appropriations					
	2009-11	2011-13	2013-15	2015-17 Adjusted	2017-19 Executive Budget
Ongoing general fund appropriations	\$444,044,023	\$501,323,720	\$563,008,934	\$566,966,411	\$543,393,513
Increase (decrease) from previous biennium	N/A	\$57,279,697	\$61,685,214	\$3,957,477	(\$23,572,898)
Percentage increase (decrease) from previous biennium	N/A	12.9%	12.3%	0.7%	(4.2%)
Cumulative percentage increase (decrease) from 2009-11 biennium	N/A	12.9%	26.8%	27.7%	22.4%

Major Increases (Decreases) in Ongoing General Fund Appropriations

2011-13 Biennium

- 1. Provided funding for salary increases, health insurance increases, retirement contribution increases, and utility cost increases \$35,000,000
- 2. Provided funding for campus equity and student affordability initiatives \$15,240,000

2013-15 Biennium

- 1. Provided funding for campus equalization payments \$16,526,024
- 2. Provided funding for salary increases, health insurance increases, retirement contribution increases, and utility cost increases \$39,475,866

2015-17 Biennium (Original Amounts)

- 1. Provided funding base credit rate adjustments for inflation (This item was affected by the August 2016 budget reductions) \$13,583,565
- 2. Provided funding for base funding formula adjustments including campus equalization adjustments (This item was affected by the August 2016 budget reductions) \$40,201,487

2017-19 Biennium (Executive Budget Recommendation)

- 1. Reduces funding for institution operations (\$45,331,494)
- 2. Adjusts funding for changes in completed student credits \$11,889,020
- 3. Provides funding to limit funding reductions through the funding formula (hold-harmless provision) \$2,398,619
- 4. Adds funding for inflationary increases including employee compensation and benefit adjustments \$7,470,957