HISTORY OF GENERAL FUND REVENUES

The following charts compare general fund revenues by major type for the 1995-97 biennium through the 2017-19 biennium. The 2017-19 biennium is an estimate based on actual general fund revenue collections for July 2017 through September 2017, and forecasted amounts for the remainder of the biennium.

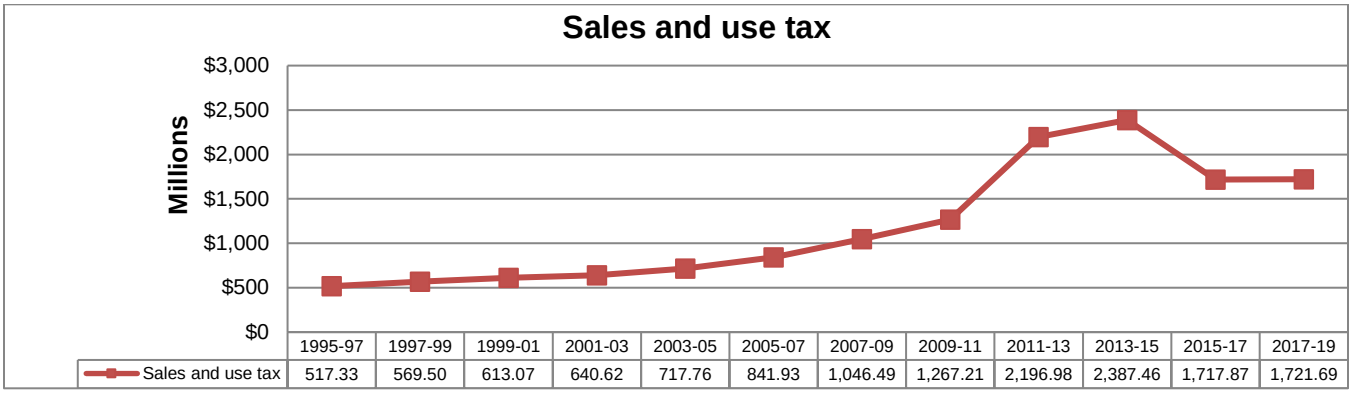

	1995-97	1997-99	1999-01	2001-03	2003-05	2005-07	2007-09	2009-11	2011-13	2013-15	2015-17	2017-19
Sales and use tax	517.33	569.50	613.07	640.62	717.76	841.93	1,046.49	1,267.21	2,196.98	2,387.46	1,717.87	1,721.69

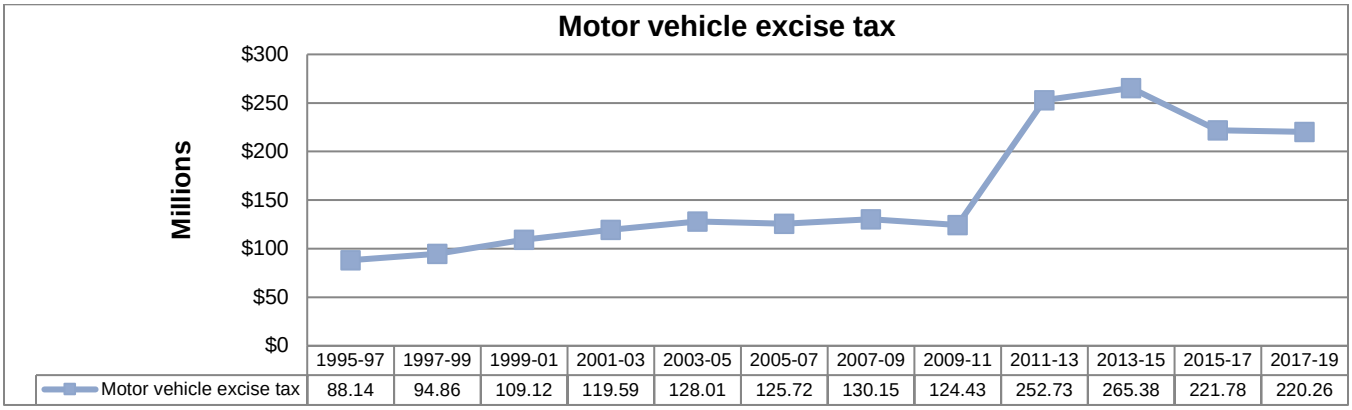

	1995-97	1997-99	1999-01	2001-03	2003-05	2005-07	2007-09	2009-11	2011-13	2013-15	2015-17	2017-19
Motor vehicle excise tax	88.14	94.86	109.12	119.59	128.01	125.72	130.15	124.43	252.73	265.38	221.78	220.26

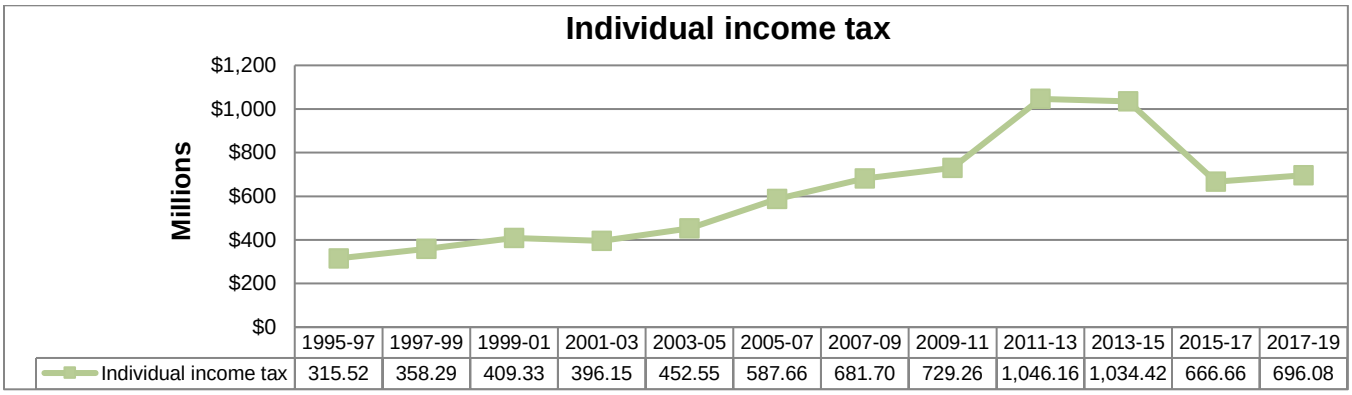

	1995-97	1997-99	1999-01	2001-03	2003-05	2005-07	2007-09	2009-11	2011-13	2013-15	2015-17	2017-19
Individual income tax	315.52	358.29	409.33	396.15	452.55	587.66	681.70	729.26	1,046.16	1,034.42	666.66	696.08

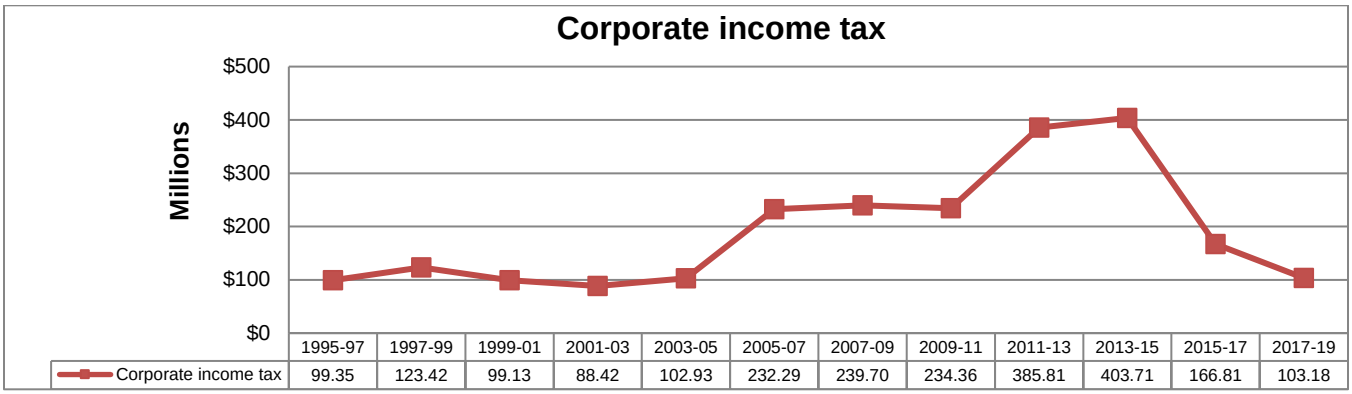

	1995-97	1997-99	1999-01	2001-03	2003-05	2005-07	2007-09	2009-11	2011-13	2013-15	2015-17	2017-19
Corporate income tax	99.35	123.42	99.13	88.42	102.93	232.29	239.70	234.36	385.81	403.71	166.81	103.18

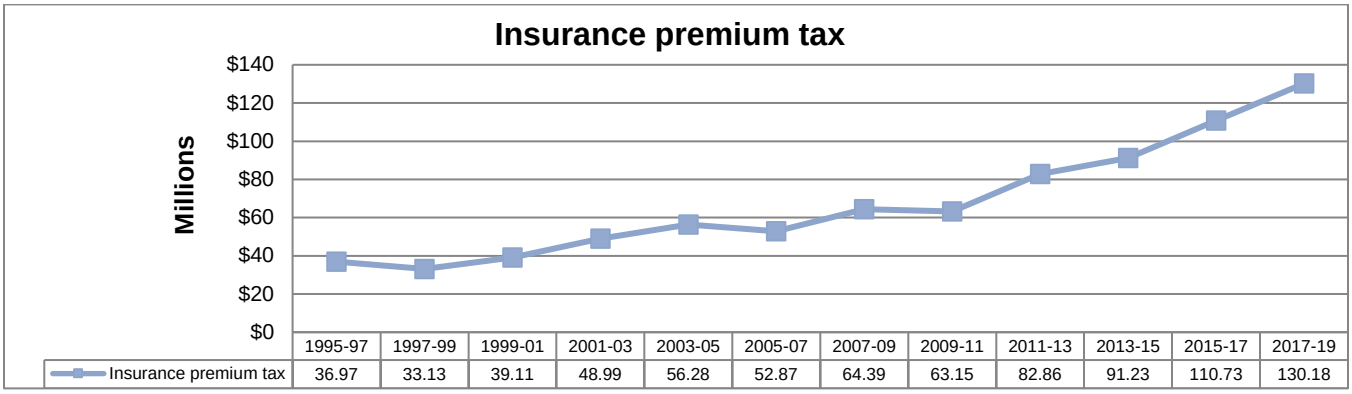

	1995-97	1997-99	1999-01	2001-03	2003-05	2005-07	2007-09	2009-11	2011-13	2013-15	2015-17	2017-19
Insurance premium tax	36.97	33.13	39.11	48.99	56.28	52.87	64.39	63.15	82.86	91.23	110.73	130.18

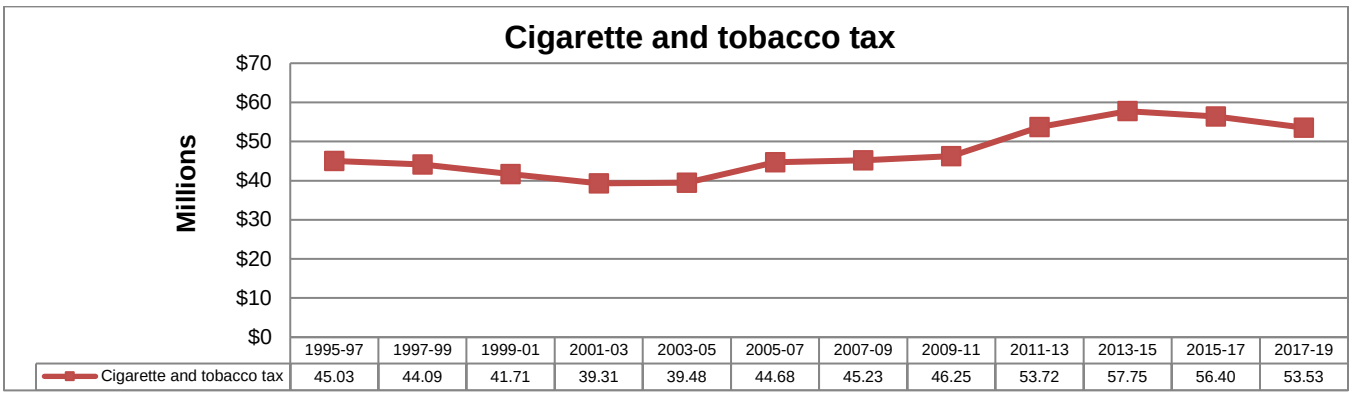

	1995-97	1997-99	1999-01	2001-03	2003-05	2005-07	2007-09	2009-11	2011-13	2013-15	2015-17	2017-19
Cigarette and tobacco tax	45.03	44.09	41.71	39.31	39.48	44.68	45.23	46.25	53.72	57.75	56.40	53.53

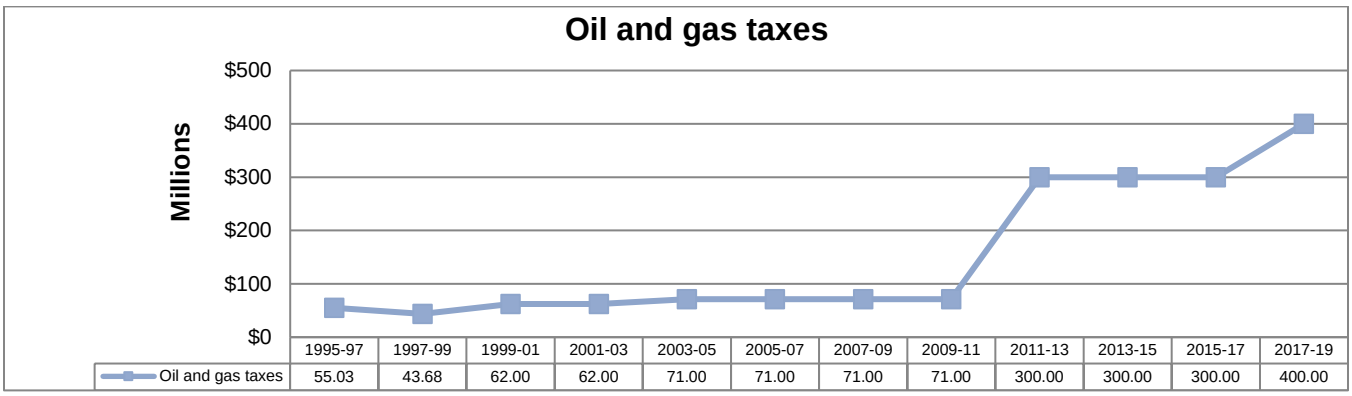

	1995-97	1997-99	1999-01	2001-03	2003-05	2005-07	2007-09	2009-11	2011-13	2013-15	2015-17	2017-19
Oil and gas taxes	55.03	43.68	62.00	62.00	71.00	71.00	71.00	71.00	300.00	300.00	300.00	400.00

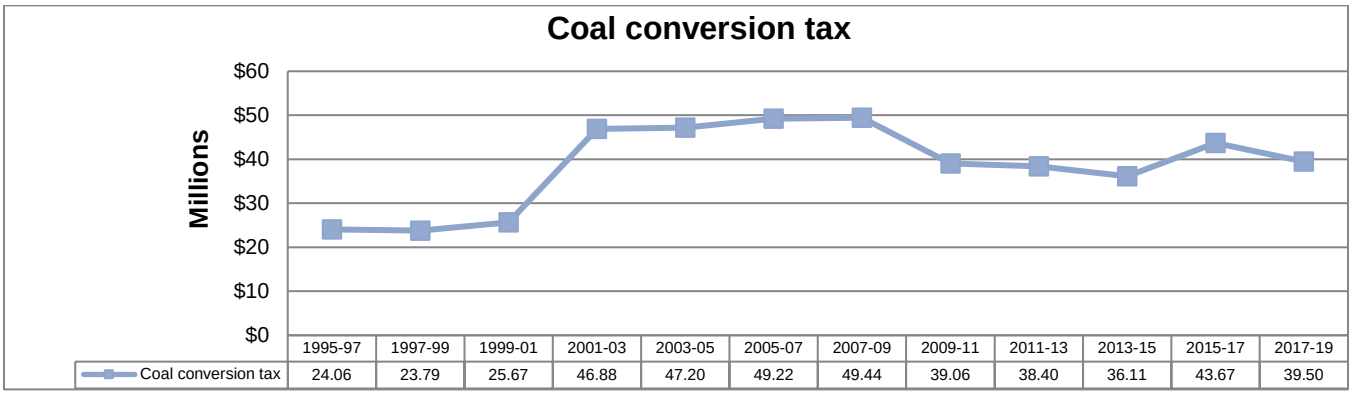

	1995-97	1997-99	1999-01	2001-03	2003-05	2005-07	2007-09	2009-11	2011-13	2013-15	2015-17	2017-19
Coal conversion tax	24.06	23.79	25.67	46.88	47.20	49.22	49.44	39.06	38.40	36.11	43.67	39.50

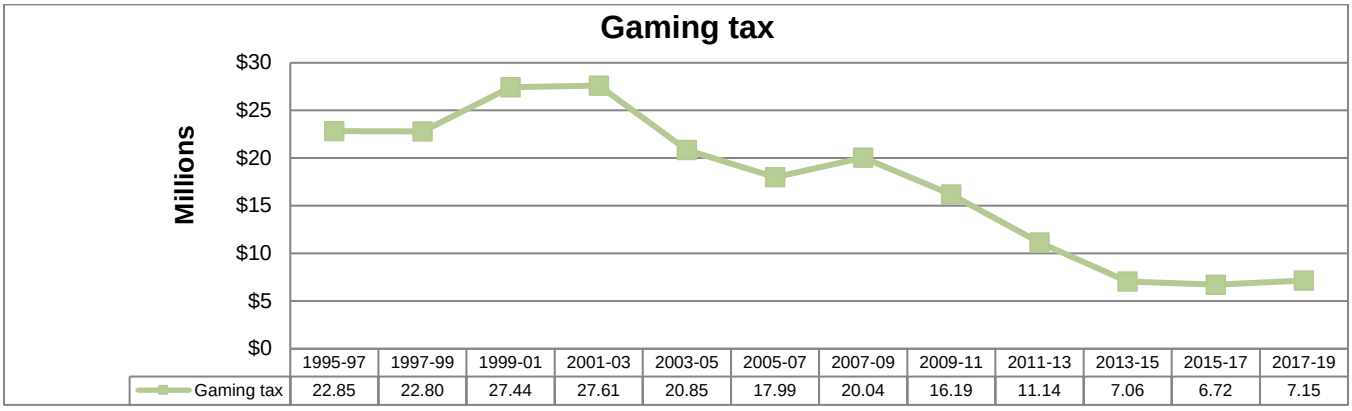

	1995-97	1997-99	1999-01	2001-03	2003-05	2005-07	2007-09	2009-11	2011-13	2013-15	2015-17	2017-19
Gaming tax	22.85	22.80	27.44	27.61	20.85	17.99	20.04	16.19	11.14	7.06	6.72	7.15

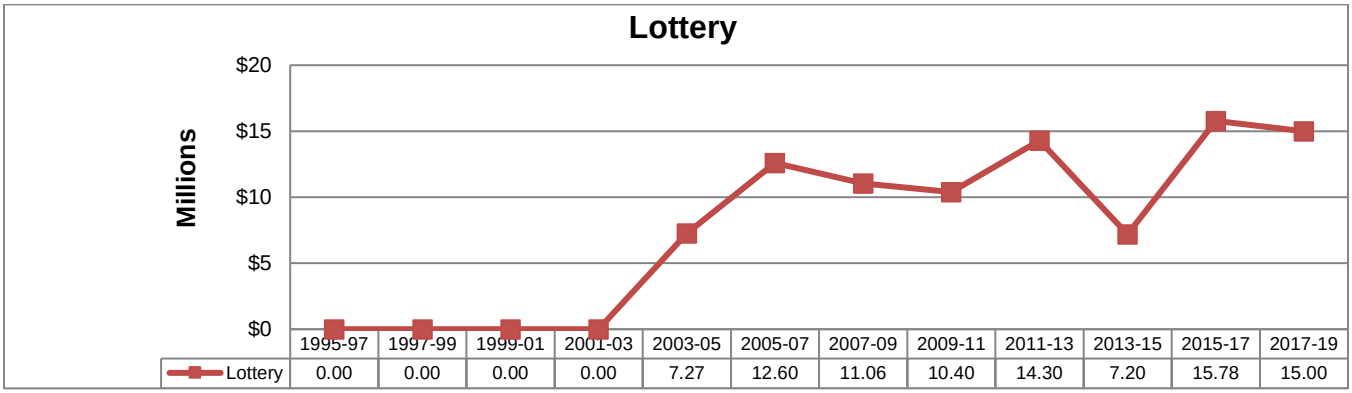

	1995-97	1997-99	1999-01	2001-03	2003-05	2005-07	2007-09	2009-11	2011-13	2013-15	2015-17	2017-19
Lottery	0.00	0.00	0.00	0.00	7.27	12.60	11.06	10.40	14.30	7.20	15.78	15.00

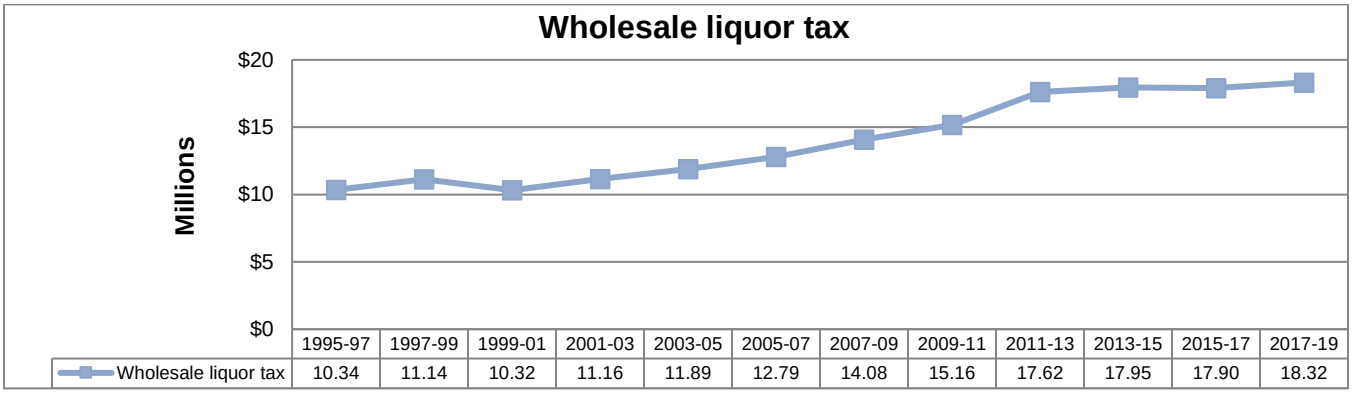

	1995-97	1997-99	1999-01	2001-03	2003-05	2005-07	2007-09	2009-11	2011-13	2013-15	2015-17	2017-19
Wholesale liquor tax	10.34	11.14	10.32	11.16	11.89	12.79	14.08	15.16	17.62	17.95	17.90	18.32

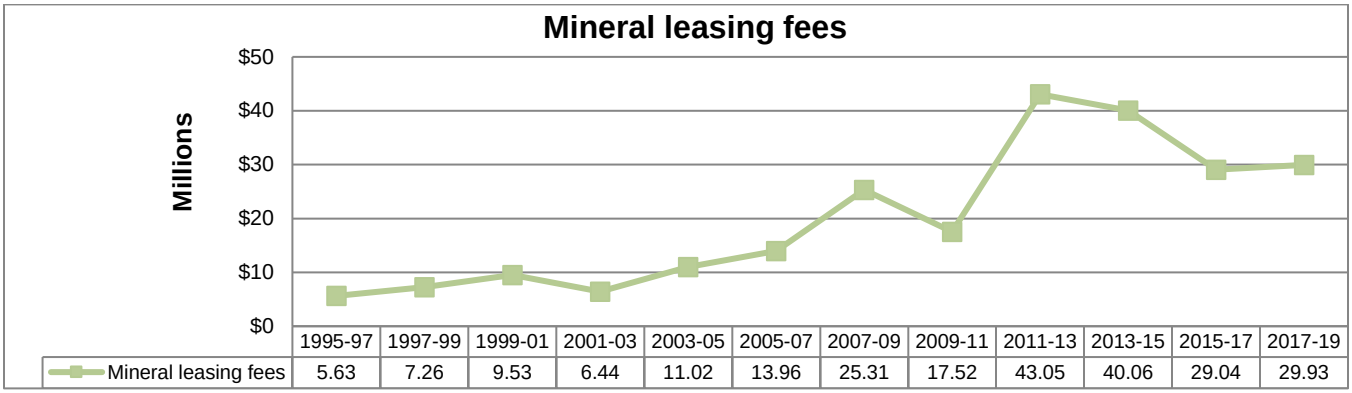

	1995-97	1997-99	1999-01	2001-03	2003-05	2005-07	2007-09	2009-11	2011-13	2013-15	2015-17	2017-19
Mineral leasing fees	5.63	7.26	9.53	6.44	11.02	13.96	25.31	17.52	43.05	40.06	29.04	29.93

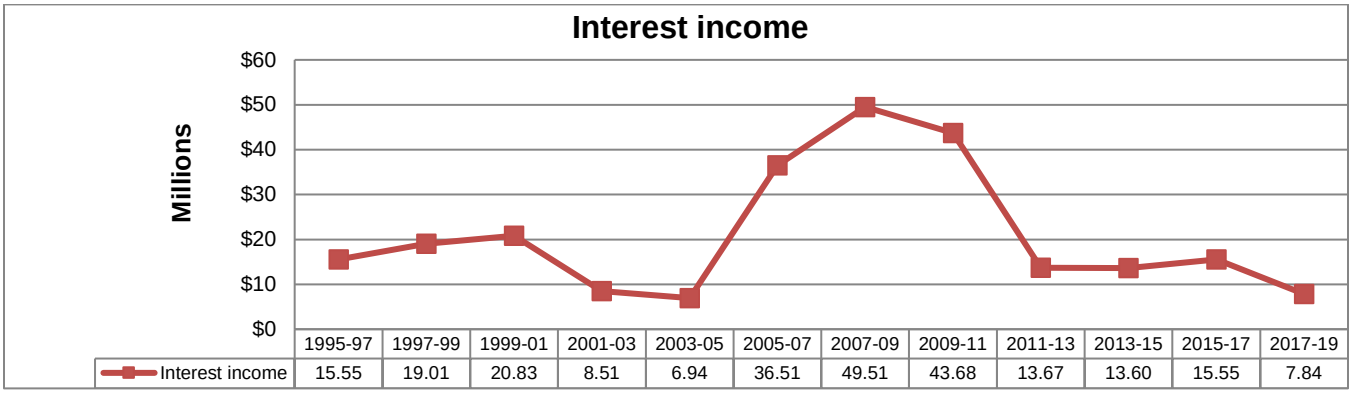

	1995-97	1997-99	1999-01	2001-03	2003-05	2005-07	2007-09	2009-11	2011-13	2013-15	2015-17	2017-19
Interest income	15.55	19.01	20.83	8.51	6.94	36.51	49.51	43.68	13.67	13.60	15.55	7.84

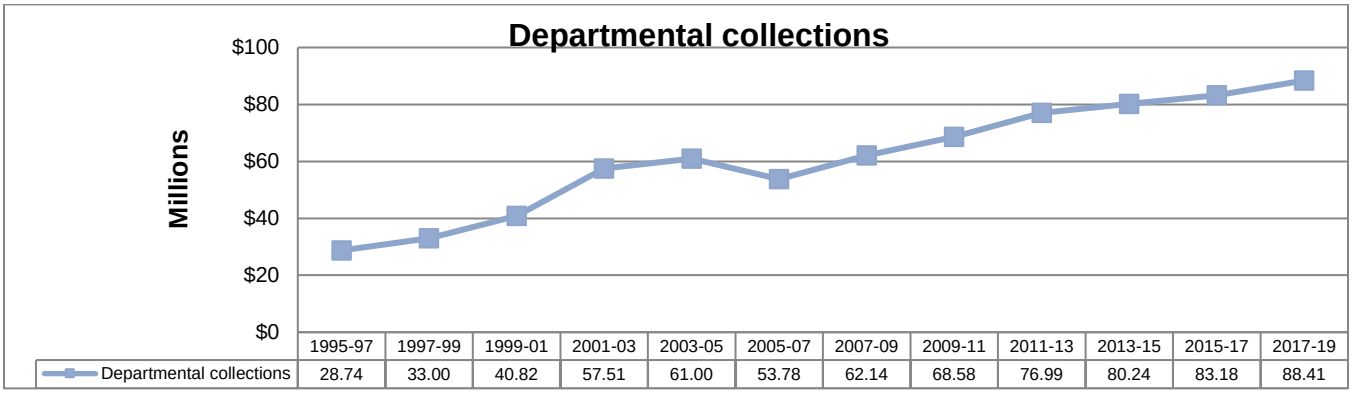

	1995-97	1997-99	1999-01	2001-03	2003-05	2005-07	2007-09	2009-11	2011-13	2013-15	2015-17	2017-19
Departmental collections	28.74	33.00	40.82	57.51	61.00	53.78	62.14	68.58	76.99	80.24	83.18	88.41