

NORTH DAKOTA PUBLIC FINANCE AUTHORITY

Industrial Commission of North Dakota

Doug Burgum
Governor
Chairman

Wayne Stenehjem
Attorney General

Doug Goehring
Agriculture Commissioner

Advisory Committee

Keith Lund
Grand Forks

Linda Svihovec
Bismarck

John Phillips
Beulah

Staff

DeAnn Ament
Executive Director

Benita Eberts
Business Manager

NORTH DAKOTA
PUBLIC FINANCE AUTHORITY

2020 Annual Report

CONTENTS

North Dakota Public Finance Authority.....	1
Capital Financing Program	2
Capital Financing Disaster Loan Program	4
State Revolving Fund Program	5
Industrial Development Bond Program	7
Other Bonds	8
Biennial Debt Service Requirements	8
Attachment 1: Loans Made 1977 through 2020	
Part A: 1977 General Bond Resolution	1-1
Part B: Local Governmental Assistance Program (1985)	1-3
Part C: Government Assistance Program (1990)	1-3
Part D: Insured Water System Revenue Bonds (1999)	1-3
Part E: Capital Financing Program Disaster Loan	1-4
Part F: Capital Financing Program	1-5
Part G: Clean Water State Revolving Fund Program	1-10
Part H: Drinking Water State Revolving Fund Program	1-19
Part I: Industrial Development Bond Program	1-27
Part J: Direct Loans.	1-28
Attachment 2: Bonds Issued 1977 through 2020	
Part A: 1977 General Bond Resolution	2-1
Part B: Local Governmental Assistance Program	2-1
Part C: Insured Water System Revenue Bonds	2-1
Part D: Government Assistance Program	2-1
Part E: Taxable Insured Water System Refunding Bonds	2-1
Part F: Capital Financing Program	2-1
Part G: Capital Financing Disaster Loan Program	2-2
Part H: State Revolving Fund Program	2-3
Part I: Industrial Development Bond Program.....	2-3

NORTH DAKOTA PUBLIC FINANCE AUTHORITY

The North Dakota Public Finance Authority (PFA) was established for the purpose of making loans to political subdivisions of the State through the purchase of municipal securities which, in the opinion of the Attorney General of North Dakota, are properly eligible for purchase by the PFA. Subject to credit and program requirements, a loan can be made by the PFA to a political subdivision for any purpose for which the political subdivision has the legal authority to borrow money through the issuance of municipal securities. Certain types of municipal securities issued under N.D.C.C. ch. 40-57 (MIDA bonds) may also be purchased by the PFA.

The PFA, which is under the operation, control and management of the Industrial Commission of North Dakota, is a self-supporting state agency. The costs and expenses of operation of the PFA are financed with earnings on program assets and fees paid by participating political subdivisions.

Obligations of the PFA which are issued to provide funds to purchase municipal securities do not constitute a debt or liability of the State or a pledge of the faith or credit of the State. All obligations of the PFA are payable solely from revenues or program assets pledged or available for their payment as authorized by law. The PFA has no authority to incur any indebtedness or liability on behalf of or payable by the State.

The PFA is authorized by statute (N.D.C.C. § 6-09.4-10(1)) to establish and maintain a reserve fund for its bonds. The Legislative Assembly has made a non-binding pledge to the PFA to replenish the reserve fund if it is depleted by the default of a political subdivision. Section 6-09.4-10(4) provides that “there shall be appropriated by the legislative assembly and paid to the PFA for deposit in the reserve fund, such sum, if any, as shall be certified by the industrial commission as necessary to restore the fund to an amount equal to the required debt service reserve.” Because future Legislative Assemblies are not legally obligated or required to appropriate moneys certified as necessary by the Industrial Commission, this statutory provision is referred to as a “moral obligation.” There has never been the need to request an appropriation for the reserve fund.

Mission

To develop rural and urban North Dakota by providing political subdivisions and other qualifying organizations access to flexible and competitive financing options for their local qualifying projects.

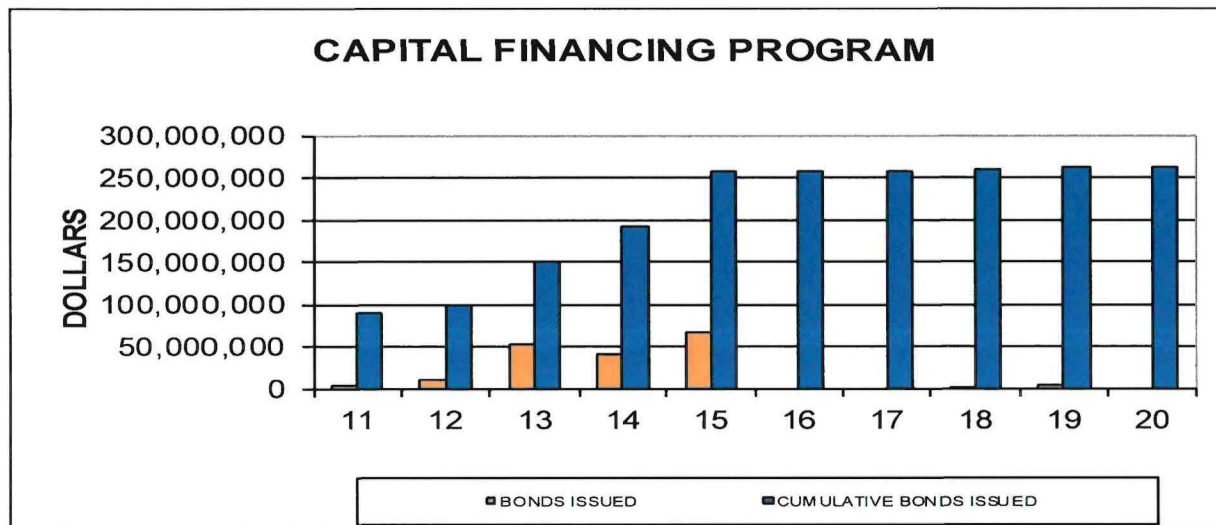
Vision Statement

A municipal bond market that realizes the competitive advantage of utilizing the North Dakota Public Finance Authority’s (PFA) superior bond rating to issue municipal securities, resulting in lower interest rates to fund local projects. A PFA that enables customers to utilize on-line services, such as accessing account information or applying for additional financing. A PFA that leads a cooperative effort with other state agencies to combine available resources into programs that finance infrastructure and improvements for political subdivisions and other qualifying organizations. A State that recognizes the PFA as the leader in providing municipal financing for local projects.

CAPITAL FINANCING PROGRAM

Under its Capital Financing Program (CFP), the PFA makes loans for the purpose of financing projects or improvements for which political subdivisions are legally authorized to borrow money through the issuance of municipal securities. Subject to credit requirements and certain program requirements, financing is available in any dollar amount.

The interest rates payable by a political subdivision are market rates, which are set through a competitive bid process when the PFA issues and sells its bonds to fund a loan. The interest rates paid by the PFA on its bonds are the same rates a political subdivision will pay on its municipal securities sold to the PFA.



On September 26, 2018 the Capital Financing Program was upgraded from a rating of “A+” to “AA-” by Standard & Poor’s Ratings Group.

There were no CFP Bonds issued in 2020.

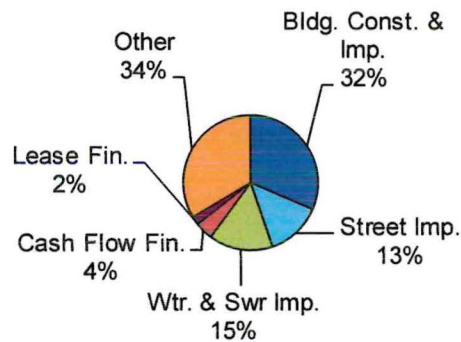
The total outstanding amount of CFP Reserve Fund Letters of Credit at December 31, 2020, was \$27,079,973. The CFP Reserve Fund Letters of Credit are issued to meet the requirement of the CFP General Bond Resolution that the PFA maintain reserves for each series, equal to the largest aggregate amount of principal and interest due in any twenty-four-consecutive month period. The CFP Reserve Fund Letters of Credit are issued by Bank of North Dakota (BND).

As of December 31, 2020, the total cumulative amount of bonds issued under the CFP General Bond Resolution was \$261,995,000 and the total outstanding amount of bonds under the CFP General Bond Resolution was \$139,260,000.

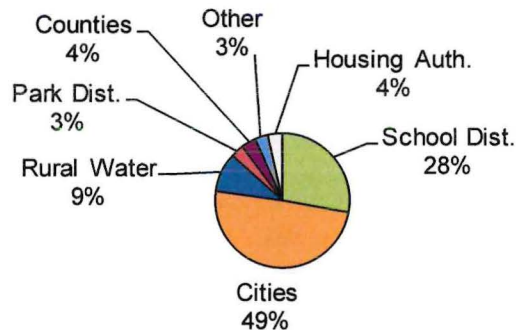
Part F of Attachment 1 beginning on page 1-5 of this Report contains a complete list, as of December 31, 2020, of all loans made by the PFA with proceeds of CFP Bonds issued under the CFP General Bond Resolution, including the name of each political subdivision, the original amount of each loan, and the outstanding principal of each loan.

Part F of Attachment 2 on page 2-1 of this Report contains a complete list, as of December 31, 2020, of all series of Capital Financing Bonds issued under the CFP General Bond Resolution, including the original dollar amount and the outstanding principal amount of each series of CFP Bonds.

Capital Financing Program Loans



Capital Financing Program Borrowers



CAPITAL FINANCING DISASTER LOAN PROGRAM

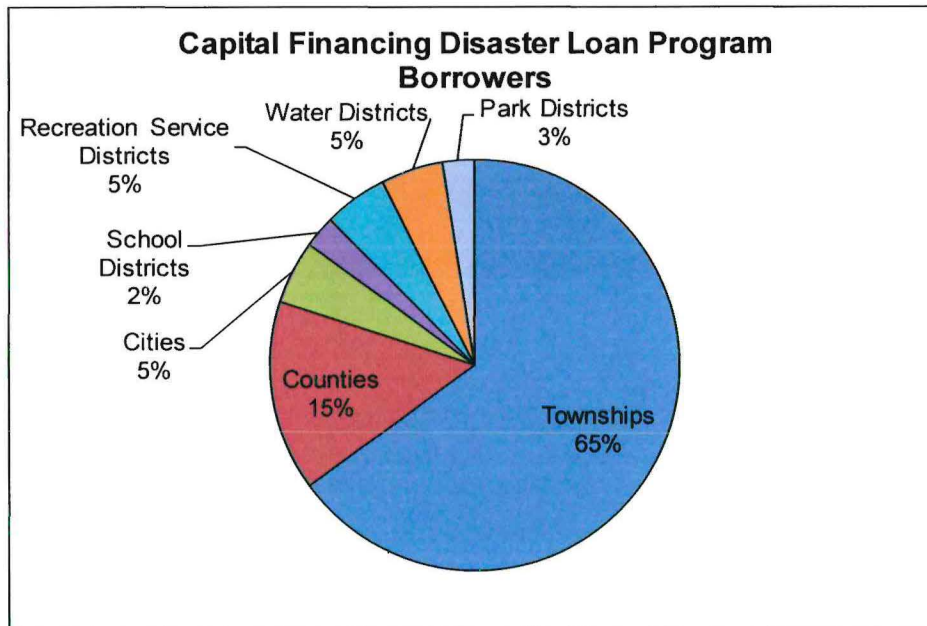
On June 16, 2011, the Industrial Commission authorized the PFA to utilize the Capital Financing Program to provide loans for political subdivisions impacted by weather related events. Under its Capital Financing Disaster Loan Program, the PFA makes loans for the purpose of providing disaster assistance to political subdivisions affected by weather related events until federal and state money is available and/or to assist in cash flowing local match requirements.

Any North Dakota political subdivision that is within a county that has received a Presidential Public Disaster Declaration or a gubernatorial executive order or proclamation of a state disaster or emergency was eligible to apply. The political subdivision must show ability to repay the financing either from Federal or State government disaster payments or from tax receipts. The interest rate payable by a political subdivision is the 1-month LIBOR plus 2% adjusted monthly with a floor of 2%.

There were no Disaster Financing loans approved in 2020. Loans approved under this program total \$71,531,546 and none were outstanding as of December 31, 2020. Part E of Attachment 1 beginning on page 1-4 of this Report contains a complete list, as of December 31, 2020, of all loans made by the PFA under the Disaster Loan Program, including the name of each political subdivision, the original amount of each loan, and the outstanding principal of each loan.

The proceeds of the CFP Disaster Bonds have historically been used to make loans to political subdivisions approved for financing under the Disaster Loan Program. The PFA did not sell any CFP Disaster Bonds to Bank of North Dakota in 2020. As of December 31, 2020, the total cumulative amount of bonds issued under the Disaster Loan Program was \$14,405,612 and there are no bonds outstanding under the Disaster Loan Program.

Part G of Attachment 2 on page 2-2 of this Report contains a complete list, as of December 31, 2020, of all series of Capital Financing Disaster Loan Bonds issued, including the original dollar amount and the outstanding principal amount of each series of Disaster Loan Bonds.



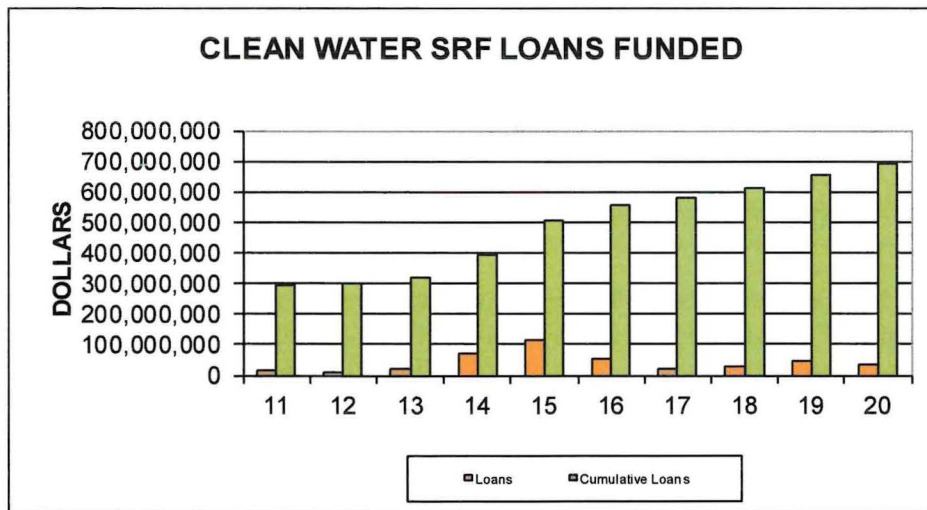
STATE REVOLVING FUND PROGRAM

The State Revolving Fund Program (SRF Program) was established in 1990 to enable North Dakota to receive federal capitalization grants as authorized under the Clean Water Act. In 1998, the SRF Program was amended to enable the State to receive capitalization grants as authorized under the Safe Drinking Water Act. The SRF Program grants, received from the United States Environmental Protection Agency, are to be used to make below-market interest rate loans to political subdivisions for the purpose of financing authorized projects, to establish reserve funds, and for other purposes under the Clean Water Act and the Safe Drinking Water Act. Authorized projects under the Clean Water Act include wastewater treatment facilities and nonpoint source pollution control projects. Authorized projects under the Safe Drinking Water Act include public water systems. The SRF Program is administered jointly by the North Dakota Department of Environmental Quality (DEQ) and the PFA.

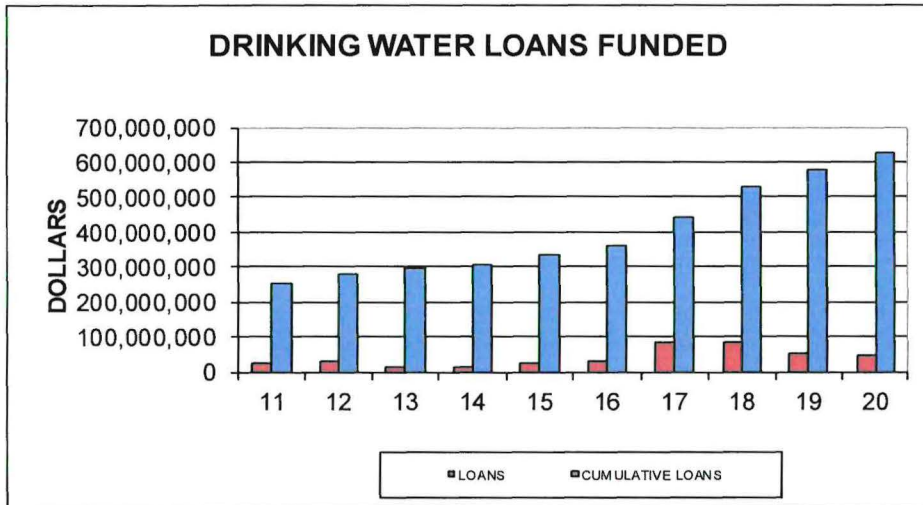
In 2001, Moody’s Investors Service, Inc. upgraded the North Dakota SRF Program from “Aa2” to “Aaa”, Moody’s highest rating. The PFA obtained an additional rating for the North Dakota SRF Program bonds from Standard & Poor’s Ratings Services which assigned their highest rating, “AAA,” on June 29, 2015.

The interest rates on SRF Program loans are set by the DEQ in consultation with the PFA. The interest rates are fixed for the term of a loan. The interest rate for tax-exempt SRF Program loans is 2.0%. Loans made with American Recovery and Reinvestment Act (ARRA) funds are at 1.0% and/or have a loan forgiveness component.

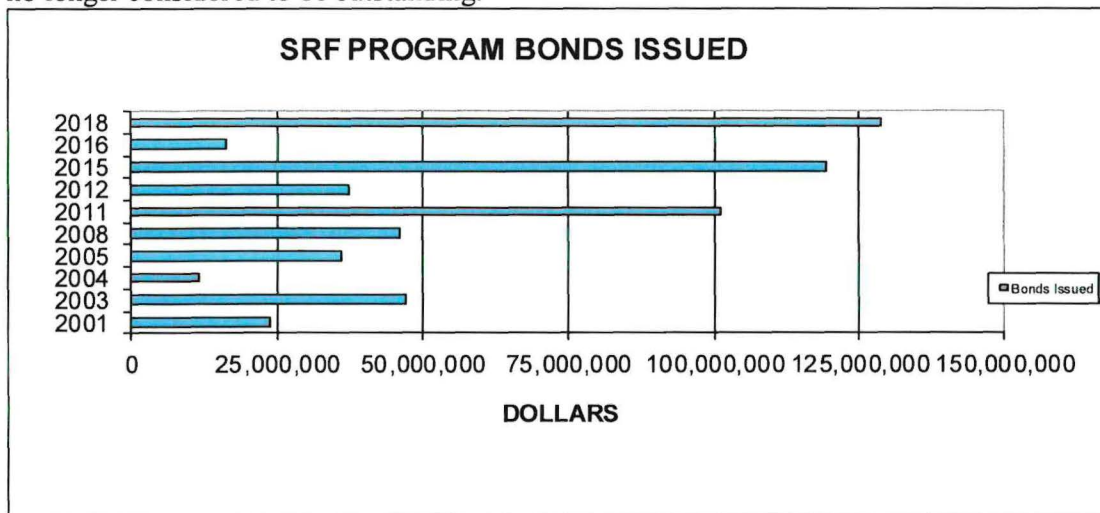
The PFA approved \$14,428,000 of Clean Water SRF Program loans to 8 political subdivisions in 2020. Subpart 29 of Part G of Attachment 1 on page 1-18 of this Report contains a list of all approved Clean Water SRF Program loans for 2020, including the approved amount, the funded amount, and the outstanding principal amount of each loan as of December 31, 2020.



The PFA approved \$48,059,000 of Drinking Water SRF Program loans to 18 political subdivisions in 2020. Subpart 22 of Part H of Attachment 1 on page 1-26 of this Report contains a list of loans made under the Drinking Water SRF Program during 2020, including the approved amount, the funded amount and the outstanding principal amount of each loan as of December 31, 2020.



The total amount of SRF Program Bonds issued under the PFA’s SRF Program Master Trust Indenture is \$683,365,000. This total includes \$151,085,000 of the 1990, 1993, 1995, 1996, 1998, 2000, 2001, 2003A, 2003B, 2004, 2005 and 2008 SRF Program Bonds which have been advance refunded and are no longer considered to be outstanding.



As of December 31, 2020, the total amount of SRF Program Bonds outstanding was \$304,805,000, and the total outstanding amount of SRF Program loans was \$759,471,844. The total amount on deposit in the SRF Program Reserve Fund as of December 31, 2020, was \$1,276,660, which represents the Total Reserve Requirement under the Master Trust Indenture.

Part H of attachment 2 on page 2-3 of this Report contains a complete list of the SRF Program Bonds issued by the PFA under the Master Trust Indenture, including the original dollar amount and the outstanding principal amount of each series of SRF Program Bond.

INDUSTRIAL DEVELOPMENT BOND PROGRAM

The Public Finance Authority's Industrial Development Bond Program (IDBP) provides loans to North Dakota manufacturers that meet the IRS definition for small issue manufacturers. Bonds issued under this Program are moral obligation bonds of the State unless the borrower has the financial strength to request that the Public Finance Authority issue the bonds on a conduit basis. Public Finance Authority limits the program to \$2,000,000 per borrower and \$20,000,000 for the entire program. For conduit issuance when the state's moral obligation is not used as a credit enhancement there are no project or program limits.

The interest rates payable by a borrower are market rates, which are set through a competitive bid process when the PFA issues and sells its bonds to fund a loan. The interest rates paid by the PFA on its bonds are the same rates a borrower will pay on its bonds sold to the PFA.

On September 26, 2018 the Industrial Development Bond Program was upgraded from a rating of "A+" to "AA-" by Standard & Poor's Ratings Group. The PFA did not issue IDBP Bonds in 2020.

Part I of Attachment 1 beginning on page 1-27 of this Report contains a complete list, as of December 31, 2020, of all loans made by the PFA with proceeds of IDBP Bonds issued under the IDBP General Bond Resolution, including the name of each borrower and the original amount of each loan.

Part I of Attachment 2 on page 2-3 of this Report contains a complete list, as of December 31, 2020, of all series of Industrial Development Program Bonds issued under the IDBP General Bond Resolution, including the original dollar amount and the outstanding principal amount of each series of IDBP Bonds.

The outstanding amount of Reserve Fund Letters of Credit at December 31, 2020 was \$198,050. The IDBP Reserve Fund Letters of Credit are issued to meet the requirement of the IDBP General Bond Resolution that the PFA maintain reserves for each series, equal to the largest aggregate amount of principal and interest due in any twenty-four consecutive month periods. The IDBP Reserve Fund Letters of Credit are issued by BND.

OTHER BONDS

1977 General Bond Resolution. The PFA, pursuant to a 1977 General Bond Resolution, issued \$15,000,000 in 1977, \$16,590,000 of bonds in 1979, and \$11,600,000 of bonds in 1983, for a total principal amount of \$43,190,000. The 1977, 1979 and 1983 bonds have been retired.

1985 Local Governmental Assistance Program. In 1985, the PFA issued \$35,290,000 of bonds under a Local Governmental Assistance Program. These bonds were retired in 1986.

1990 Government Assistance Program. In 1990, pursuant to its Government Assistance Program, the PFA issued two series of bonds in the total amount of \$2,006,704. These bonds were retired in 1991.

1989 Insured Water System Revenue Bonds and 1999 Taxable Insured Water System Refunding Revenue Bonds. Pursuant to a Trust Indenture adopted in 1989, the PFA issued two series of Water System Revenue Bonds. The 1989 Series A Bonds were issued in the amount of \$11,650,000, and the 1989 Series B Bonds were issued in the amount of \$1,410,000 (the 1989 Series A Bonds and the 1989 Series B Bonds are referred to as the "1989 Bonds"). The Series B Bonds were issued to fund a reserve fund for the Series A Bonds. On December 21, 1995, the PFA entered into a Purchase Contract for the forward refunding of the 1989 Bonds. Under the terms of the Purchase Contract, the PFA issued and delivered \$8,875,000 of its Taxable Insured Water System Refunding Revenue Bonds, on April 1, 1999, for the purpose of refunding the 1989 Bonds. These bonds were retired in 2014.

BIENNIAL DEBT SERVICE REQUIREMENTS

The debt service requirement for the outstanding CFP Bonds for the remaining 2019-2021 biennium is \$10,429,497 and the debt service requirement for the outstanding SRF Program Bonds for the 2019-2021 biennium is \$7,546,908. The outstanding IDBP debt service requirement for 2019-2021 is \$75,000.

The aggregate debt service requirement for all outstanding PFA Bonds for the remaining 2019-2021 biennium is \$18,051,405.

**NORTH DAKOTA PUBLIC FINANCE AUTHORITY
LOANS MADE 1977 THROUGH 2020**

Part A**Subpart 1****\$15,000,000 1977 Series A Bonds****Borrower**

Alexander PSD	Kensal PSD	Rock Lake PSD
Alexander	Kinloss PSD	Rolla
Almont	Kinyon PSD	Rutland
Ashley	Kulm	Sawyer PSD
Barney	LaMoure PSD	Scotia PSD
Bell PSD	LaMoure	Scranton
Beulah	Lawton	Sharon
Bismarck	Leeds	Sharon PSD
Bismarck Park District	Lehr	Sherwood
Butte PSD	Leonard PSD	Sheyenne PSD
Buxton	Leonard	Solen PSD
Carrington PSD	Lidgerwood	South Heart PSD
Cass County	Lignite	South Bend PSD
Casselton	Lincoln PSD	Southern PSD
Center	Linton	Southwest Fargo
Courtenay Special PSD	Linton PSD	Stanley
Drake	Maddock	Stanton
Edinburg PSD	Mandan	Steele
Edmore PSD	Mayville	Streeter PSD
Elgin	McVile	Sutton PSD
Ellendale PSD	Michigan	Thompson
Emerado	Minnewauken PSD	Tioga PSD
Enderlin	Napoleon	Tolna
Esmond	Nedrose PSD	Trail County District
Esmond PSD	Nesson PSD	Turtle Lake
Fingal PSD	New Salem	Valley City
Finley	New Leipzig Fire District	Velva
Fordville	New Rockford	Verona
Gackle PSD	New Leipzig PSD	Walcott
Galt PSD	New Leipzig	Walhalla
Garrison	New Rockford	Washburn
Glen Ullin PSD	North Sargent PSD	Watford City
Gwinner	Park River	Westhope
Halliday	Parshall	Wildrose PSD
Hampden PSD	Pembina	Wilton
Hazelton Moffitt PSD	Portland	Wishek PSD
Hazen	Reeder PSD	Wishek
Jamestown	Regent PSD	Woodworth PSD
Juzeler PSD	Reynolds	Yellowstone Irrigation District
Kathryn PSD	Robinson PSD	Zeeland PSD

Subpart 2**\$16,590,000 1979 Series A Bonds****Borrower**

Anita Fire Protection District	Hazen	Richardson PSD
Ashley PSD	Hazen PSD	Rock Lake
Beulah	Hebron	Rolla
Beulah PSD	Hettinger	Scranton
Center PSD	Hope	Sherwood Fire Protection District
Edgeley	Hunter	Stanley
Edinburg	Linton	Stanton
Edmore	Lisbon	Strasburg
Enderlin	Mandan	Streeter
Finley	Mayville	Thompson
Gackle	Medina	West Fargo PSD
Garrison	Mott	Wilton
Glen Ullin	Napoleon	Wishek
Grand Forks Park District	New Rockford	Zap
Halliday	New Rockford Park District	
Harwood	Park River	
Hazelton	Portland	

Subpart 3**\$11,600,000 1983 Series A Bonds****Borrower**

Anamoose	Grafton PSD	New Leipzig
Antler	Gwinner	Osnabrock
Binford	Hankinson Rural Fire District	Pembina
Bismarck Rural Fire District	Horace	Pingree PSD
Bowbells PSD	Killdeer	Rhame
Carrington	Lakota PSD	Richardton
Cass Richland Drainage District	Larimore	Rolette
Casselton	Leonard	Stanley
Crosby	Linton	Strasburg
Dodge	Mandan	Towner
Edgeley PSD	Manning PSD	Velva
Elgin PSD	Mapleton	Westhope
Enderlin	Medina	Wildrose
Finley	Michigan PSD	Zap PSD
Flasher PSD	Milnor	
Gladstone	New England	

Part B

**Local Government Assistance Program
\$35,290,000 1985 Series A Bonds**

Borrower

Barnes County
Bismarck PSD
Border Central PSD
Burleigh County
Cass Valley North PSD
Cass County
Crary PSD
Dakota PSD
Dickey County
Dickinson PSD
Drayton PSD
Edgeley PSD
Epping PSD

Fargo PSD
Fessenden
Fordville
Grace City PSD
Grand Forks County
Grand Forks PSD
Killdeer PSD
LaMoure PSD
Mandan PSD
Mandan
McIntosh County
Michigan PSD
Minot PSD

Morton County
Powers Lake PSD
Ramsey County
Richland County
Solen PSD
Stanton PSD
Stark County
Steele County
Stutsman County
Tolley PSD
Walsh County
West Fargo PSD

Part C

**Government Assistance Program
\$765,000 1990 Series A Bonds**

Borrower

Cavalier
Edgely PSD
Eight Mile PSD
Marion PSD
Pembina PSD
Sherwood PSD

Part D

**Insured Water System Revenue Bonds
\$8,875,000 1999 Series A Bonds
\$1,410,000 1999 Series B Bonds**

Borrower

All Season Water Users
Cass Rural Water
Dakota Water Users
Lidgerwood
North Valley Water Users Association
Richland Rural Water
Traill County Rural Water Users, Inc.
Tri-County Water Users Association

Capital Financing Disaster Loan Program

Part E

<u>Borrower</u>	<u>Original Loan Amount</u>
Subpart 1 2011	
Orlien Township, Ward County	\$ 400,000
Lund Township, Ward County	70,000
Ramsey County	2,000,000
Anna Township, Ward County	800,000
Logan County	6,000,000
Dickey County	5,000,000
Rolling Green Township, Ward Cnty	460,742
Cameron Township, Ward County	495,000
Otis Township, McLean County	35,000
Normanna Township, Cass County	40,000
Casselton Township, Cass County	83,000
Ward County	10,000,000
Sargent	10,000,000
Stutsman County	2,739,859
Weld Township, Stutsman County	1,321,733
Stirton Township, Stutsman County	1,295,017
Valley Springs Tnshp, Stutsman Cnty	904,483
Lowery Township, Stutsman County	600,000
Wadsworth Township, Stutsman County	26,000
St Paul Township, Stutsman County	278,500
Ashland Township, Stutsman County	5,741
Woodbury Township, Stutsman County	150,000
Sinclair Township, Stutsman County	193,000
Meadow Lake Township, Barnes Cnty	101,000
Sharlow Township, Stutsman County	50,000
Streeter Township, Stutsman County	400,000
Griffin Township, Stutsman County	61,832
Mandan	8,000,000
Rice Lake Recreation Service District	400,000
North Prairie Rural Water District	700,000
North Prairie Rural Water District	450,000
Minnewaukan Public School District	<u>2,500,000</u>
	55,560,907
Subpart 2 2012	
Newman Township, Ward County	40,000
Griffin Township, Stutsman County	1,030,530
Minot Park District	7,000,000
Rice Lake Recreation Service District	<u>672,600</u>
	8,743,130
Subpart 3 2013	
Gray Township, Stutsman County	30,000
Minnewaukan	6,637,509
German Township, Dickey County	360,000
Chicago Township, Stutsman County	<u>200,000</u>
	7,227,509
Total	<u>\$71,531,546</u>

Capital Financing Program

Part F

<u>Borrower</u>	<u>Original Loan Amount</u>	<u>Borrower</u>	<u>Original Loan Amount</u>
Subpart 1 1990		Subpart 3 1992	
Morton County	\$ 400,000	Mandan PSD	\$ 2,500,000
Linton	185,000	New England	75,000
Mandan	95,000	Cavalier	75,000
Hankinson	155,000	Lidgerwood	75,000
Fargo Park District	680,000	Kindred PSD	1,545,000
Trail County Water Resource Dist	100,000	Edinburg	120,000
Dickinson Recreation Building Auth.	250,000	Milnor	205,000
Rolla	220,000	West Fargo PSD	2,500,000
Morton County Water Resource Brd.	230,000	Lisbon PSD	800,000
North Valley Rural Water Assoc.	140,000	Emerado PSD	100,000
Milnor	85,000	Milnor	190,000
Bismarck Parks & Recreation Dist.	770,000	Pembina PSD	195,000
Twin Buttes School District	70,000	Eight Mile PSD	200,000
Hettinger Park District	35,000	Briarwood	40,000
Mandan Parks & Recreation Dist.	<u>335,000</u>	Buxton	40,000
	3,750,000	Missouri Hills Interactive Cons.	455,000
		Grand Forks PSD	2,500,000
Subpart 2 1991		Mercer County Housing Auth.	435,000
Burleigh County Housing Auth.	225,000	Nelson County	<u>100,000</u>
Bismarck Parks & Recreation Dist.	1,300,000		12,150,000
Bismarck Parks & Recreation Dist.	410,000	Subpart 4 1993	
Mandan Parks & Recreation Dist.	560,000	Lake Metigoshe RSD	150,000
Richardton	165,000	Glenburn PSD	880,000
Kindred	25,000	Fargo PSD	1,975,000
Montefiore PSD	75,000	Fargo PSD	525,000
Pembina PSD	195,000	Thompson PSD	900,000
Eight Mile PSD	150,000	Souris	40,000
Lake Agassiz Regional Council	180,000	Marion PSD	115,000
North Valley Water Association	200,000	Pembina PSD	180,000
Finley	875,000	Eight Mile PSD	150,000
Wyndmere	65,000	Sims PSD	60,000
Ward County	85,000	Oakes	120,000
Oakes Municipal Airport Authority	45,000	McVile	230,000
Devils Lake PSD	1,810,000	Milnor	195,000
Greater Richland Ed. Comm. Cons.	250,000	Emerado PSD	60,000
Cass County	<u>400,000</u>	Grand Forks PSD	2,000,000
	7,015,000	Burleigh County Housing Auth.	<u>325,000</u>
			7,905,000

<u>Borrower</u>	<u>Original Loan Amount</u>
Subpart 5 1994	
Mandan Airport Authority	\$ 180,000
Fairmount PSD	305,500
Grafton PSD	2,000,000
Sawyer PSD	450,000
Glenburn PSD	592,500
Lincoln PSD	274,000
Finley-Sharon PSD	499,500
Oakes PSD	1,650,000
North Sargent-Gwinner PSD	538,300
Rolette PSD	461,900
Zap PSD	250,000
Stanley PSD	1,185,000
Clifford-Galesburg PSD	532,669
Rhame PSD	180,000
West Fargo PSD	3,000,000
Manvel PSD	228,000
United-Des Lacs PSD	942,647
Surrey PSD	413,000
Cando PSD	50,000
Surrey PSD	325,000
Sawyer	150,000
Marion PSD	105,000
Pembina PSD	90,000
Eight Mile PSD	200,000
Sims PSD	50,000
	<u>14,653,016</u>
Subpart 6 1995	
Burleigh County Housing Auth.	1,600,000
Traill County WRD	100,000
Mooreton	170,000
Milnor	160,000
Ward County	95,000
Marion PSD	105,000
Eight Mile PSD	200,000
Sims PSD	75,000
	<u>2,505,000</u>
Subpart 7 1996	
Minot	500,000
Rolette County Housing	500,000
Dunseith	100,000
Garrison	120,000
Hazelton	140,000
Walcott-Colfax District	70,000
Burleigh Water Users	1,585,000
Marion PSD	120,000
Garrison PSD	230,000
	<u>3,365,000</u>

<u>Borrower</u>	<u>Original Loan Amount</u>
Subpart 8 1997	
Cavalier	\$ 540,000
Burleigh Rural Water Users	3,350,000
New Town PSD	300,000
North Valley Water Association	1,400,000
South Central Water Users Dist.	350,000
Grafton PSD	4,500,000
Richardton	205,000
Aggasiz Water Users	375,000
Sims PSD	50,000
West Fargo PSD	1,000,000
Wahpeton	1,600,000
Garrison	125,000
McVille	<u>1,550,000</u>
	15,345,000
Subpart 9 1998	
Gackle	295,000
Lidgerwood	120,000
Prairie Rose	175,000
Surrey	100,000
Hettinger Park District	200,000
Maple River Water Resource District	55,000
Milnor	400,000
Grandin	165,000
West Fargo PSD	1,000,000
Sims PSD	50,000
Park River	<u>450,000</u>
	3,010,000
Subpart 10 1999	
Lidgerwood	1,075,000
Drayton	140,000
Drayton	70,000
Max	50,000
Surrey	100,000
West Fargo PSD	1,000,000
Sims PSD	100,000
Tri-County Water District	1,710,000
Tri-County Water District	<u>285,000</u>
	4,530,000
Subpart 11 2000	
Lisbon	765,000
Enderlin	195,000
Amenia	155,000
West Fargo PSD	3,000,000
Sims PSD	<u>100,000</u>
	4,215,000

<u>Borrower</u>	<u>Original Loan Amount</u>
Subpart 12 2001	
Frontier	\$ 735,000
Subpart 13 2002	
McVille	215,000
Southeast Water Users District	700,000
Bismarck Rural Fire Department	185,000
Kulm	150,000
Fessenden-Bowdon PSD	<u>350,000</u>
	1,600,000
Subpart 14 2003	
Langdon Rural Water District	1,495,000
Subpart 15 2004	
Trails Rural Water District	300,000
Surrey	500,000
Mercer County Housing	<u>80,000</u>
	880,000
Subpart 16 2006	
Rolette County Housing Authority	235,000
Belcourt PSD	1,045,000
Enderlin	<u>105,000</u>
	1,385,000

<u>Borrower</u>		<u>Original Loan Amount</u>	<u>Outstanding Loan Amount</u>
Subpart 17	2009		
West Fargo		530,000	415,000
Tri-County Water District		1,415,000	0
Emerado		180,000	100,000
		<u>2,125,000</u>	<u>515,000</u>
Subpart 18	2011		
Drayton		405,000	262,000
Drayton		350,000	223,000
McVile		2,357,000	1,861,000
McVile		618,000	129,000
		<u>3,730,000</u>	<u>2,475,000</u>
Subpart 19	2012		
McVile		150,000	75,000
Kulm		85,000	10,000
All Seasons Water Users District		820,000	545,000
Forman Housing Authority		935,000	680,000
Forman		505,000	405,000
Forman		1,090,000	650,000
Hankinson		1,930,000	1,490,000
Mayville		1,430,000	985,000
Tri-County Water District		1,405,000	1,130,000
Gackle		1,285,000	920,000
		<u>9,635,000</u>	<u>6,890,000</u>
Subpart 20	2013		
Fargo		<u>51,375,000</u>	<u>37,655,000</u>
Subpart 21	2014		
Fargo		\$ 32,512,000	\$ 24,384,000
Noonan		328,000	261,000
Stutsman Rural Water District		9,000,000	6,915,000
		<u>41,840,000</u>	<u>31,560,000</u>
Subpart 22	2015		
Minot		1,945,000	1,320,000
Forman		1,965,000	1,445,000
Watford City		23,655,000	19,615,000
Watford City		35,550,000	32,435,000
Rugby		465,000	255,000
Zap		2,265,000	1,865,000
		<u>65,845,000</u>	<u>56,935,000</u>

<u>Borrower</u>		<u>Original Loan Amount</u>	<u>Outstanding Loan Amount</u>
Subpart 23	2018		
Munich		1,360,000	1,180,000
Subpart 24	2019		
Morton County		<u>2,515,000</u>	<u>2,050,000</u>
Total Capital Financing Program Loans		\$ <u>262,963,016</u>	\$ <u>139,260,000</u>

Clean Water State Revolving Fund Program

Part G

<u>Borrower</u>	<u>Approved and Funded Loan Amount</u>	<u>Borrower</u>	<u>Approved and Funded Loan Amount</u>
Subpart 1	1990	Subpart 4 Cont.	1995
Enderlin	\$ 490,000	Buffalo	38,248
Fargo	3,561,559	Hettinger	156,001
Minot	<u>879,386</u>	Davenport	176,339
	4,930,945	Ellendale	220,990
		Cando	113,006
Subpart 2	1993	Cooperstown	<u>300,000</u>
Fargo	7,770,000		8,009,687
Jamestown	1,581,406	Subpart 5	1996
Minot	665,000	Jamestown	16,300,000
Northwood	1,150,000	Cooperstown	1,174,952
Wahpeton	1,062,366	Park River	72,312
West Fargo	175,000	Portland	82,368
Lake Metigoshe	296,263	Medina	67,255
New Town	132,050	Mayville	105,433
Jamestown	1,289,702	Manvel	478,416
Williston	<u>252,835</u>	Oriska	21,531
	14,374,622	Bottineau	100,000
		Arthur	132,963
Subpart 3	1994	Cando	254,052
Minot	443,522	Kindred	124,498
Burlington	165,037	Page	47,738
Devils Lake	1,076,423	Argusville	213,061
Grafton	410,000	Bottineau	104,500
Casselton	<u>112,000</u>	Grand Forks	13,700,000
	2,206,982	Bank of North Dakota	<u>1,101,444</u>
			34,080,523
Subpart 4	1995	Subpart 6	1997
Fargo	2,850,429	Grand Forks	3,940,000
Max	74,912	Casselton	1,589,652
Cooperstown	55,000	Christine	385,273
Northwood	225,837	Mapleton	152,864
Colfax	36,297	Horace	225,330
Edmore	62,256	Carrington	805,000
Ellendale	196,826	Mandan	5,191,929
Minot	400,000	Berthold	82,875
Williston	291,881	Cooperstown	123,067
Lisbon	100,000	Jamestown	2,277,487
Napoleon	133,851	Lakota	1,933,969
Park River	498,279	Minnewauken	<u>218,000</u>
Carrington	835,000		16,925,446
Mott	211,157		
Harvey	478,556		
Beach	226,241		
Williston	328,581		

<u>Borrower</u>	<u>Approved and Funded Loan Amount</u>
Subpart 7	1998
Granville	\$ 42,000
Enderlin	342,373
Wishek	140,704
Fargo	1,482,337
Gwinner	258,711
Southeast Cass WRD	214,000
Casselton	108,261
Sanborn	76,195
Frontier	98,603
Abercrombie	300,875
Grandin	97,042
Taylor	59,872
Fargo	10,723,277
Grand Forks	<u>2,650,804</u>
	16,595,054
Subpart 8	1999
Fargo	210,000
Gackle	118,020
Hillsboro	360,000
Kindred	1,113,522
Wimbledon	74,738
Jamestown	747,990
Lisbon	87,025
Stanley	102,413
Buffalo	213,667
Buxton	77,000
Hankinson	88,000
Jamestown	<u>454,641</u>
	3,647,016
Subpart 9	2000
Abercrombie	20,064
Hankinson	84,999
Fargo	1,816,295
Lidgerwood	89,405
Enderlin	1,189,549
Hunter	158,395
Cogswell	81,960
Mayville	1,075,000
Ward County WRD	797,375
Emerado	<u>406,207</u>
	5,719,249

<u>Borrower</u>	<u>Approved Loan Amount</u>	<u>Funded Loan Amount</u>	<u>Outstanding Loan Amount</u>
Subpart 10	2001		
Jamestown	370,120	370,120	0
Mayville	1,169,393	1,169,393	45,000
Forman	135,172	135,172	0
Lisbon	716,436	716,436	0
Amenia	141,489	141,489	0
Grand Forks	13,781,500	13,781,500	865,000
Kulm	678,640	678,640	45,000
Tower City	503,123	503,123	30,000
Lake Metigoshe Recreation Service District	485,400	485,400	25,000
Williston	1,124,000	1,124,000	70,000
Rolette	102,000	102,000	6,500
Hebron	122,890	122,890	8,000
Hankinson	1,457,760	1,457,760	90,000
Harvey	69,281	69,281	4,300
Oakes	106,076	106,076	0
	<u>20,963,280</u>	<u>20,963,280</u>	<u>1,188,800</u>
Subpart 11	2002		
Sanborn	\$ 30,694	\$ 30,694	\$ 0
Williston	1,190,559	1,190,559	150,000
Grand Forks	1,580,755	1,580,755	105,000
Grand Forks	2,274,164	2,274,164	130,000
Grand Forks	6,546,560	6,546,560	435,000
Linton	95,770	95,770	12,000
Mayville	3,073,811	3,073,811	165,000
Morton County Water Resource District	258,000	258,000	32,000
Wildrose	86,405	86,405	0
Mapleton	80,790	80,790	0
Wahpeton	374,065	374,065	70,000
	<u>15,591,573</u>	<u>15,591,573</u>	<u>1,099,000</u>
Subpart 12	2003		
Hunter	41,930	41,930	7,800
Oakes	746,350	746,350	95,000
Harvey	244,615	244,615	47,000
Hankinson	133,790	133,790	24,600
Mantador	50,000	50,000	9,300
Litchville	236,381	236,381	44,000
Courtenay	49,444	49,444	0
Jamestown	1,309,568	1,309,568	330,000
	<u>2,812,078</u>	<u>2,812,078</u>	<u>557,700</u>

<u>Borrower</u>		<u>Approved Loan Amount</u>	<u>Funded Loan Amount</u>	<u>Outstanding Loan Amount</u>
Subpart 13	2004			
Oakes		601,500	601,500	120,000
Portland		291,164	291,164	60,000
Lidgerwood		84,416	84,416	20,000
Lincoln		397,944	397,944	0
Hillsboro		186,336	186,336	0
Warwick		32,775	32,775	8,000
West River Water and Sewer		338,007	338,007	0
		<u>1,932,142</u>	<u>1,932,142</u>	<u>208,000</u>
Subpart 14	2005			
Mapleton		335,000	335,000	0
Hazen		276,120	276,120	76,000
Enderlin		184,307	184,307	43,000
Rutland		180,841	180,841	0
Grand Forks		4,500,000	4,500,000	1,340,000
		<u>5,476,268</u>	<u>5,476,268</u>	<u>1,459,000</u>
Subpart 15	2006			
Jamestown		\$ 1,475,346	\$ 1,475,346	525,000
Rice Lake Recreation Service District		2,813,537	2,813,537	898,000
Fargo		2,631,739	2,631,739	0
Gackle		77,824	77,824	0
Tower City		121,502	121,502	43,000
Bank of North Dakota		2,398,556	1,722,501	10,000
Portland		30,236	30,236	11,500
Wyndmere		188,146	188,146	0
Oakes		950,000	950,000	345,000
		<u>10,686,886</u>	<u>10,010,831</u>	<u>1,832,500</u>
Subpart 16	2007			
Bismarck		20,000,000	20,000,000	8,335,000
Southeast Cass Water Resource District		738,299	738,299	240,000
Lakota		414,948	414,948	67,000
Leonard		255,000	255,000	104,000
Argusville		634,606	634,606	268,000
Mayville		345,725	345,725	123,000
McVie		81,677	81,677	30,000
Jamestown		1,467,998	1,467,998	469,000
Hope		757,963	757,963	246,000
Portland		46,937	46,937	21,000
Cass Rural Water District		15,326,652	15,326,652	7,945,652
Willow City		148,174	148,174	60,000
Oakes		258,747	258,747	101,000
Nome		16,011	16,011	0
		<u>40,492,737</u>	<u>40,492,737</u>	<u>18,009,652</u>

<u>Borrower</u>		<u>Approved Loan Amount</u>	<u>Funded Loan Amount</u>	<u>Outstanding Loan Amount</u>
Subpart 17	2008			
Lisbon		1,174,092	1,174,092	535,000
Harvey		210,952	210,952	60,000
Hunter		138,580	138,580	66,000
Fargo		63,657,409	63,657,409	35,560,000
Flasher		121,414	121,414	14,000
Hankinson		100,000	100,000	47,000
Ellendale		734,842	734,842	337,000
Fargo		1,640,000	1,640,000	830,000
Watford City		808,588	808,588	370,000
		<u>68,585,877</u>	<u>68,585,877</u>	<u>37,819,000</u>
Subpart 18	2009			
Tappen		\$ 179,761	\$ 179,761	\$ 84,000
Casselton		1,931,688	1,931,688	980,000
Mandan		1,679,763	1,679,763	790,000
Mandan		1,000,000	1,000,000	470,000
Stutsman Rural Water District		4,603,386	4,603,386	2,100,000
Lisbon		1,247,424	1,247,424	265,000
Cavalier		487,315	487,315	210,000
Lake Metigoshe Recreation Service District		517,400	517,400	0
Velva		346,601	346,601	0
Hazen		246,919	246,919	0
Enderlin		799,172	799,172	160,000
Glenburn		784,378	784,378	210,000
Davenport		389,832	389,832	90,000
Munich		1,200,120	1,200,120	0
Edgeley		1,644,845	1,644,845	205,000
Valley City		345,241	345,241	155,000
Strasburg		1,404,743	1,404,743	185,000
		<u>18,808,588</u>	<u>18,808,588</u>	<u>5,904,000</u>
Subpart 19	2010			
Hillsboro		127,849	127,849	70,000
Drayton		1,677,066	1,677,066	71,000
Michigan		1,606,506	1,606,506	265,000
Northwood		2,306,303	2,306,303	545,000
Fargo		822,348	822,348	375,000
Wishek		185,547	185,547	96,000
Mapleton		610,964	610,964	320,000
Hankinson		569,833	569,833	300,000
Fargo		4,061,075	4,061,075	2,365,000
Hunter		143,032	143,032	90,000
Dickinson		569,354	569,354	0
Langdon		157,454	157,454	0
Kulm		54,409	54,409	32,000
		<u>12,891,740</u>	<u>12,891,740</u>	<u>4,529,000</u>

<u>Borrower</u>	<u>Approved Loan Amount</u>	<u>Funded Loan Amount</u>	<u>Outstanding Loan Amount</u>
Subpart 20	2011		
Jamestown	1,140,023	1,140,023	650,000
Pembina	217,329	217,329	135,000
Wyndmere	1,664,897	1,664,897	1,030,000
Devils Lake	2,500,000	2,500,000	1,490,000
Minto	1,177,115	1,177,115	725,000
Fingal	519,245	519,245	235,000
Southeast Cass WRD	591,777	591,777	260,000
Forman	750,935	750,935	275,000
Hazen	178,494	178,494	110,000
	<u>8,739,815</u>	<u>8,739,815</u>	<u>4,910,000</u>
Subpart 21	2012		
Velva	\$ 210,408	\$ 210,408	\$ 120,000
Kathryn	68,006	68,006	44,000
Maddock	1,284,300	1,284,300	280,000
Casselton	765,923	765,923	341,700
Dunn Center	200,000	200,000	0
Des Lacs	97,403	97,403	64,000
Clifford	46,228	46,228	30,000
Medina	238,028	238,028	108,000
	<u>2,910,296</u>	<u>2,910,296</u>	<u>987,700</u>
Subpart 22	2013		
Burleigh County WRD	244,653	244,653	160,000
Rolla	1,755,604	1,755,604	1,185,000
Lisbon	469,752	469,752	320,000
Ray	2,533,536	2,533,536	995,000
Wyndmere	205,773	205,773	0
Jamestown	822,306	822,306	580,000
Dickinson	38,924,961	38,924,961	26,660,000
Casselton	3,246,585	3,246,585	2,265,000
Lehr	219,482	219,482	73,000
Mandan	2,066,118	2,066,118	1,445,000
	<u>50,488,770</u>	<u>50,488,770</u>	<u>33,683,000</u>

<u>Borrower</u>	<u>Approved Loan Amount</u>	<u>Funded Loan Amount</u>	<u>Outstanding Loan Amount</u>
Subpart 23	2014		
Douglas	67,866	67,866	46,000
Jamestown	11,100,950	11,100,950	8,330,000
Berthold	1,248,288	1,248,288	570,000
Bowbells	685,005	685,005	375,000
Noonan	237,000	237,000	175,000
Enderlin	365,500	365,500	275,000
Page	182,867	182,867	140,000
Beulah	586,800	586,800	430,000
Washburn	2,922,696	2,922,696	2,165,000
Mandan	1,681,280	1,681,280	1,210,000
Dickinson	37,252,730	37,252,730	27,635,000
Grenora	416,147	416,147	264,000
Williston	113,151,288	113,151,288	90,840,000
Ryder	189,109	189,109	135,000
	<u>170,087,526</u>	<u>170,087,526</u>	<u>132,590,000</u>
Subpart 24	2015		
Watford City	\$ 18,718,523	\$ 18,718,523	\$ 16,465,000
Mandan	4,481,824	4,481,824	3,525,000
Tioga	2,500,000	2,500,000	1,570,000
Marion	97,732	97,732	70,000
Harvey	830,477	830,477	655,000
Ward County WRD	2,755,128	2,755,128	2,155,000
Granville	139,939	139,939	110,000
Grafton	497,760	497,760	492,760
Watford City	10,407,619	10,407,619	9,350,000
	<u>40,429,002</u>	<u>40,429,002</u>	<u>34,392,760</u>
Subpart 25	2016		
Oberon	191,552	191,552	167,000
Jamestown	522,119	522,119	440,000
Dwight	50,700	50,700	46,000
Makoti	57,450	57,450	48,000
LaMoure	1,315,894	1,315,894	805,000
Hebron	911,000	911,000	650,000
Arnegard	380,000	380,000	0
	<u>3,428,715</u>	<u>3,428,715</u>	<u>2,156,000</u>

<u>Borrower</u>		<u>Approved Loan Amount</u>	<u>Funded Loan Amount</u>	<u>Outstanding Loan Amount</u>
Subpart 26	2017			
Horace		1,340,000	937,955	772,955
Colfax		519,633	519,633	473,000
Beulah		441,097	441,097	365,000
Gardner		26,710	26,710	18,000
Noonan		646,716	646,716	375,000
Oakes		1,005,000	1,005,000	910,000
Larimore		1,119,683	1,119,683	405,800
Oakes		230,121	230,121	210,000
Cavalier		998,000	879,373	579,599
Horace		3,192,000	1,728,152	1,326,152
Mayville		1,556,000	1,556,000	1,405,000
		<u>11,074,960</u>	<u>9,090,440</u>	<u>6,840,506</u>
Subpart 27	2018			
Carrington		323,291	323,291	299,000
Lidgerwood		100,000	47,537	35,537
Wahpeton		1,041,682	1,041,682	940,000
Pick City		275,522	275,522	173,000
Petersburg		787,979	787,979	762,979
Jamestown		4,800,000	3,158,683	2,553,683
Garrison Diversion Conservancy District		5,000,000	1,047,507	967,519
Argusville		775,000	709,662	669,662
Beulah		345,000	260,589	243,589
Jamestown		597,583	597,583	545,000
Lisbon		2,000,000	934,061	834,061
Arnegard		2,297,225	2,297,225	1,590,660
Minot		6,433,406	6,433,406	5,890,000
Minot		12,282,000	8,760,642	8,283,642
Horace		422,000	422,000	345,000
Grand Forks		9,000,000	9,000,000	8,550,000
Fargo		20,229,000	13,286,014	13,286,014
Arthur		215,000	113,542	103,542
Fargo		126,500,000	33,301,719	33,301,719
		<u>193,424,688</u>	<u>82,798,644</u>	<u>79,374,607</u>
Subpart 28	2019			
Wahpeton		1,381,642	1,381,642	1,335,000
Walcott		427,000	410,673	400,650
Rutland		205,000	127,965	117,965
Kindred		1,400,000	603,862	417,703
Valley City		746,000	395,851	364,851
Dickinson		2,370,000	1,932,770	1,872,770
Fargo		500,000	151,723	151,723
Fargo		10,500,000	4,520,406	4,520,406
Grand Forks		1,228,485	1,228,485	1,193,485
		<u>18,758,127</u>	<u>10,753,377</u>	<u>10,374,553</u>

<u>Borrower</u>		<u>Approved Loan Amount</u>	<u>Funded Loan Amount</u>	<u>Outstanding Loan Amount</u>
Subpart 29	2020			
Wing		635,000	597,321	406,625
Wyndmere		4,365,000	1,853,801	1,853,801
Wildrose		2,630,000	1,684,546	1,010,728
Center		547,000	38,550	38,550
Buxton		906,000	611,195	611,195
Dunn Center		3,195,000	1,434,076	656,076
Stanton		650,000	617,500	617,500
Dickinson		1,500,000	992,270	992,270
		<u>14,428,000</u>	<u>7,829,259</u>	<u>6,186,745</u>
Total		<u>\$ 818,500,592</u>	<u>\$ 690,610,482</u>	<u>\$ 384,102,523</u>

Drinking Water State Revolving Fund Program

Part H

Subpart 1	1999		
Wahpeton	\$ 345,715	\$ 345,715	\$ 0
Park River	261,000	261,000	0
New Rockford	281,102	281,102	0
Sawyer	136,000	136,000	0
Walsh Rural Water District	3,000,000	3,000,000	0
Tioga	44,004	44,004	0
Williston	3,901,331	3,901,331	245,000
St. John	399,388	399,388	0
	<u>8,368,540</u>	<u>8,368,540</u>	<u>245,000</u>
Subpart 2	2000		
Grand Forks	11,542,236	11,542,236	0
Lisbon	912,115	912,115	0
Stutsman Rural Water Users	666,168	666,168	0
State Water Commission	1,500,000	1,500,000	0
Cooperstown	300,000	300,000	0
Harwood	866,514	866,514	55,000
Mayville	1,025,000	1,025,000	55,000
	<u>16,812,033</u>	<u>16,812,033</u>	<u>110,000</u>
Subpart 3	2001		
Hankinson	405,000	405,000	25,000
Finley	2,479,994	2,479,994	148,800
Enderlin	195,000	195,000	0
Valley City	1,444,139	1,444,139	90,000
Grand Forks	10,050,000	10,050,000	0
Oxbow	475,657	475,657	30,000
Lisbon	460,381	460,381	30,000
Nome	22,465	22,465	0
Southeast Water Users	60,000	60,000	3,500
	<u>15,592,636</u>	<u>15,592,636</u>	<u>327,300</u>

<u>Borrower</u>	<u>Approved Loan Amount</u>	<u>Funded Loan Amount</u>	<u>Outstanding Loan Amount</u>
Subpart 4	2002		
Lisbon	\$ 413,522	\$ 413,522	\$ 50,000
Harvey	427,076	427,076	50,000
Grafton	285,616	285,616	40,000
Mandan	4,197,565	4,197,565	278,000
Ramsey County WRD	3,482,000	3,482,000	0
Enderlin	87,500	87,500	12,000
Linton	563,063	563,063	70,000
Cleveland	206,406	206,406	23,000
Langdon	522,796	522,796	0
Drayton	132,362	132,362	0
Larimore	1,991,805	1,991,805	0
Wahpeton	1,890,000	1,890,000	369,000
Grafton	1,130,229	1,130,229	217,000
	<u>15,329,940</u>	<u>15,329,940</u>	<u>1,109,000</u>
Subpart 5	2003		
Southeast Water District	1,446,906	1,446,906	0
Grand Forks - Traill Water District	3,991,780	3,991,780	0
North Valley Water District	4,138,000	4,138,000	0
Williston	3,693,344	3,693,344	675,000
Barnes Rural Water District	816,000	816,000	150,000
Argusville	360,718	360,718	0
Casselton	1,272,000	1,272,000	40,000
Aneta	171,340	171,340	32,700
Stutsman Rural Water District	201,651	201,651	0
	<u>16,091,739</u>	<u>16,091,739</u>	<u>897,700</u>
Subpart 6	2004		
Oakes	147,652	147,652	29,000
Cass Rural Water District	1,890,923	1,890,923	545,000
Lisbon	410,000	410,000	83,000
Leeds	179,000	179,000	30,000
Hazen	1,000,000	1,000,000	240,000
Tioga	418,727	418,727	0
Lincoln	307,681	307,681	87,000
Lincoln	447,000	447,000	0
Abercrombie	244,002	244,002	61,000
Williams County Rural Water	1,500,000	1,500,000	380,000
Harvey	676,556	676,556	135,000
Williston	5,000,000	5,000,000	0
Noonan	39,602	39,602	12,000
Williston	17,593,143	17,593,143	6,235,000
Jamestown	2,534,604	2,534,604	745,000
	<u>32,388,890</u>	<u>32,388,890</u>	<u>8,582,000</u>

<u>Borrower</u>	<u>Approved Loan Amount</u>	<u>Funded Loan Amount</u>	<u>Outstanding Loan Amount</u>
Subpart 7 2005			
Argusville	\$ 217,304	\$ 217,304	\$ 54,000
Park River	746,100	746,100	229,000
Mapleton	83,754	83,754	0
Bottineau	750,000	750,000	220,000
Southeast Water Users District	808,411	808,411	245,000
	<u>2,605,569</u>	<u>2,605,569</u>	<u>748,000</u>
Subpart 8 2006			
Walcott	159,112	159,112	50,000
Stutsman Rural Water District	1,164,020	1,164,020	303,000
Wildrose	52,291	52,291	0
Velva	1,616,123	1,616,123	0
Cooperstown	309,634	309,634	90,000
Riverdale	762,138	762,138	203,000
Pick City	223,328	223,328	77,000
Braddock	16,610	16,610	0
Center	358,800	358,800	110,000
Page	95,975	95,975	35,000
Harvey	91,581	91,581	32,000
Hillsboro	1,151,563	1,151,563	95,000
Washburn	1,870,633	1,870,633	580,000
Southeast Water Users District	4,655,000	4,655,000	1,645,000
Portal	50,000	50,000	0
Park River	517,600	517,600	195,000
Central Plains Water District	1,661,967	1,661,967	0
Columbus	57,000	57,000	0
Southeast Water Users District	186,902	186,902	66,000
	<u>15,000,277</u>	<u>15,000,277</u>	<u>3,481,000</u>
Subpart 9 2007			
McLean-Sheridan Rural Water	519,104	519,104	211,000
Walsh Rural Water District	1,796,902	1,796,902	0
North Prairie Water District	5,700,000	5,700,000	2,230,000
Mayville	324,341	324,341	120,000
Southeast Water Users District	5,418,000	5,418,000	1,125,000
South Central Regional Water	8,000,000	8,000,000	3,256,000
Jamestown	2,076,816	2,076,816	760,000
Devils Lake	3,800,000	3,800,000	0
North Valley Water District	2,617,000	2,617,000	0
Christine	219,015	219,015	92,000
Grand Forks Traill Water District	1,200,000	1,200,000	445,000
All Seasons Water Users District	211,950	211,950	85,000
	<u>31,883,128</u>	<u>31,883,128</u>	<u>8,324,000</u>

<u>Borrower</u>	<u>Approved Loan Amount</u>	<u>Funded Loan Amount</u>	<u>Outstanding Loan Amount</u>
Subpart 10	2008		
Southeast Water Users District	\$ 595,000	\$ 595,000	\$ 243,000
Hazelton	245,120	245,120	67,000
Lisbon	757,220	757,220	315,000
Mapleton	1,149,088	1,149,088	0
Mandan	4,511,900	4,511,900	2,105,000
Fargo	2,500,000	2,500,000	1,080,000
Cass Rural Water District	1,376,605	1,376,605	660,000
Fargo	14,110,422	14,110,422	5,430,000
Tri-County Water District	363,289	363,289	161,000
Lakota	199,802	199,802	0
Crosby	551,488	551,488	0
Hankinson	95,000	95,000	44,000
Hannaford	53,748	53,748	23,000
South Central Regional Water	4,000,000	4,000,000	1,875,000
Ray	1,452,760	1,452,760	265,000
Parshall	3,610,500	3,610,500	2,090,000
Mandan	7,972,283	7,972,283	3,825,000
Leeds	37,076	37,076	16,000
	<u>43,581,301</u>	<u>43,581,301</u>	<u>18,199,000</u>

Subpart 11	2009		
Trail Rural Water District	3,396,880	3,396,880	0
Carrington	240,117	240,117	0
Lisbon	305,787	305,787	140,000
Watford City	347,464	347,464	164,000
Bismarck	16,320,000	16,320,000	8,230,000
Lisbon	1,613,726	1,613,726	820,000
Ray	864,000	864,000	0
Southeast Water Users District	1,128,358	1,128,358	595,000
Southeast Water Users District	841,774	841,774	480,000
Barnes Rural Water District	2,050,000	2,050,000	840,000
Velva	373,579	373,579	190,000
All Seasons Water Users District	154,433	154,433	80,000
Wimbledon	258,353	258,353	124,000
Hope	175,000	175,000	75,000
Enderlin	2,196,790	2,196,790	1,085,000
Garrison	158,222	158,222	0
Wildrose	1,503,094	1,503,094	0
Karlsruhe	791,415	791,415	71,000
Strasburg	2,060,678	2,060,678	195,000
	<u>34,779,670</u>	<u>34,779,670</u>	<u>13,089,000</u>

<u>Borrower</u>	<u>Approved Loan Amount</u>	<u>Funded Loan Amount</u>	<u>Outstanding Loan Amount</u>
Subpart 12	2010		
Hillsboro	\$ 289,376	\$ 289,376	\$ 145,000
Washburn	4,023,646	4,023,646	935,000
South Central Regional WD	4,600,000	4,600,000	2,630,000
BDW Water Systems	2,309,158	2,309,158	0
State Line Water Coop	147,781	147,781	0
Valley City	4,646,000	4,646,000	965,000
Hillsboro	1,310,679	1,310,679	533,000
Mandan	6,923,867	6,923,867	4,000,000
Kenmare	403,579	403,579	195,000
Buffalo	98,922	98,922	55,000
Jamestown	5,525,008	5,525,008	2,830,000
Kulm	25,300	25,300	15,000
	<u>30,303,316</u>	<u>30,303,316</u>	<u>12,303,000</u>
Subpart 13	2011		
Pembina	1,743,743	1,743,743	1,130,000
Linton	224,800	224,800	139,000
Page	90,597	90,597	56,000
Cooperstown	700,235	700,235	415,000
Sawyer	308,708	308,708	190,000
Bowbells	2,145,000	2,145,000	725,000
McKenzie County WRD	8,200,000	8,200,000	3,790,000
Kenmare	892,039	892,039	515,000
	<u>14,305,122</u>	<u>14,305,122</u>	<u>6,960,000</u>
Subpart 14	2012		
Ray	2,500,000	2,500,000	0
Minnewaukan	1,535,189	1,535,189	0
R & T Water Supply Commerce	9,349,789	9,349,789	5,275,000
Garrison Rural Water District	720,000	720,000	445,000
Southeast Water Users District	1,603,656	1,603,656	545,000
Sherwood	82,475	82,475	54,000
Granville	209,990	209,990	125,000
	<u>16,001,099</u>	<u>16,001,099</u>	<u>6,444,000</u>
Subpart 15	2013		
Hillsboro	2,623,344	2,623,344	1,195,000
Ross	1,740,267	1,740,267	525,000
Max	292,062	292,062	210,000
Fargo	98,000,000	98,000,000	94,685,000
Cooperstown	314,393	314,393	210,000
	<u>102,970,066</u>	<u>102,970,066</u>	<u>96,825,000</u>

<u>Borrower</u>	<u>Approved Loan Amount</u>	<u>Funded Loan Amount</u>	<u>Outstanding Loan Amount</u>
Subpart 16 2014			
Westhope	\$ 926,447	\$ 926,447	\$ 310,000
Grafton	2,200,757	2,200,757	1,565,000
Cooperstown	200,733	200,733	100,000
Stutsman Rural Water District	7,630,004	7,630,004	4,420,000
McLean-Sheridan Rural Water	1,350,000	1,285,933	1,125,933
Mandan	641,683	641,683	450,000
Fairmount	121,759	121,759	91,000
Noonan	282,130	282,130	211,000
Leeds	317,106	317,106	235,000
Columbus	387,828	387,828	115,000
Washburn	1,391,331	1,391,331	1,065,000
Jamestown	3,572,603	3,572,603	2,610,000
Grenora	383,853	383,853	229,000
Carrington	1,459,704	1,459,704	1,095,000
Ray	1,670,000	1,670,000	395,000
Barnes Rural Water District	2,063,033	2,063,033	1,635,000
	<u>24,598,971</u>	<u>24,534,904</u>	<u>15,651,933</u>
Subpart 17 2015			
Cass Rural Water District	3,000,000	3,000,000	2,455,000
Jamestown	794,159	794,159	585,000
Garrison	1,821,023	1,821,023	1,435,000
Gwinner	2,882,111	2,882,111	1,384,000
Sheyenne	77,362	77,362	62,000
Lehr	79,065	79,065	24,500
	<u>8,653,720</u>	<u>8,653,720</u>	<u>5,945,500</u>
Subpart 18 2016			
Tri-County Water District	727,655	727,655	400,000
New Rockford	270,000	270,000	215,000
Enderlin	340,000	340,000	265,000
Cooperstown	369,283	369,283	312,000
Robinson	129,723	129,723	28,000
South Central Regional Water Distric	3,125,000	3,109,375	2,814,375
New Town	5,000,000	5,000,000	3,310,000
Hebron	2,834,223	2,834,223	1,430,000
Stutsman Rural Water District	1,582,373	1,582,373	1,421,373
Flaxton	95,000	95,000	0
North Prairie Water District	1,126,000	956,397	850,397
	<u>15,599,257</u>	<u>15,414,029</u>	<u>11,046,145</u>

<u>Borrower</u>	<u>Approved Loan Amount</u>	<u>Funded Loan Amount</u>	<u>Outstanding Loan Amount</u>
Subpart 19	2017		
Pick City	1,032,980	1,032,980	365,000
Southeast Water Users District	5,960,000	5,836,740	5,597,740
Makoti	362,450	362,450	131,450
Grand Forks	66,000,000	64,680,000	64,670,000
Gardner	244,374	244,374	212,000
Jamestown	1,123,587	1,123,587	940,000
Jamestown	539,511	539,511	410,000
Maxbass	437,973	437,973	131,000
Williams Rural Water District	5,000,000	5,000,000	4,150,000
Northeast Regional Water District	2,978,890	2,978,890	2,370,000
Sherwood	126,587	126,587	104,000
R & T Water Supply Commerce Auth	5,000,000	5,000,000	4,150,000
Horace	479,216	479,216	420,000
Trail Rural Water District	3,206,464	3,206,464	2,840,000
Oakes	4,043,000	4,043,000	3,575,000
Ross	947,758	947,758	219,000
Aneta	80,000	80,000	71,000
Kindred	600,000	565,923	520,923
Mandan	1,327,453	1,327,453	1,160,000
Mayville	720,000	720,000	660,000
	<u>100,210,243</u>	<u>98,732,906</u>	<u>92,697,113</u>
Subpart 20	2018		
Beulah	207,774	207,774	160,000
Mandan	820,281	820,281	715,000
Wahpeton	443,387	443,387	425,000
North Prairie Water District	428,000	402,597	383,597
Argusville	275,000	260,483	246,483
Casselton	1,210,000	880,823	830,823
Mohall	610,000	610,000	535,000
Lisbon	130,866	130,866	119,000
Towner	80,822	80,822	0
Fessenden	1,100,000	1,037,555	937,570
North Prairie Water District	450,000	331,599	307,599
Walsh Rural Water District	507,653	507,653	477,653
Cass Rural Water District	1,700,000	1,700,000	830,000
Central Plains Water District	4,925,000	4,925,000	4,680,000
Arnegard	1,752,977	1,752,977	1,664,977
Barnes	2,052,000	2,052,000	1,950,000
Minot	1,734,000	1,123,667	1,054,667
Northeast Rural Water District	3,000,000	2,139,648	2,139,648
Northeast Rural Water District	2,460,000	2,460,000	2,305,000
McLean-Sheridan Water District	1,074,000	953,116	953,116
Mercer	761,690	761,690	175,000
Tri-County Water District	1,050,000	1,050,000	960,000
Rugby	266,904	266,904	206,191
Larimore	119,500	119,500	92,200
Cando	2,044,000	2,044,000	1,875,000
Western Area Water Supply	16,500,000	12,947,641	12,127,641

<u>Borrower</u>	<u>Approved Loan Amount</u>	<u>Funded Loan Amount</u>	<u>Outstanding Loan Amount</u>
Subpart 20 Continued 2018			
Mandan	1,889,000	1,202,579	1,123,579
Jamestown	1,445,734	1,445,734	1,315,000
East Central Rural Water District	1,750,000	1,610,241	1,525,241
	<u>50,788,588</u>	<u>44,268,537</u>	<u>40,114,985</u>
Subpart 21 2019			
Stutsman Rural Water District	723,450	723,450	680,000
North Prairie Rural Water District	3,367,000	3,225,722	3,053,722
Lisbon	920,000	568,535	52,855
Fargo	23,950,000	3,672,199	3,672,199
Glenburn	600,000	388,709	373,709
Wahpeton	618,358	618,358	595,000
Carson	1,500,000	1,433,729	348,432
Cass Rural Water Users District	2,319,248	2,319,248	2,214,248
Cavalier	3,095,000	1,450,522	362,630
All Season Water Users District	1,738,000	89,357	22,339
Lincoln	836,000	678,291	642,291
Riverdale	1,961,000	1,863,238	445,567
	<u>41,628,056</u>	<u>17,031,358</u>	<u>12,462,992</u>
Subpart 22 2020			
Stutsman Rural Water District	1,000,000	822,842	797,842
Dakota Rural Water District	1,550,000	627,757	627,757
McLean Sheridan Rural Water Distric	2,656,000	1,014,532	1,014,532
Enderlin	760,000	315,710	285,710
Carrington	4,975,000	4,975,000	4,850,000
Mapleton	1,400,000	941,878	941,878
Jamestown	2,123,000	1,528,956	1,527,956
Stutsman Rural Water District	3,027,000	3,027,000	2,950,000
Agassiz Water Users District	996,000	744,325	744,325
Wyndmere	1,196,000	676,242	676,242
Tri-County Water District	1,610,000	892,786	892,786
Missouri West Water System	750,000	493,120	493,120
Center	102,000	7,195	7,195
Dunn Center	2,448,000	0	0
Bismarck	5,000,000	3,131,683	2,396,683
Western Area Water System Associat	16,500,000	1,189,048	1,189,048
Mohall	391,000	371,450	371,450
Beach	1,575,000	160,516	40,129
	<u>48,059,000</u>	<u>20,920,040</u>	<u>19,806,653</u>
Total	\$ <u>685,551,161</u>	\$ <u>625,568,820</u>	\$ <u>375,369,321</u>

Industrial Development Bond Program Loans

Part I

<u>Borrower</u>	<u>Funded Loan Amount</u>	<u>Outstanding Loan Amount</u>
Subpart 1 2006		
Prairie Gold Real Estate, LLC	\$ <u>1,360,000</u>	\$ <u>767,917</u>
Subpart 2 2008		
ND Natural Beef, LLC	<u>2,000,000</u>	<u>0</u>
Subpart 3 2009		
Giant Snacks Inc.	1,500,000	0
ND Natural Beef, LLC	<u>65,269</u>	<u>0</u>
	1,565,269	0
Total	\$ <u><u>4,925,269</u></u>	\$ <u><u>767,917</u></u>

Direct Loans

Part J

<u>Borrower</u>	<u>Original Loan Amount</u>	<u>Borrower</u>	<u>Original Loan Amount</u>
Subpart 1 1992		Subpart 9 2001	
Ft. Clark Irrigation	\$ <u>20,750</u>	Fort Pembina Airport Authority	\$ 117,000
Subpart 2 1993		Sims PSD	<u>100,000</u>
Solen	<u>9,000</u>		217,000
Subpart 3 1995		Subpart 10 2002	
Plaza PSD	16,000	Kulm	21,360
Mooreton	30,000	Southeast Water Users	640,000
Garrison PSD	110,000	Solen PSD	<u>200,000</u>
Beulah Airport Authority	<u>35,000</u>		861,360
	191,000	Subpart 11 2003	
Subpart 4 1996		Solen PSD	200,000
Christine	27,000	Trail County Rural Water Users	50,000
McHenry	24,000	St. John	<u>85,000</u>
Sims PSD	<u>17,000</u>		335,000
	68,000	Subpart 12 2004	
Subpart 5 1997		Solen PSD	200,000
Ward County	80,000	New Town PSD	<u>60,000</u>
Trail County Rural Water Users	40,000		260,000
Christine	17,500	Subpart 13 2005	
Manvel	<u>28,000</u>	Enderlin	92,000
	165,500	Columbus	57,000
Subpart 6 1998		Solen PSD	200,000
Berthold	45,000	Gackle	75,000
Page	60,000	Portal	185,000
Ransom Sargent Water Users	87,000	Surrey Township	<u>42,500</u>
Upper Souris Water Users Association	75,000		651,500
Hannaford	<u>20,000</u>	Subpart 14 2006	
	287,000	Solen PSD	<u>200,000</u>
Subpart 7 1999		Subpart 15 2007	
Forest River	<u>50,000</u>	Emerado	<u>186,288</u>
Subpart 8 2000		Subpart 16 2008	
New Town PSD	500,000	Sterling PSD	100,000
Sanborn	13,500	Cass Rural Water District	330,000
Havana	<u>120,000</u>	Watford City	405,000
	633,500	Casselton	<u>685,000</u>
			1,520,000

<u>Borrower</u>	<u>Original Loan Amount</u>
Subpart 17 2009	
Northwood PSD	\$ 1,500,000
Hazen	215,000
Solen PSD	<u>390,000</u>
	2,105,000
Subpart 18 2010	
Drayton	405,000
Drayton	<u>278,000</u>
	683,000
Subpart 19 2012	
Fessenden	44,000
Rolla	265,000
Sheldon	<u>63,413</u>
	372,413

<u>Borrower</u>		<u>Funded Loan Amount</u>	<u>Outstanding Loan Amount</u>
Subpart 20	2013		
Noonan		\$ 115,290	\$ 0
Noonan		400,000	0
Rolla		190,000	0
Benedict		126,500	83,000
McHenry County		<u>1,777,500</u>	<u>0</u>
		2,609,290	83,000
Subpart 21	2014		
Traill Rural Water District		200,500	0
Berthold		450,000	0
Leeds		70,000	0
Colfax		<u>40,000</u>	<u>0</u>
		760,500	0
Subpart 22	2015		
Grafton		<u>150,000</u>	<u>0</u>
Subpart 23	2017		
Rolla		750,000	225,000
Wing		<u>120,000</u>	<u>23,000</u>
		870,000	248,000
Subpart 24	2018		
Jamestown Regional Airport Authority		700,000	640,159
Jamestown Regional Airport Authority		<u>126,500</u>	<u>77,000</u>
		826,500	717,159
Subpart 25	2019		
Rolette County Housing Authority		<u>160,000</u>	<u>140,000</u>
Subpart 26	2020		
Morton County		<u>500,000</u>	<u>500,000</u>
Total Direct Loans		<u>\$ 14,692,601</u>	<u>\$ 1,688,159</u>

**NORTH DAKOTA PUBLIC FINANCE AUTHORITY
BONDS ISSUED 1977 THROUGH 2020**

Part A	1997 General Bond Resolution		Part F Cont.	
		<u>Initial Bond Amount</u>		<u>Initial Bond Amount</u>
1977 Series A		\$ 15,000,000	1991 Series A	225,000
1979 Series A		16,590,000	1991 Series B	1,300,000
1983 Series A		<u>11,600,000</u>	1991 Series C	410,000
Subtotal		43,190,000	1991 Series D	560,000
			1991 Series E	265,000
Part B	Local Government Assistance Program		1991 Series F	345,000
			1991 Series G	380,000
1985 Series A		<u>35,290,000</u>	1991 Series H	280,000
			1991 Series I	2,460,000
Part C	Insured Water Revenue Bonds		1992 Series A	565,000
			1992 Series B	820,000
1989 Series A		11,650,000	1992 Series C	2,650,000
1989 Series B		<u>1,410,000</u>	1992 Series D	115,000
Subtotal		13,060,000	1992 Series E	1,870,000
			1992 Series F	3,260,000
Part D	Government Assistance Program		1992 Series G	290,000
			1992 Series H	395,000
1990 Series A		765,000	1992 Series I	535,000
1990 Series B		<u>1,241,704</u>	1992 Series J	2,500,000
Subtotal		2,006,704	1992 Series K	535,000
			1993 Series A	150,000
Part E	Taxable Insured Water System Refunding Bonds		1993 Series B	880,000
			1993 Series C	1,975,000
1999 Series A		8,875,000	1993 Series D	1,465,000
1999 Series B		<u>1,410,000</u>	1993 Series E	505,000
Subtotal		10,285,000	1993 Series F	2,930,000
			1994 Series A	5,335,000
Part F	Capital Financing Program		1994 Series B	525,000
			1994 Series C	445,000
1990 Series A		400,000	1995 Series A	1,700,000
1990 Series B		185,000	1995 Series B	425,000
1990 Series C		95,000	1995 Series C	380,000
1990 Series D		155,000	1996 Series A	500,000
1990 Series E		680,000	1996 Series B	930,000
1990 Series F		100,000	1996 Series C	1,585,000
1990 Series G		250,000	1996 Series D	350,000
1990 Series H		220,000	1997 Series A	540,000
1990 Series I		230,000	1997 Series B	3,350,000
1990 Series J		140,000	1997 Series C	300,000
1990 Series K		85,000	1997 Series D	1,750,000
1990 Series L		770,000	1997 Series E	4,705,000
1990 Series M		70,000	1997 Series F	375,000
1990 Series N		35,000	1997 Series G	1,050,000
1990 Series O		335,000	1997 Series H	3,275,000
			1998 Series A	945,000
			1998 Series B	6,685,000

Part F Cont.	<u>Initial Bond Amount</u>	<u>Outstanding Bond Amount</u>
1998 Series C	\$ 565,000	\$ 0
1998 Series D	1,050,000	0
1998 Series E	450,000	0
1999 Series A	1,075,000	0
1999 Series B	260,000	0
1999 Series C	100,000	0
1999 Series D	1,100,000	0
1999 Series E	1,710,000	0
1999 Series F	285,000	0
2000 Series A	1,115,000	0
2000 Series B	3,100,000	0
2001 Series A	735,000	0
2002 Series A	1,700,000	0
2003 Series A	1,495,000	0
2004 Series A	880,000	0
2006 Series A	1,385,000	0
2009 Series A	2,125,000	515,000
2011 Series A	3,730,000	2,475,000
2012 Series A	9,635,000	6,890,000
2013 Series A	51,375,000	37,655,000
2014 Series A	32,840,000	24,645,000
2014 Series B	9,000,000	6,915,000
2015 Series A	1,945,000	1,320,000
2015 Series B	25,620,000	21,060,000
2015 Series C	38,280,000	34,555,000
2018 Series A	1,360,000	1,180,000
2019 Series A	2,515,000	2,050,000
Subtotal	<u>261,995,000</u>	<u>139,260,000</u>

Part G Capital Financing Disaster Loan Program

2011 Series A	9,141,832	0
2012 Series A	2,892,780	0
2013 Series A	1,696,000	0
2014 Series A	675,000	0
Subtotal	<u>14,405,612</u>	<u>0</u>

		Initial Bond Amount	Outstanding Bond Amount
Part H State Revolving Fund Program			
1990 Series A	1	5,520,000	0
1993 Series A	2, 5	20,220,000	0
1995 Series A	3	6,975,000	0
1996 Series A	3	29,845,000	0
1998 Series A	5, 6	35,965,000	0
2000 Series A	4	16,725,000	0
2001 Series A	7	23,725,000	0
2003 Series A	7, 8	26,795,000	0
2003 Series B	9	20,455,000	0
2004 Series A	9	11,790,000	0
2005 Series A	8	36,210,000	0
2008 Series A	10	46,100,000	0
2011 Series A		101,210,000	58,775,000
2012 Series A		19,705,000	11,240,000
2012 Series B		17,900,000	1,245,000
2015 Series A		119,195,000	99,165,000
2016 Series A		16,405,000	13,725,000
2018 Series A		<u>128,625,000</u>	<u>120,655,000</u>
Subtotal		683,365,000	304,805,000

¹ A portion of the proceeds of the 1993 Series A SRF Bonds was used to defease and refund the 1990 Series A SRF Bonds.

² A portion of the proceeds of the 2001 Series A SRF Bonds was used to defease and refund the 1993 and 1995 Series A SRF Bonds.

³ The proceeds of the 2003 Series B SRF Bonds was used to defease and refund the 1996 Series A SRF Bonds.

⁴ The proceeds of the 2004 Series A SRF Bonds was used to defease and refund the 2000 Series A SRF Bonds.

⁵ A portion of the proceeds of the 2005 Series A SRF Bonds was used to defease and refund the 1993 and 1998 Series A SRF Bonds.

⁶ A portion of the proceeds of the 2008 Series A SRF Bonds was used to defease and refund the 1998 Series A SRF Bonds.

⁷ A portion of the proceeds of the 2011 Series A SRF Bonds was used to defease and refund the 2001 Series A and 2003 Series A SRF Bonds.

⁸ A portion of the proceeds of the 2012 Series A SRF Bonds was used to defease and refund the 2003 Series A and 2005 Series A SRF Bonds.

⁹ A portion of the proceeds of the 2012 Series B SRF Bonds was used to defease and refund the 2003 Series B and 2004 Series A SRF Bonds.

¹⁰ The proceeds of the 2016 Series A SRF Bonds was used to defease and refund the 2008 Series A SRF Bonds.

Part I Industrial Development Bond Program

2006 Series A	1,360,000	800,000
2008 Series A	2,000,000	0
2009 Series A	<u>1,500,000</u>	<u>0</u>
Subtotal	4,860,000	800,000
 Total All Bonds	 <u>\$ 1,068,457,316</u>	 <u>\$ 444,865,000</u>